


# STURGIS MOTORCYCLE RALLY TRAFFIC COUNTS

2005—2014



SOUTH DAKOTA DEPARTMENT OF TRANSPORTATION

# Sturgis Rally Counts 2005 - 2015

---

August 2014

© South Dakota Dept of Transportation  
Office of Transportation Inventory Management  
700 E Broadway Ave  
Pierre, SD 57501  
Phone 605.773.3278 • Fax 605.773.4870

<http://sddot.com/transportation/highways/traffic>

**In Cooperation with:**

United States Department of Transportation  
Federal Highway Administration

The South Dakota Department of Transportation provides services without regard to race, color, gender, religion, national origin, age or disability, according to the provisions contained in SDCL 20-13, Title VI of the Civil Rights Act of 1964, the Rehabilitation Act of 1973, as amended, the Americans With Disabilities Act of 1990 and Executive Order 12898, Federal Actions to Address Environmental Justice in Minority Populations and Low-Income Populations, 1994.

Any person who has questions concerning this policy or who believes he or she has been discriminated against should contact the Department's Civil Rights Office at 605-773-3540.

**INTRODUCTION**

Traffic counts have been taken at the Sturgis Motorcycle Rally beginning in 1990 which was the 50th Rally. Counts are taken at 22 locations. A map showing the 22 count locations is included on the next page. Locations 7 and 8 were deleted beginning in 2012.

Traffic can enter Sturgis at 8 locations. These are:

1. Site 3: I-90 Exit 32 WB offramp
2. Site 6: I-90 Exit 32 EB offramp
3. Site 9: I-90 Exit 30 EB offramp
4. Site 11: I-90 Exit 30 WB offramp
5. Site 13: US 14A EB SW of Exit 30
6. Site 17: SD 34 WB east of Buffalo Chip Campground
7. Site 22: SD 79 SB north of Bear Butte
8. Site 23: Vanocker Canyon Rd NB south of Exit 32

Below is the Daily traffic entering Sturgis for the 2014 Rally.

<b>Entering Sturgis - Official Rally Dates 2014</b>									
Site	04-Aug	05-Aug	06-Aug	07-Aug	08-Aug	09-Aug	10-Aug		Average
3	16,551	13,006	14,067	14,774	11,950	9,547	5,094		12,141
6	<b>5,503</b>	<b>3,737</b>	<b>5,464</b>	4,708	3,305	2,395	1,213		3,761
9	11,245	8,646	9,574	10,151	8,237	6,533	3,495		8,269
11	8,565	7,015	9,191	7,755	7,192	5,265	2,694		6,811
13	16,512	14,071	16,270	16,958	15,414	12,430	7,620		14,182
17	3,665	3,249	3,447	3,305	1,890	1,817	1,049		2,632
22	8,837	5,235	6,164	6,006	4,948	2,823	1,695		5,101
23	4,918	2,429	2,632	4,329	2,768	2,254	1,086		2,917
									7 Day
<b>Total</b>	<b>75,796</b>	<b>57,388</b>	<b>66,809</b>	<b>67,986</b>	<b>55,704</b>	<b>43,064</b>	<b>23,946</b>		<b>55,813</b>
									<b>390,693</b>
	<b>xxxxx = estimated</b>					<b>Total for 7 days:</b>			<b>390,693</b>
Daily Change from last year:	4.8%	-17.3%	1.8%	2.4%	3.8%	2.8%	8.7%		-0.2%

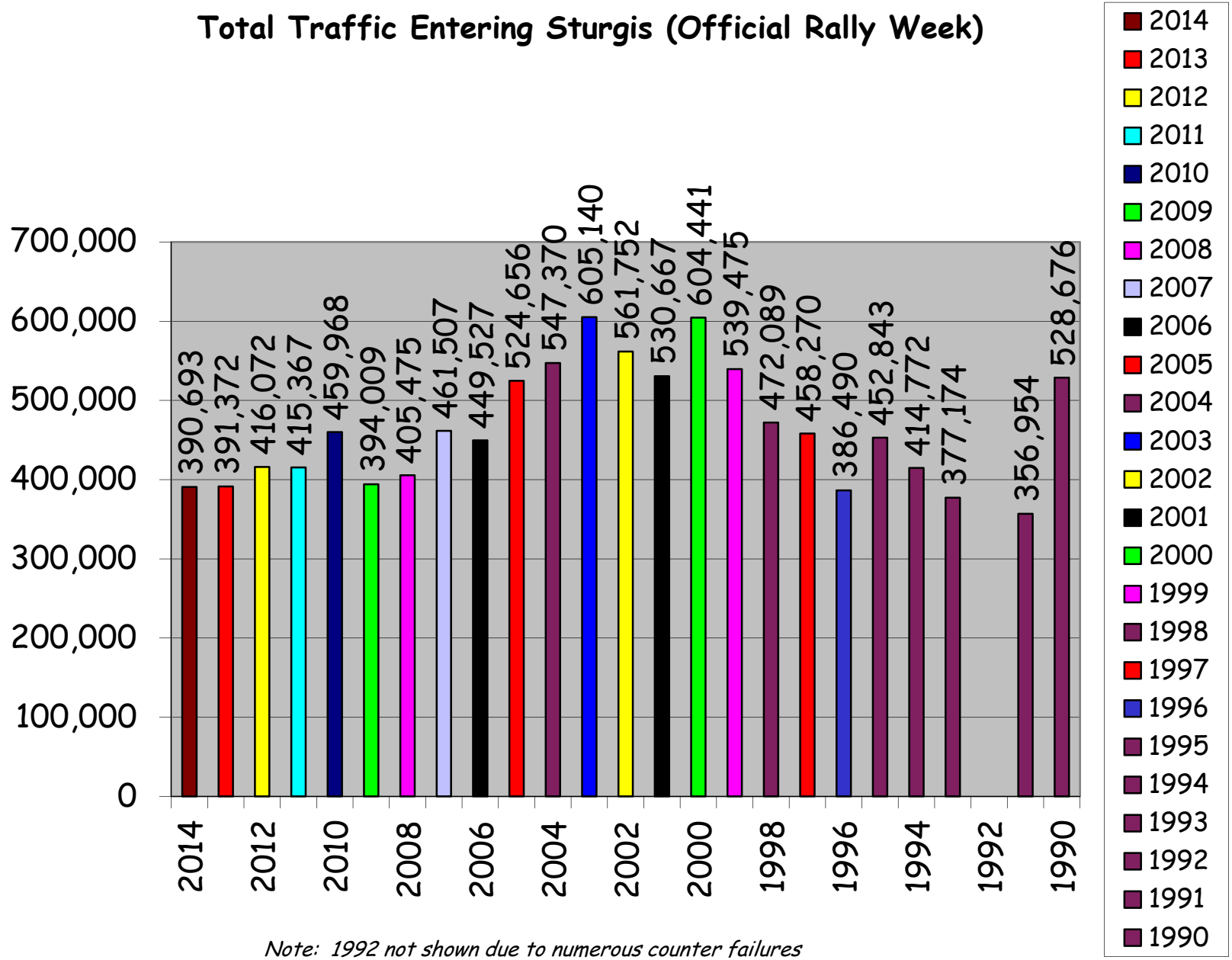
Traffic for the Official Rally Dates was **down 0.2%** over last year. 2013 Traffic entering Sturgis at the 8 locations was 391,372. Traffic entering for 2014 at the 8 locations was 390,693. Tuesday, August 5<sup>th</sup> was significantly down (**-17.3%**) over the Tuesday in 2013.

If you add the Saturday/Sunday before the official Monday start of the Rally to the analysis (9 days instead of the usual 7 days), traffic is **Up 0.8%** compared to the same period in 2013 (516,378 in 2013 compared to 522,405 in 2014).

Below is the daily total entering Sturgis for the 9 days for 2013 and 2014:

	2014	2013	
Saturday	59,810	58,427	2.4%
Sunday	69,888	66,579	5.0%
Monday	75,796	72,354	4.1%
Tuesday	57,388	69,379	-17.3%
Wednesday	66,809	65,658	1.8%
Thursday	67,986	66,399	2.4%
Friday	55,704	53,669	3.8%
Saturday	43,064	41,880	2.8%
Sunday	23,946	22,033	8.7%
	522,405	516,378	0.8%

## Total Traffic Entering Sturgis (Official Rally Week)



2014 stations

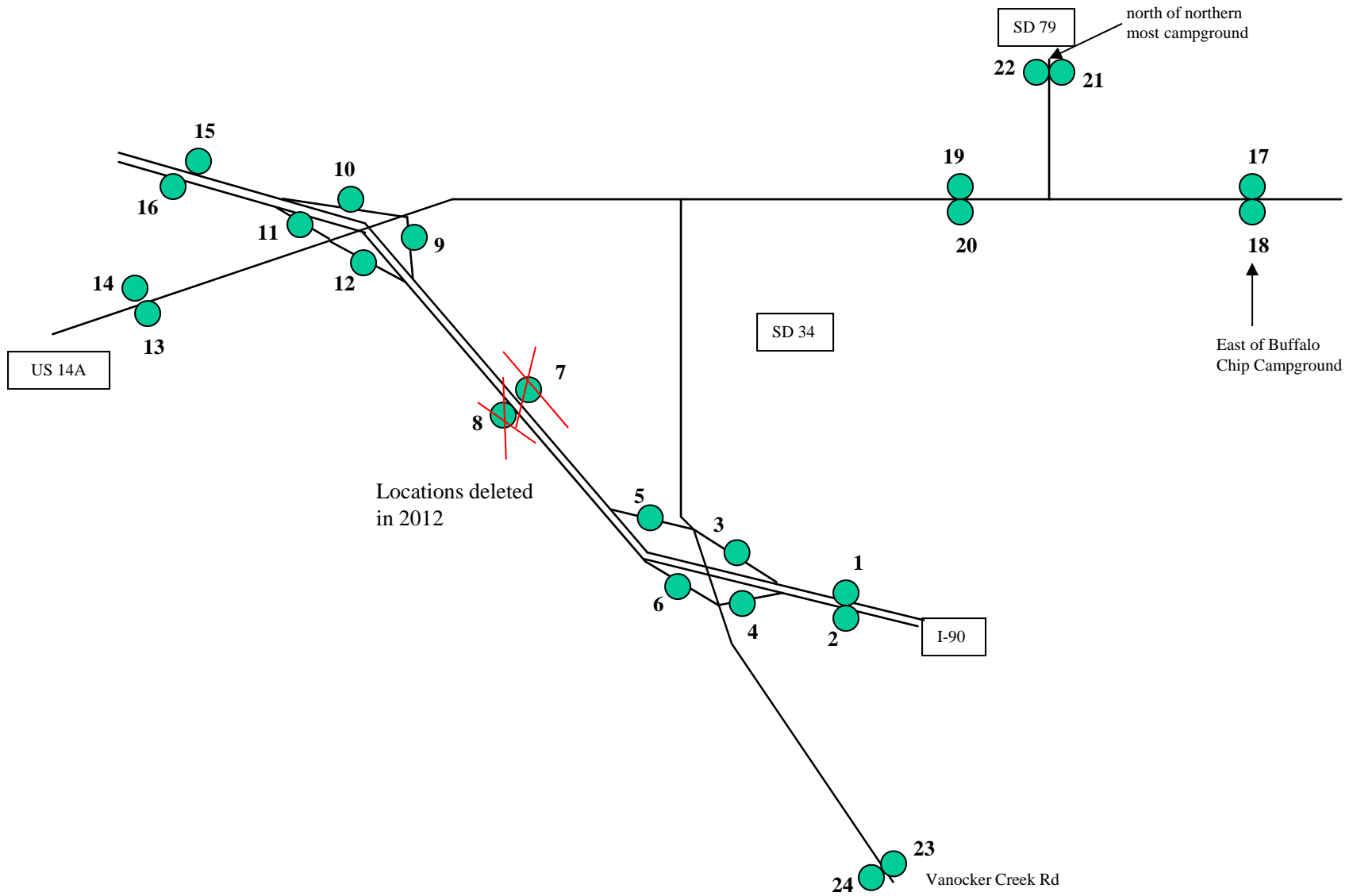
Site/Date	Fri	Sat	Sun	Mon	Tue	Wed	Thu	Fri	Sat	Sun	Ave
	01-Aug	02-Aug	03-Aug	04-Aug	05-Aug	06-Aug	07-Aug	08-Aug	09-Aug	10-Aug	
1	23,869	<b>28,102</b>	<b>29,095</b>	<b>31,097</b>	26,442	28,988	29,702	25,180	20,816	13,749	25,704
2	19,532	22,300	25,109	28,876	27,669	28,770	31,593	30,475	25,817	17,824	25,797
3	10,400	13,684	14,505	16,551	13,006	14,067	14,774	11,950	9,547	5,094	12,358
4	6,743	9,088	11,227	13,201	12,140	12,703	14,297	13,691	11,149	7,131	11,137
5	2,382	3,289	4,632	5,576	4,333	5,436	5,390	4,026	3,241	1,841	4,015
6	<b>2,365</b>	<b>3,266</b>	<b>4,826</b>	<b>5,503</b>	<b>3,737</b>	<b>5,464</b>	4,708	3,305	2,395	1,213	3,678
7					SITE DELETED						
8					SITE DELETED						
9	7,532	9,457	10,130	<i>11,245</i>	<i>8,646</i>	<i>9,574</i>	10,151	8,237	6,533	3,495	8,500
10	4,304	5,610	7,004	7,460	6,524	8,254	7,871	7,278	5,947	4,480	6,473
11	5,193	7,328	8,249	8,565	7,015	9,191	7,755	7,192	5,265	2,694	6,845
12	6,529	8,556	10,317	12,227	10,489	11,030	12,735	11,489	10,306	<b>6,292</b>	9,997
13	9,813	12,201	12,756	<i>16,512</i>	14,071	16,270	16,958	15,414	12,430	7,620	13,405
14	11,654	16,148	19,464	<i>16,343</i>	14,235	16,120	17,103	15,146	12,002	7,648	14,586
15	<b>13,568</b>	<b>15,209</b>	<b>16,553</b>	16,056	15,926	19,275	18,321	16,456	14,002	11,424	15,679
16	14,304	16,033	17,045	18,368	16,187	19,964	18,271	17,150	13,657	8,942	15,992
17	2,041	2,944	3,409	3,665	3,249	3,447	3,305	1,890	1,817	1,049	2,682
18	1,851	2,647	3,414	3,616	3,312	3,390	3,411	3,417	1,645	939	2,764
19	8,215	11,845	16,025	18,287	16,456	19,159	19,028	15,457	11,484	6,575	14,253
20	9,470	14,569	19,158	20,846	18,086	19,734	17,060	14,116	9,556	5,200	14,780
21	3,158	<b>6,491</b>	<b>12,296</b>	3,808	5,450	6,699	6,252	4,878	4,047	3,320	5,640
22	3,927	7,461	12,081	8,837	5,235	6,164	6,006	4,948	2,823	1,695	5,918
23	1,988	3,469	3,932	4,918	2,429	2,632	4,329	2,768	2,254	1,086	2,981
24	1,455	2,582	3,052	3,011	2,114	2,043	3,285	2,179	1,691	848	2,226
	170,293	222,279	264,279	274,568	236,751	268,374	272,305	236,642	188,424	120,159	225,407

*Estimated - Road tube failure for part of these days*

0

\* = counter failure

# 2014 STURGIS MOTORCYCLE RALLY COUNT LOCATIONS

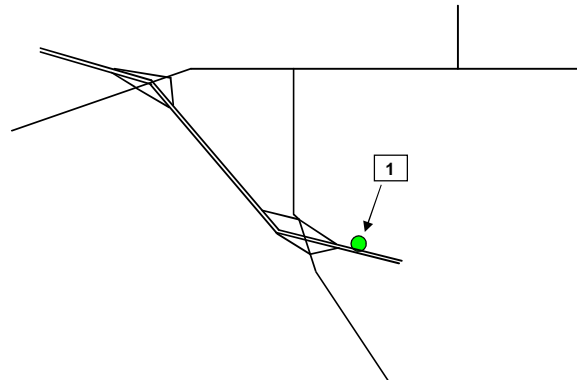
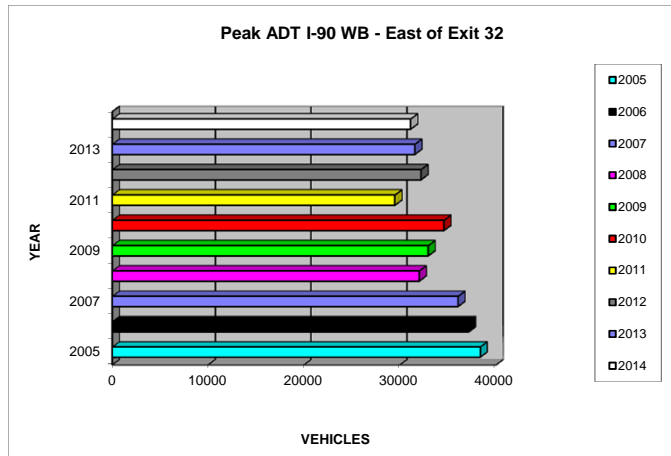


# Site 1

## I-90 WB East of Exit 32

Daily Traffic Volumes - 24 Hours																				
	2005	2006	2007	2008	2009	2010	2011	2012	2013	2014										
27-Jul	wed	thu	fri	sun	mon	tue	wed	fri	sat	sun										
28-Jul	thu	fri	sat	mon	tue	wed	thu	sat	sun	mon										
29-Jul	fri	sat	sun	tue	wed	thu	fri	sun	mon	tue										
30-Jul	sat	sun	mon	wed	thu	fri	sat	mon	tue	wed										
31-Jul	sun	mon	tue	thu	fri	sat	sun	tue	wed	thu										
01-Aug	mon	tue	wed	fri	sat	27,794	sun	mon	wed	thu	fri	23,869								
02-Aug	tue	wed	thu	sat	27,118	sun	29,510	mon	tue	thu	fri	sat	28,102							
03-Aug	wed	thu	fri	sun	28,668	mon	<b>32,934</b>	tue	wed	fri	21,436	sat	27,742	sun	29,095					
04-Aug	thu	fri	sat	31,275	mon	<b>31,988</b>	tue	31,068	wed	thu	sat	27,219	sun	29,809	mon	<b>31,097</b>				
05-Aug	fri	sat	31,771	sun	32,302	tue	30,755	wed	31,122	thu	fri	22,620	sun	29,594	mon	<b>31,528</b>	tue	26,442		
06-Aug	sat	33,718	sun	32,516	mon	<b>36,043</b>	wed	30,458	thu	26,015	fri	sat	27,548	mon	<b>32,170</b>	tue	30,722	wed	28,988	
07-Aug	sun	34,118	mon	35,287	tue	34,654	thu	<b>28,822</b>	fri	26,672	sat	29,812	sun	27,632	tue	31,136	wed	28,631	thu	29,702
08-Aug	mon	37,797	tue	<b>37,156</b>	wed	34,319	fri	<b>25,688</b>	sat	20,704	sun	32,056	mon	28,862	wed	29,860	thu	28,238	fri	25,180
09-Aug	tue	<b>38,349</b>	wed	36,492	thu	32,476	sat	21,054	sun	11,630	mon	34,180	tue	28,646	thu	28,214	fri	23,921	sat	20,816
10-Aug	wed	36,711	thu	33,581	fri	28,945	sun	12,691	mon	tue	<b>34,582</b>	wed	<b>29,462</b>	fri	24,023	sat	19,773	sun	13,749	
11-Aug	thu	32,514	fri	20,963	sat	23,390	mon	tue	wed	32,104	thu	27,058	sat	18,926	sun	13,387	mon			
12-Aug	fri	28,248	sat	21,502	sun	13,368	tue	wed	thu	30,308	fri	25,182	sun	12,682	mon		tue			
13-Aug	sat	21,485	sun	13,890	mon		wed	thu	fri	27,491	sat	19,566	mon		tue		wed			
14-Aug	sun	14,403	mon		tue		thu	fri	sat	21,176	sun	12,592	tue		wed		thu			
15-Aug	mon		tue		wed		fri	sat	sun	14,094	mon		wed		thu		fri			
16-Aug	tue		wed		thu		sat		sun		mon		tue		thu		fri			sat

xx,xxx = Rally Peak





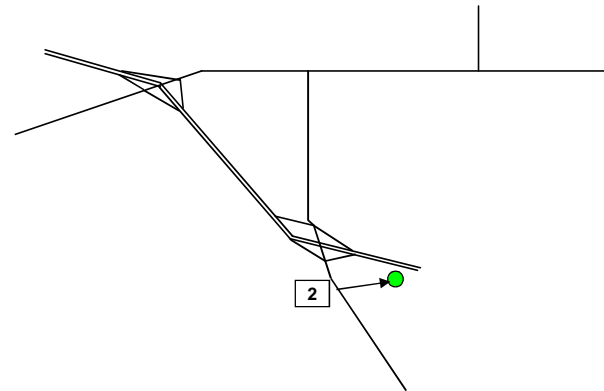
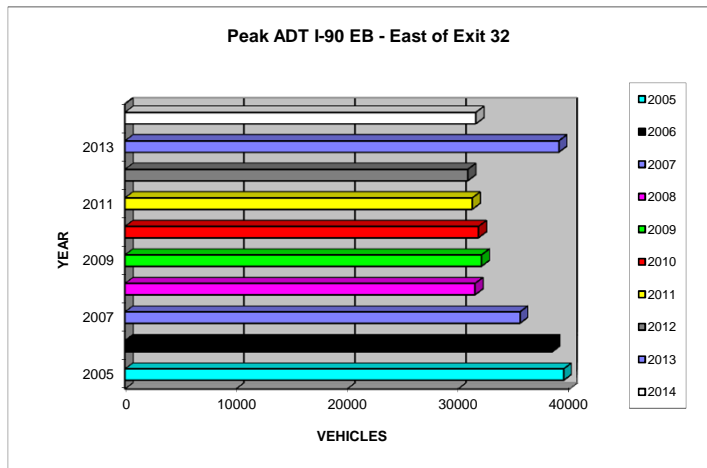
# Site 2

## I-90 EB East of Exit 32

Daily Traffic Volumes - 24 Hours																				
	2005	2006	2007	2008	2009	2010	2011	2012	2013	2014										
27-Jul	wed	thu	fri	sun	mon	tue	wed	fri	sat	sun										
28-Jul	thu	fri	sat	mon	tue	wed	thu	sat	sun	mon										
29-Jul	fri	sat	sun	tue	wed	thu	fri	sun	mon	tue										
30-Jul	sat	sun	mon	wed	thu	fri	sat	mon	tue	wed										
31-Jul	sun	mon	tue	thu	fri	sat	sun	tue	wed	thu										
01-Aug	mon	tue	wed	fri	sat	22,172	sun	mon	wed	thu	fri	19,532								
02-Aug	tue	wed	thu	sat	21,551	sun	25,060	mon	tue	thu	fri	sat	22,300							
03-Aug	wed	thu	fri	sun	25,601	mon	30,058	tue	wed	fri	18,403	sat	22,085	sun	25,109					
04-Aug	thu	fri	sat	*	mon	28,566	tue	32,094	wed	thu	sat	21,432	sun	25,725	mon	28,876				
05-Aug	fri	sat	25,220	sun	*	tue	30,648	wed	30,935	thu	fri	15,045	sun	25,035	mon	29,176	tue	27,669		
06-Aug	sat	27,225	sun	29,571	mon	32,233	wed	31,512	thu	29,437	fri	sat	21,976	mon	30,861	tue	39,072	wed	28,770	
07-Aug	sun	31,110	mon	33,437	tue	34,582	thu	30,997	fri	30,871	sat	*	sun	23,465	tue	29,869	wed	30,302	thu	31,593
08-Aug	mon	37,575	tue	35,659	wed	35,556	fri	30,569	sat	26,284	sun	*	mon	28,312	wed	29,458	thu	30,376	fri	30,475
09-Aug	tue	39,495	wed	38,461	thu	34,975	sat	26,684	sun	17,207	mon	*	tue	28,897	thu	30,489	fri	29,789	sat	25,817
10-Aug	wed	38,805	thu	37,768	fri	34,492	sun	16,499	mon		tue	*	wed	31,264	fri	26,906	sat	25,246	sun	17,824
11-Aug	thu	38,529	fri	35,372	sat	29,385	mon		tue		wed	*	thu	30,176	sat	24,793	sun	17,092	mon	
12-Aug	fri	36,038	sat	28,924	sun	13,726	tue		wed		thu	*	fri	28,170	sun	17,755	mon		tue	
13-Aug	sat	28,932	sun	19,034	mon		wed		thu		fri	31,830	sat	25,628	mon		tue		wed	
14-Aug	sun	20,737	mon		tue		thu		fri		sat	28,653	sun	17,598	tue		wed		thu	
15-Aug	mon		tue		wed		fri		sat		sun	19,015	mon		wed		thu		fri	
16-Aug	tue		wed		thu		sat		sun		mon		tue		thu		fri		sat	

xx,xxx = Rally Peak

\* = roadtube cut

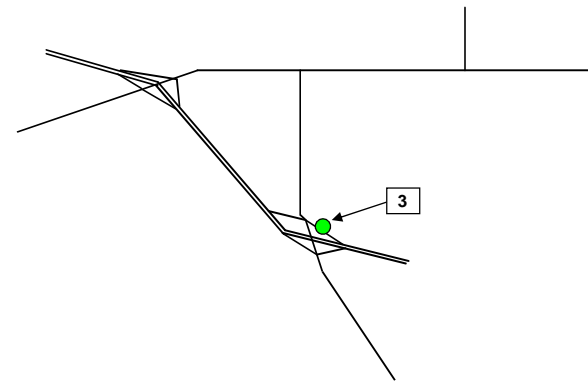
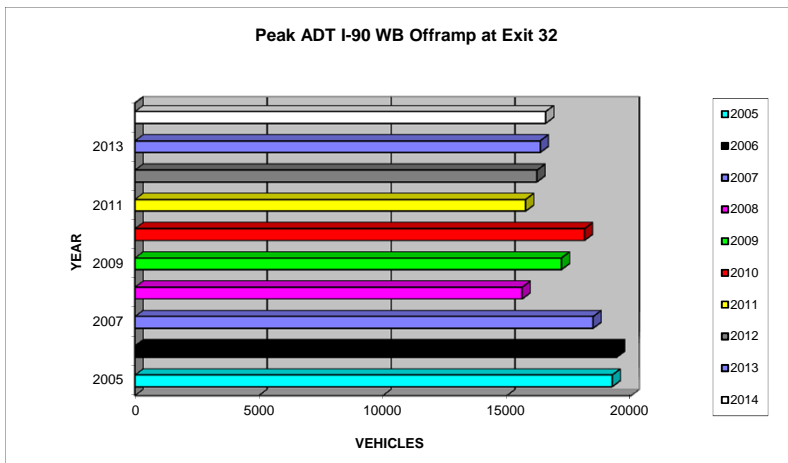


# Site 3

## I-90 Exit 32 WB Offramp

Daily Traffic Volumes - 24 Hours																				
	2005	2006	2007	2008	2009	2010	2011	2012	2013	2014										
27-Jul	wed	thu	fri	sun	mon	tue	wed	fri	sat	sun										
28-Jul	thu	fri	sat	mon	tue	wed	thu	sat	sun	mon										
29-Jul	fri	sat	sun	tue	wed	thu	fri	sun	mon	tue										
30-Jul	sat	sun	mon	wed	thu	fri	sat	mon	tue	wed										
31-Jul	sun	mon	tue	thu	fri	sat	sun	tue	wed	thu										
01-Aug	mon	tue	wed	fri	sat	13,814	sun	mon	wed	thu	10,400									
02-Aug	tue	wed	thu	sat	13,211	sun	14,769	mon	tue	thu	fri	sat	13,684							
03-Aug	wed	thu	fri	sun	14,220	mon	17,187	tue	wed	fri	9,416	sat	13,922	sun	14,505					
04-Aug	thu	fri	sat	15,181	mon	15,605	tue	15,708	wed	thu	sat	13,225	sun	15,402	mon	16,551				
05-Aug	fri	sat	15,505	sun	15,947	tue	14,717	wed	15,203	thu	fri	9,227	sun	14,897	mon	16,327	tue	13,006		
06-Aug	sat	16,439	sun	16,521	mon	18,469	wed	14,766	thu	12,899	fri	sat	13,135	mon	16,204	tue	16,137	wed	14,067	
07-Aug	sun	16,626	mon	18,078	tue	17,645	thu	14,611	fri	13,290	sat	14,714	sun	12,719	tue	15,735	wed	13,737	thu	14,774
08-Aug	mon	18,852	tue	19,402	wed	16,153	fri	13,408	sat	10,321	sun	16,353	mon	15,744	wed	14,090	thu	14,443	fri	11,950
09-Aug	tue	19,234	wed	17,070	thu	16,250	sat	10,017	sun	5,006	mon	17,799	tue	14,374	thu	14,133	fri	11,615	sat	9,547
10-Aug	wed	16,836	thu	16,862	fri	14,227	sun	4,825	mon	tue	18,119	wed	14,134	fri	11,442	sat	9,442	sun	5,094	
11-Aug	thu	16,435	fri	14,371	sat	11,293	mon	tue	wed	15,014	thu	13,281	sat	8,792	sun	4,775	mon			
12-Aug	fri	13,857	sat	10,985	sun	5,315	tue	wed	thu	15,415	fri	12,491	sun	4,957	mon		tue			
13-Aug	sat	10,781	sun	5,775	mon		wed	thu	fri	13,844	sat	9,368	mon		tue		wed			
14-Aug	sun	6,230	mon		tue		thu	fri	sat	10,631	sun	4,883	tue		wed		thu			
15-Aug	mon		tue		wed		fri	sat	sun	5,555	mon		wed		thu		fri			
16-Aug	tue		wed		thu		sat	sun	mon		tue		thu		fri		sat			

xx,xxx = Rally Peak

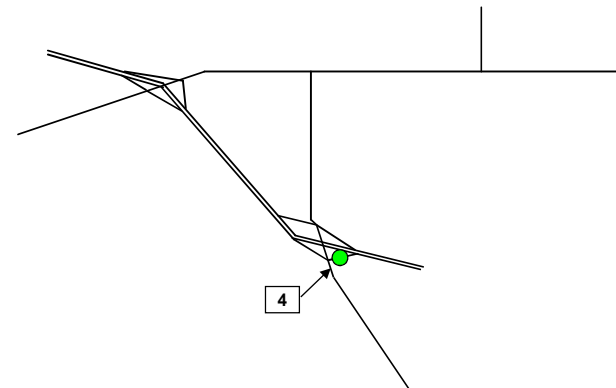
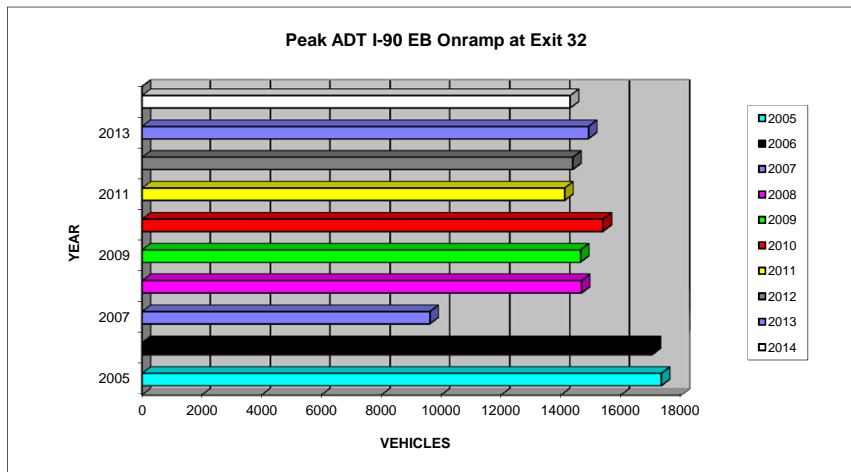


# Site 4

## I-90 Exit 32 EB Onramp

Daily Traffic Volumes - 24 hours																				
	2005	2006	2007	2008	2009	2010	2011	2012	2013	2014										
27-Jul	wed	thu	fri	sun	mon	tue	wed	fri	sat	sun										
28-Jul	thu	fri	sat	mon	tue	wed	thu	sat	sun	mon										
29-Jul	fri	sat	sun	tue	wed	thu	fri	sun	mon	tue										
30-Jul	sat	sun	mon	wed	thu	fri	sat	mon	tue	wed										
31-Jul	sun	mon	tue	thu	fri	sat	sun	tue	wed	thu										
01-Aug	mon	tue	wed	fri	sat	9,292	sun	mon	wed	thu	fri	6,743								
02-Aug	tue	wed	thu	sat	8,672	sun	11,034	mon	tue	thu	fri	9,088								
03-Aug	wed	thu	fri	sun	11,438	mon	13,365	tue	wed	fri	6,402	sat	9,303	sun	11,227					
04-Aug	thu	fri	sat	6,096	mon	12,225	tue	14,637	wed	thu	sat	8,596	sun	11,763	mon	13,201				
05-Aug	fri	sat	10,255	sun	7,311	tue	14,675	wed	13,170	thu	fri	6,538	sun	11,215	mon	13,848	tue	12,140		
06-Aug	sat	11,187	sun	13,168	mon	8,654	wed	12,541	thu	13,489	fri	sat	9,049	mon	13,304	tue	14,907	wed	12,703	
07-Aug	sun	13,070	mon	14,871	tue	9,178	thu	14,381	fri	13,647	sat	9,201	sun	10,188	tue	14,382	wed	13,871	thu	14,297
08-Aug	mon	15,975	tue	15,964	wed	9,245	fri	13,701	sat	11,878	sun	12,299	mon	12,735	wed	13,539	thu	14,388	fri	13,691
09-Aug	tue	17,340	wed	16,381	thu	9,336	sat	11,874	sun	7,031	mon	13,715	tue	12,995	thu	13,780	fri	13,977	sat	11,149
10-Aug	wed	16,284	thu	17,028	fri	9,609	sun	6,538	mon	tue	15,038	wed	14,107	fri	13,882	sat	11,435	sun	7,131	
11-Aug	thu	16,402	fri	15,684	sat	8,632	mon	tue	wed	14,834	thu	13,462	sat	10,586	sun	6,900	mon	tue		
12-Aug	fri	15,310	sat	13,066	sun	5,410	tue	wed	thu	15,393	fri	13,570	sun	6,853	mon	tue				
13-Aug	sat	12,059	sun	7,694	mon	wed	thu	thu	fri	14,632	sat	11,742	mon	tue	wed					
14-Aug	sun	11,353	mon	tue	thu	thu	fri	fri	sat	13,579	sun	7,389	tue	wed	thu	thu				
15-Aug	mon	tue	wed	fri	sat	sat	sun	8,001	mon	sun	wed	thu	fri							
16-Aug	tue	wed	thu	sat	sun	mon	tue	thu	fri	sat										

xx,xxx = Rally Peak

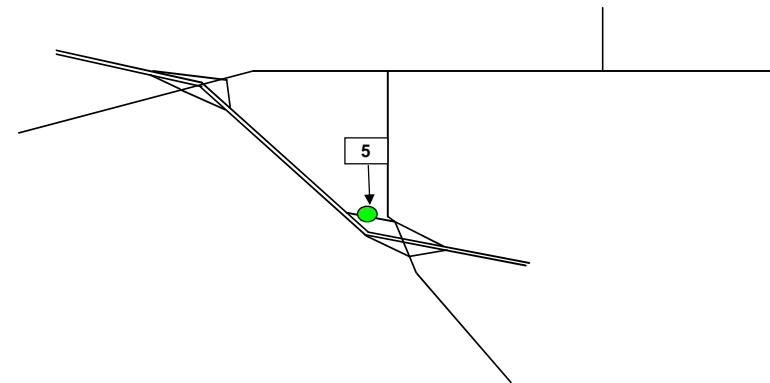
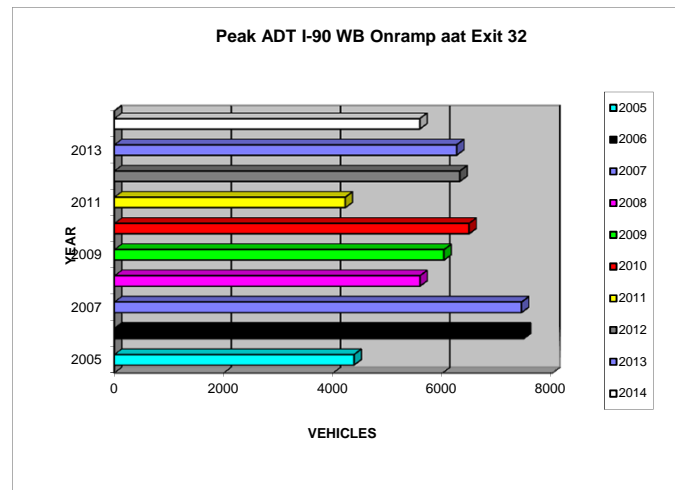


# Site 5

## I-90 Exit 32 WB Onramp

Daily Traffic Volumes - 24 Hours																								
	2005	2006	2007	2008	2009	2010	2011	2012	2013	2014														
27-Jul	wed	thu	fri	sun	mon	tue	wed	fri	sat	sun														
28-Jul	thu	fri	sat	mon	tue	wed	thu	sat	sun	mon														
29-Jul	fri	sat	sun	tue	wed	thu	fri	sun	mon	tue														
30-Jul	sat	sun	mon	wed	thu	fri	sat	mon	tue	wed														
31-Jul	sun	mon	tue	thu	fri	sat	sun	tue	wed	thu														
01-Aug	mon	tue	wed	fri	sat	2,984	sun	mon	wed	thu	fri	2,382												
02-Aug	tue	wed	thu	sat	3,081	sun	4,293	mon	tue	thu	fri	sat	3,289											
03-Aug	wed	thu	fri	sun	4,206	mon	5,957	tue	wed	fri	2,204	sat	3,687	sun	4,632									
04-Aug	thu	fri	sat	4,030	mon	5,121	tue	5,691	wed	thu	sat	3,201	sun	4,931	mon	5,576								
05-Aug	fri	sat	3,760	sun	5,609	tue	5,059	wed	6,020	thu	fri	1,815	sun	4,539	mon	5,859	tue	4,333						
06-Aug	sat	2,773	sun	4,833	mon	6,829	wed	5,577	thu	4,789	fri	sat	2,416	mon	5,968	tue	6,250	wed	5,436					
07-Aug	sun	3,318	mon	6,027	tue	6,746	thu	4,613	fri	4,689	sat	3,812	sun	2,940	tue	6,070	wed	6,002	thu	5,390				
08-Aug	mon	4,330	tue	7,198	wed	7,437	fri	4,228	sat	3,586	sun	5,407	mon	3,860	wed	6,309	thu	5,036	fri	4,026				
09-Aug	tue	4,377	wed	7,473	thu	6,152	sat	3,377	sun	3,377	mon	1,666	tue	6,477	thu	3,603	sat	3,603	thu	5,290	fri	3,865	sat	3,241
10-Aug	wed	4,178	thu	6,251	fri	5,638	sun	1,694	mon	6,409	tue	6,409	wed	4,216	fri	4,530	sat	1,804	sun	1,841				
11-Aug	thu	3,801	fri	5,210	sat	3,987	mon	3,644	tue	6,414	thu	3,541	sat	2,859	sun	1,281	mon							
12-Aug	fri	3,259	sat	2,730	sun	2,040	tue		wed	6,414	thu	3,541	sat	2,859	sun	1,281	mon							
13-Aug	sat	2,732	sun	1,326	mon		wed	6,414	thu	3,541	sat	2,859	sun	1,281	mon									
14-Aug	sun	1,543	mon		tue		thu	5,637	fri	3,391	sun	1,835	mon											
15-Aug	mon		tue		wed		fri	4,775	sat	2,503	mon													
16-Aug	tue		wed		thu		sat	3,593	sun	1,554	tue													

xx,xxx = Rally Peak

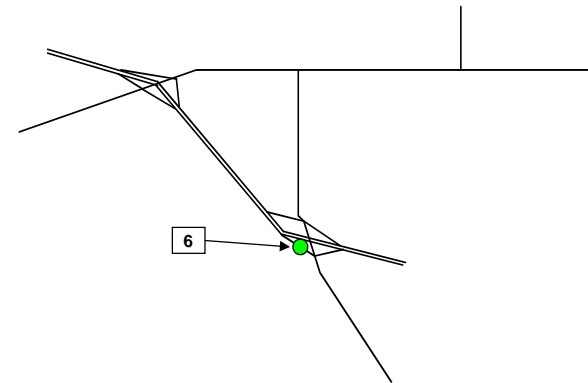
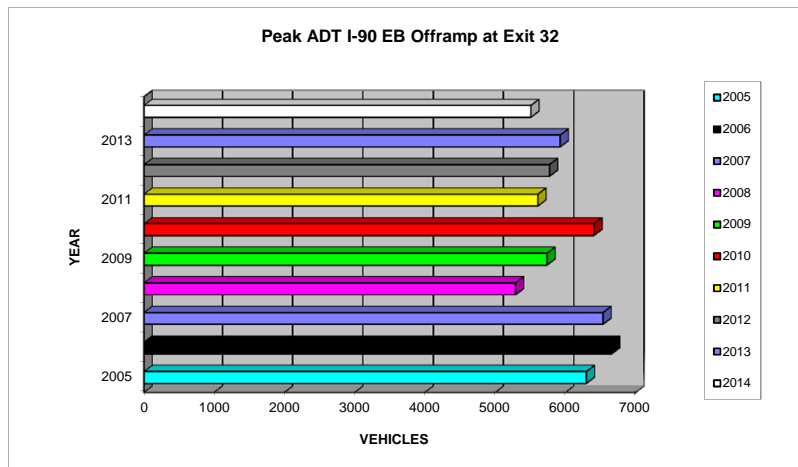


# Site 6

## I-90 Exit 32 EB Offramp

Daily Traffic Volumes - 24 Hours											
	2005	2006	2007	2008	2009	2010	2011	2012	2013	2014	
27-Jul	wed	thu	fri	sun	mon	tue	wed	fri	sat	sun	
28-Jul	thu	fri	sat	mon	tue	wed	thu	sat	sun	mon	
29-Jul	fri	sat	sun	tue	wed	thu	fri	sun	mon	tue	
30-Jul	sat	sun	mon	wed	thu	fri	sat	mon	tue	wed	
31-Jul	sun	mon	tue	thu	fri	sat	sun	tue	wed	thu	
01-Aug	mon	tue	wed	fri	sat	2,980	sun	mon	wed	thu	fri
02-Aug	tue	wed	thu	sat	3,068	sun	4,058	mon	tue	thu	fri
03-Aug	wed	thu	fri	sun	3,928	mon	5,662	tue	wed	fri	1,928
04-Aug	thu	fri	sat	3,909	mon	5,211	tue	5,146	wed	thu	sat
05-Aug	fri	sat	3,543	sun	5,251	tue	4,748	wed	5,733	thu	sat
06-Aug	sat	4,010	sun	4,588	mon	6,224	wed	5,286	thu	3,547	fri
07-Aug	sun	5,343	mon	5,132	tue	5,523	thu	4,335	fri	3,745	sat
08-Aug	mon	6,167	tue	6,461	wed	6,531	fri	3,853	sat	2,462	sun
09-Aug	tue	5,734	wed	6,654	thu	5,693	sat	2,414	sun	958	mon
10-Aug	wed	6,293	thu	5,194	fri	4,444	sun	1,113	mon	6,400	tue
11-Aug	thu	5,180	fri	4,329	sat	2,739	mon	tue	wed	5,873	thu
12-Aug	fri	4,002	sat	2,268	sun	1,102	tue	wed	thu	5,097	fri
13-Aug	sat	2,155	sun	1,102	mon	wed	thu	fri	3,880	sat	2,341
14-Aug	sun	1,195	mon	tue	thu	fri	sat	2,177	sun	1,026	tue
15-Aug	mon	tue	wed	fri	sat	sun	1,108	mon	wed	thu	fri
16-Aug	tue	wed	thu	sat	sun	mon	tue	thu	fri	sat	

xx,xxx = Rally Peak



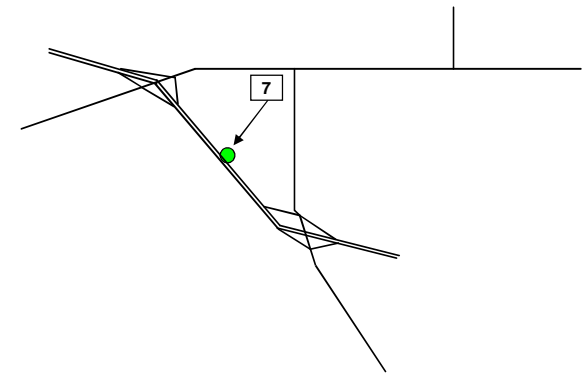
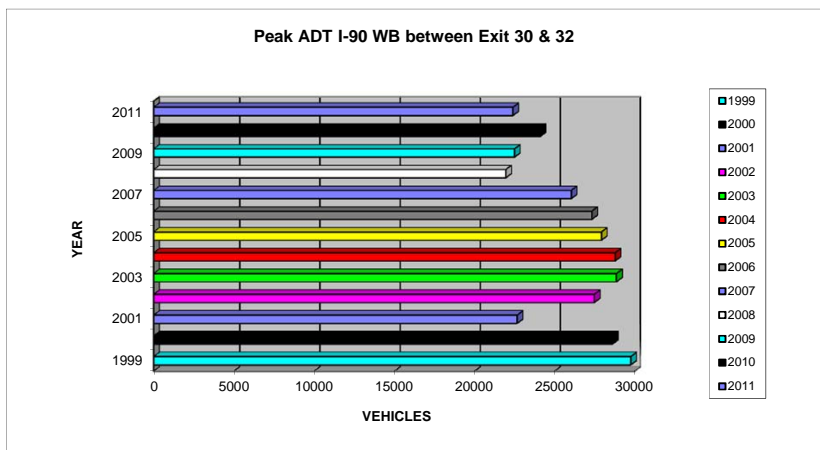
# SITE DELETED IN 2012

## Site 7

### I-90 WB between Exit 30 & 32

Daily Traffic Volumes - 24 Hours																								
	2002	2003	2004	2005	2006	2007	2008	2009	2010	2011														
27-Jul	sat	sun	tue	wed	thu	fri	sun	mon	tue	wed	fri													
28-Jul	sun	mon	wed	thu	fri	sat	mon	tue	wed	thu	sat													
29-Jul	mon	tue	thu	fri	sat	sun	tue	wed	thu	fri	sun													
30-Jul	tue	wed	fri	sat	sun	mon	wed	thu	fri	sat	mon													
31-Jul	wed	thu	sat	sun	mon	tue	thu	fri	sat	sun	tue													
01-Aug	thu	fri	sun	mon	tue	wed	fri	sat	17,624	sun	mon	wed												
02-Aug	fri	sat	22,952	mon	tue	wed	thu	sat	17,186	sun	19,591	mon	tue	thu										
03-Aug	sat	20,516	sun	25,444	tue	wed	thu	fri	sun	18,982	mon	22,438	tue	wed	fri									
04-Aug	sun	21,776	mon	28,638	wed	thu	fri	sat	20,765	mon	21,163	tue	21,769	wed	thu	sat								
05-Aug	mon	25,176	tue	28,470	thu	fri	sat	20,461	sun	22,530	tue	20,501	wed	22,481	thu	fri	14,727	sun						
06-Aug	tue	27,460	wed	28,852	fri	sat	22,587	sun	21,326	mon	25,118	wed	21,927	thu	18,195	fri	sat	17,935	mon					
07-Aug	wed	27,156	thu	24,668	sat	23,270	sun	23,976	mon	23,734	tue	24,333	thu	19,237	fri	18,490	sat	21,758	sun	19,412	mon	tue	18,759	thu
08-Aug	thu	23,086	fri	24,481	sun	27,058	mon	27,181	tue	25,426	wed	26,027	fri	17,427	sat	14,275	sun	21,758	mon	22,221	wed			
09-Aug	fri	23,302	sat	20,136	mon	27,877	tue	27,724	wed	27,305	thu	22,833	sat	10,012	sun	9,290	mon	23,446	tue	20,280	thu			
10-Aug	sat	18,101	sun	11,295	tue	24,812	wed	27,909	thu	23,327	fri	20,685	sun	7,167	mon		tue	23,607	wed	22,381	fri			
11-Aug	sun	10,385	mon		wed	28,765	thu	23,752	fri	21,771	sat	16,300	mon		tue		wed	24,099	thu	19,734	sat			
12-Aug	mon		tue		thu	25,923	fri	20,507	sat	16,431	sun	10,168	tue		wed		thu	21,161	fri	18,034	sun			
13-Aug	tue		wed		fri	23,088	sat	15,027	sun	11,216	mon		wed		thu		fri	18,819	sat	14,032	mon			
14-Aug	wed		thu		sat	17,380	sun	10,676	mon		tue		thu		fri		sat	14,613	sun	9,821	tue			
15-Aug	thu		fri		sun	10,606	mon		tue		wed		sun		fri		sat	10,479	mon		wed			
16-Aug	fri		sat		mon		tue		wed		thu		sat		sun		mon		tue		thu			

xx,xxx = Rally Peak Traffic



# SITE DELETED IN 2012

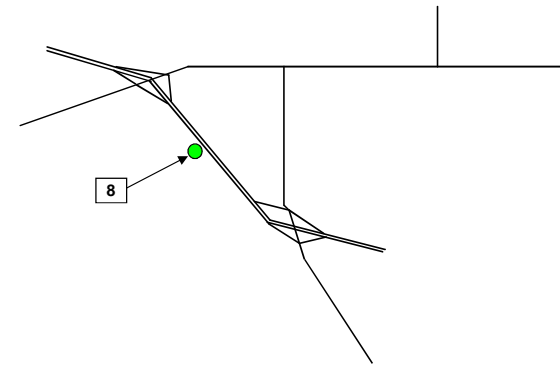
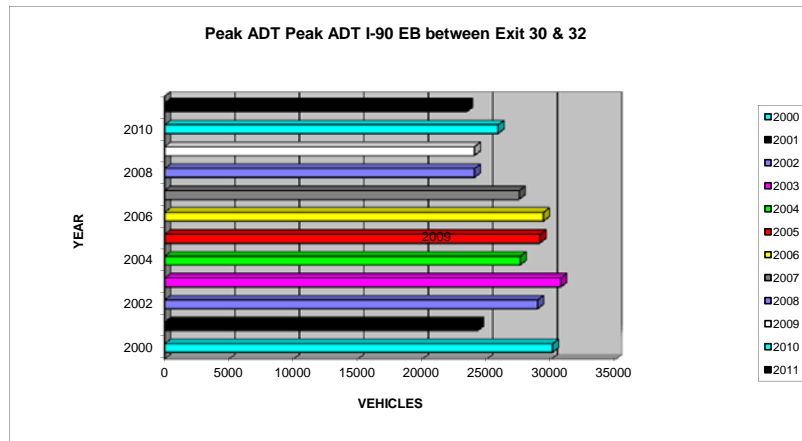
## Site 8

### I-90 EB between Exit 30 & 32

Daily Traffic Volumes - 24 Hours																							
	2002	2003	2004	2005	2006	2007	2008	2009	2010	2011	2012												
27-Jul	sat	sun	tue	wed	thu	fri	sun	mon	tue	wed	fri												
28-Jul	sun	mon	wed	thu	fri	sat	mon	tue	wed	thu	sat												
29-Jul	mon	tue	thu	fri	sat	sun	tue	wed	thu	fri	sun												
30-Jul	tue	wed	fri	sat	sun	mon	wed	thu	fri	sat	mon												
31-Jul	wed	thu	sat	sun	mon	tue	thu	fri	sat	sun	tue												
01-Aug	thu	fri	sun	mon	tue	wed	fri	sat	16,157	sun	mon	wed											
02-Aug	fri	sat	19,818	mon	tue	wed	thu	sat	9,436	sun	18,492	mon	tue	thu									
03-Aug	sat	17,583	sun	24,209	tue	wed	thu	fri	9,106	mon	22,867	tue	wed	fri									
04-Aug	sun	19,862	mon	27,904	wed	thu	fri	sat	18,848	mon	15,976	tue	23,184	wed	thu	sat							
05-Aug	mon	23,261	tue	29,554	thu	fri	sat	18,874	sun	22,375	tue	22,742	wed	24,024	thu	fri	14,359	sun					
06-Aug	tue	28,556	wed	30,739	fri	sat	20,031	sun	21,511	mon	25,394	wed	24,037	thu	20,084	fri	sat	16,582	mon				
07-Aug	wed	28,920	thu	27,200	sat	19,314	sun	23,533	mon	24,361	tue	25,485	thu	22,497	fri	21,786	sat	*	sun	17,622	tue		
08-Aug	thu	26,760	fri	27,621	sun	23,522	mon	27,878	tue	26,851	wed	27,500	fri	21,974	sat	17,558	sun	*	mon	21,313	wed		
09-Aug	fri	26,628	sat	23,038	mon	24,880	tue	28,071	wed	29,366	thu	25,924	sat	17,848	sun	11,591	mon	*	tue	25,471	wed	23,421	fri
10-Aug	sat	22,279	sun	14,760	tue	24,261	wed	29,105	thu	26,722	fri	24,514	sun	11,369	mon	tue	25,471	wed	23,421	fri			
11-Aug	sun	13,518	mon	wed	23,586	thu	27,436	fri	24,770	sat	19,365	mon	tue	wed	25,852	thu	21,955	sat					
12-Aug	mon	tue	thu	27,571	fri	24,974	sat	18,694	sun	12,848	tue	wed	thu	24,228	fri	21,118	sun						
13-Aug	tue	wed	fri	27,144	sat	19,090	sun	12,761	mon	wed	thu	fri	22,041	sat	17,241	mon							
14-Aug	wed	thu	sat	21,856	sun	13,703	mon	tue	thu	fri	sat	18,381	sun	11,920	tue								
15-Aug	thu	fri	sun	14,850	mon	tue	wed	fri	sat	sun	12,838	mon	wed										
16-Aug	fri	sat	mon	tue	wed	thu	sat	sun	mon	tue	thu												

xx,xxx = Rally Peak Traffic

\* = counter failure

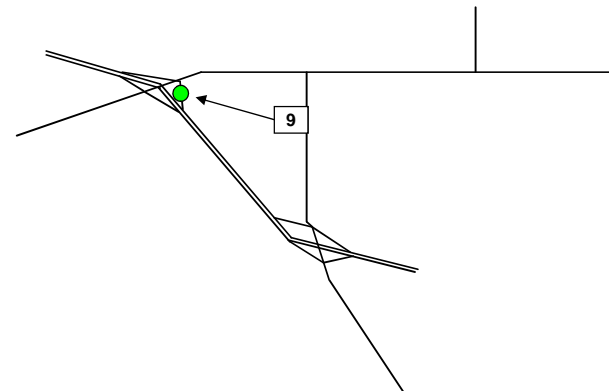
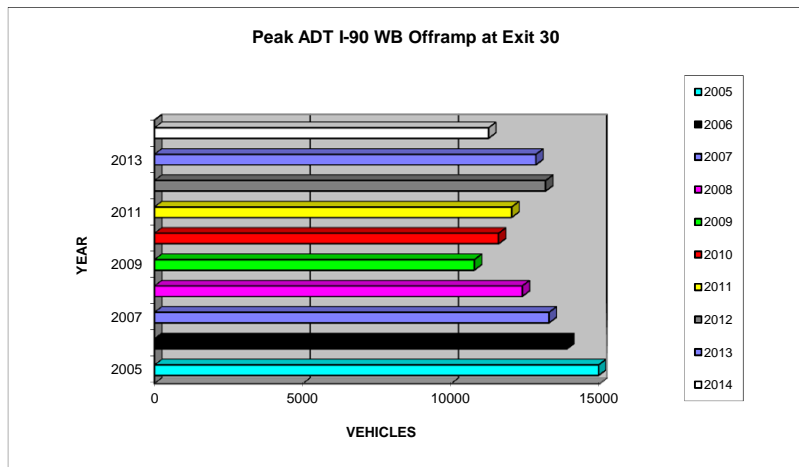


# Site 9

## I-90 Exit 30 WB Offramp

Daily Traffic Volumes - 24 Hours																					
	2005	2006	2007	2008	2009	2010	2011	2012	2013	2014											
27-Jul	wed	thu	fri	sun	mon	tue	wed	fri	sat	sun											
28-Jul	thu	fri	sat	mon	tue	wed	thu	sat	sun	mon											
29-Jul	fri	sat	sun	tue	wed	thu	fri	sun	mon	tue											
30-Jul	sat	sun	mon	wed	thu	fri	sat	mon	tue	wed											
31-Jul	sun	mon	tue	thu	fri	sat	sun	tue	wed	thu											
01-Aug	mon	tue	wed	fri	sat	8,892	sun	mon	wed	thu	fri	7,532									
02-Aug	tue	wed	thu	sat	8,800	sun	9,275	mon	tue	thu	fri	9,457									
03-Aug	wed	thu	fri	sun	10,091	mon	9,848	tue	wed	fri	7,172	sat	10,591	sun	10,130						
04-Aug	thu	fri	sat	11,070	mon	11,741	tue	10,771	wed	thu	sat	9,502	sun	10,854	mon	11,245					
05-Aug	fri	sat	11,024	sun	11,901	tue	12,384	wed	10,283	thu	fri	7,254	sun	10,861	mon	12,851	tue	8,646			
06-Aug	sat	12,366	sun	11,821	mon	13,292	wed	12,138	thu	8,817	fri	sat	9,613	mon	13,176	tue	12,271	wed	9,574		
07-Aug	sun	13,225	mon	12,783	tue	12,734	thu	12,223	fri	9,259	sat	9,643	sun	9,959	tue	12,677	wed	10,999	thu	10,151	
08-Aug	mon	14,656	tue	13,879	wed	11,847	fri	11,963	sat	6,456	sun	10,759	mon	12,031	wed	11,295	thu	9,612	fri	8,237	
09-Aug	tue	14,956	wed	13,165	thu	11,400	sat	6,753	sun	3,287	mon	11,590	tue	10,485	thu	10,736	fri	8,422	sat	6,533	
10-Aug	wed	13,402	thu	12,122	fri	10,363	sun	3,271	mon	tue	11,368	wed	10,496	fri	9,165	sat	6,328	sun	3,495	mon	
11-Aug	thu	12,311	fri	10,584	sat	7,569	mon	tue	wed	10,265	thu	10,022	sat	6,157	sun	3,377	mon		tue		
12-Aug	fri	10,189	sat	6,840	sun	3,528	tue	wed	thu	10,311	fri	9,247	sun	3,860	mon		tue		wed		
13-Aug	sat	7,263	sun	3,623	mon		wed	thu	fri	9,043	sat	6,386	mon		tue		wed		thu		
14-Aug	sun	4,037	mon		tue		thu	fri	sat	6,386	sun	3,451	tue		wed		thu		fri		
15-Aug	mon		tue		wed		fri	sat	sun	3,330	mon		wed		thu		sat		sun		
16-Aug	tue		wed		thu		sat	sun	mon		tue		thu		fri		sat		sun		

xx,xxx = Rally Peak



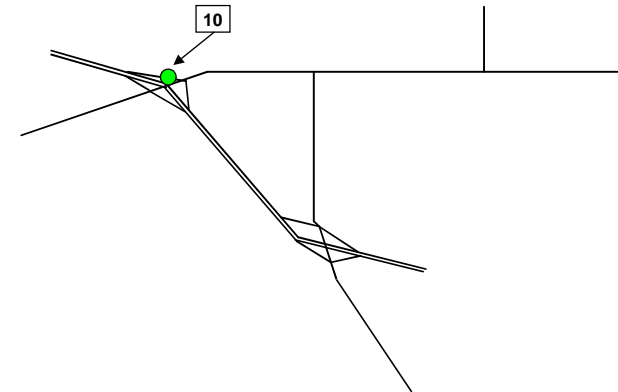
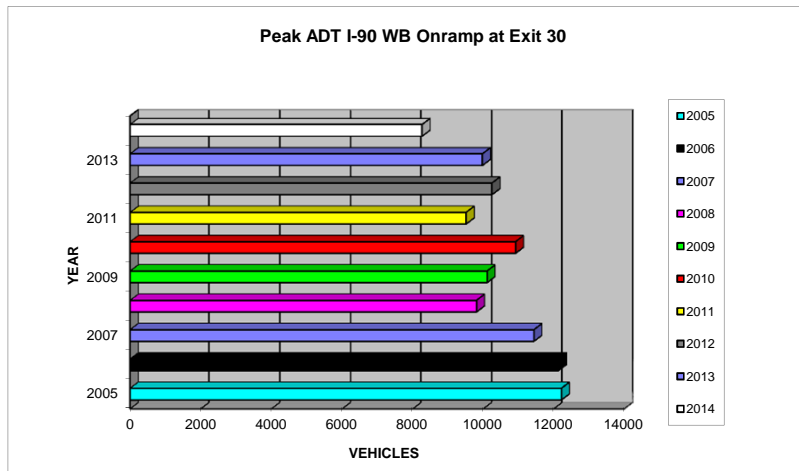


# Site 10

## I-90 Exit 30 WB Onramp

Daily Traffic Volumes - 24 Hours													
	2005	2006	2007	2008	2009	2010	2011	2012	2013	2014			
27-Jul	wed	thu	fri	sun	mon	tue	wed	fri	sat	sun			
28-Jul	thu	fri	sat	mon	tue	wed	thu	sat	sun	mon			
29-Jul	fri	sat	sun	tue	wed	thu	fri	sun	mon	tue			
30-Jul	sat	sun	mon	wed	thu	fri	sat	mon	tue	wed			
31-Jul	sun	mon	tue	thu	fri	sat	sun	tue	wed	thu			
01-Aug	mon	tue	wed	fri	sat	5,641	sun	mon	wed	thu	fri 4,304		
02-Aug	tue	wed	thu	sat	5,719	sun	7,343	mon	tue	thu	fri	sat 5,610	
03-Aug	wed	thu	fri	sun	7,397	mon	8,424	tue	wed	fri	4,041	sat 5,970	sun 7,004
04-Aug	thu	fri	sat	6,800	mon	7,332	tue	8,534	thu	sat	5,356	sun 7,406	mon 7,460
05-Aug	fri	sat	6,756	sun 8,483	tue 8,542	wed 10,096	thu	fri	4,075	sun 7,411	mon 7,908	tue 6,524	
06-Aug	sat	7,365	sun 8,271	mon 9,360	wed 9,797	thu 7,984	fri	sat	4,621	mon 8,108	tue 8,575	wed 8,254	
07-Aug	sun	8,870	mon 8,852	tue 9,636	thu 8,945	fri 7,969	sat 6,240	sun 6,825	tue 8,859	wed 9,965	thu 7,871		
08-Aug	mon	10,010	tue 9,421	wed 11,428	fri 8,333	sat 6,924	sun 8,244	mon 7,738	wed 10,233	thu 8,019	fri 7,278		
09-Aug	tue	10,872	wed 12,124	thu 9,185	sat 7,079	sun 4,148	mon 8,913	tue 7,628	thu 8,345	fri 7,735	sat 5,947		
10-Aug	wed	12,208	thu 10,222	fri 9,157	sun 4,367	mon	tue 9,441	wed 9,501	fri 7,534	sat 6,151	sun 4,480		
11-Aug	thu	10,415	fri 9,037	sat 7,721	mon	tue	wed 10,904	thu 7,855	sat 5,846	sun 4,296	mon		
12-Aug	fri	8,992	sat 7,493	sun 5,268	tue	wed	thu 9,215	fri 6,998	sun 4,500	mon	tue		
13-Aug	sat	6,591	sun 4,948	mon	wed	thu	fri 8,265	sat 6,246	mon	tue	wed		
14-Aug	sun	5,408	mon	tue	thu	fri	sat 6,907	sun 4,438	tue	wed	thu		
15-Aug	mon		tue	wed	fri	sat	sun 4,905	mon	wed	thu	fri		
16-Aug	tue	wed	thu	sat	sun	mon	tue	thu	fri	sat			

xx,xxx = Rally Peak

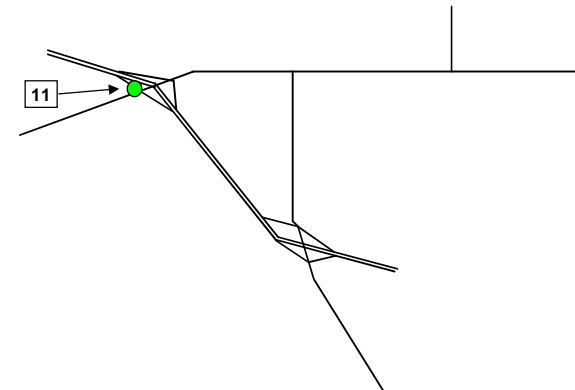
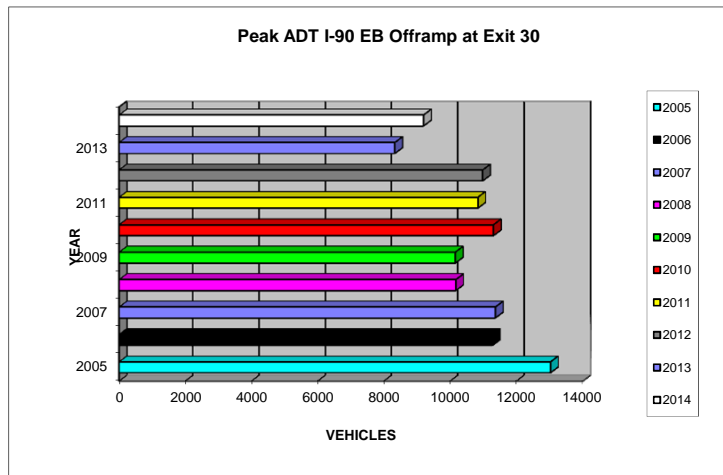


# Site 11

## I-90 Exit 30 EB Offramp

Daily Traffic Volumes - 24 Hours																				
	2005	2006	2007	2008	2009	2010	2011	2012	2013	2014										
27-Jul	wed	thu	fri	sun	mon	tue	wed	fri	sat	sun										
28-Jul	thu	fri	sat	mon	tue	wed	thu	sat	sun	mon										
29-Jul	fri	sat	sun	tue	wed	thu	fri	sun	mon	tue										
30-Jul	sat	sun	mon	wed	thu	fri	sat	mon	tue	wed										
31-Jul	sun	mon	tue	thu	fri	sat	sun	tue	wed	thu										
01-Aug	mon	tue	wed	fri	sat	6,612	sun	mon	wed	thu	fri	5,193								
02-Aug	tue	wed	thu	sat	6,405	sun	7,650	mon	tue	thu	fri	7,328								
03-Aug	wed	thu	fri	sun	7,524	mon	8,776	tue	wed	fri	5,147	sat	6,817	sun	8,249					
04-Aug	thu	fri	sat	7,493	mon	9,440	tue	7,753	wed	thu	sat	7,361	sun	7,916	mon	8,565				
05-Aug	fri	sat	7,784	sun	8,732	tue	7,428	wed	10,151	thu	fri	4,968	sun	8,848	mon	7,919	tue	7,015		
06-Aug	sat	8,830	sun	8,548	mon	9,891	wed	10,167	thu	6,801	fri	sat	7,423	mon	9,085	tue	8,329	wed	9,191	
07-Aug	sun	9,772	mon	9,437	tue	9,252	thu	7,805	fri	7,039	sat	7,864	sun	8,115	tue	9,299	wed	8,288	thu	7,755
08-Aug	mon	11,346	tue	9,785	wed	11,359	fri	7,230	sat	5,298	sun	9,366	mon	9,524	wed	10,979	thu	8,089	fri	7,192
09-Aug	tue	11,302	wed	11,272	thu	8,759	sat	5,338	sun	2,547	mon	10,040	tue	8,839	thu	8,622	fri	6,771	sat	5,265
10-Aug	wed	13,021	thu	8,615	fri	7,999	sun	2,553	mon	tue	8,647	wed	10,828	fri	6,943	sat	5,228	sun	2,694	
11-Aug	thu	10,545	fri	7,448	sat	6,259	mon	tue	wed	11,302	thu	8,310	sat	5,172	sun	2,577	mon			
12-Aug	fri	9,295	sat	5,037	sun	2,995	tue	wed	thu	8,657	fri	7,936	sun	2,783	mon	tue				
13-Aug	sat	5,867	sun	2,926	mon	wed	thu	fri	8,181	sat	5,063	mon	tue	wed						
14-Aug	sun	3,397	mon	tue	thu	fri	sat	sun	3,038	mon	sat	5,072	sun	2,733	wed	thu	fri			
15-Aug	mon	tue	wed	thu	fri	sat	sun	mon	tue	wed	thu	fri								
16-Aug	tue	wed	thu	sat	sun	mon	tue	thu	fri	sat										

xx,xxx = Rally Peak

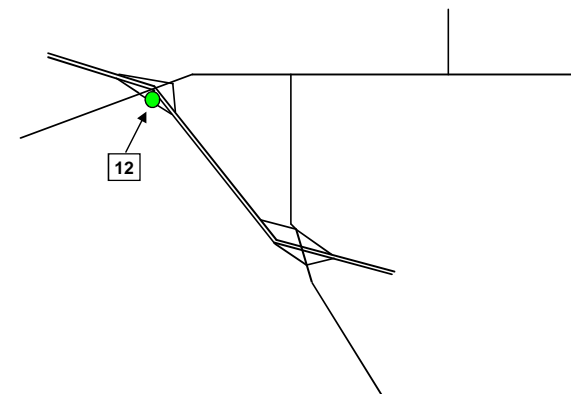
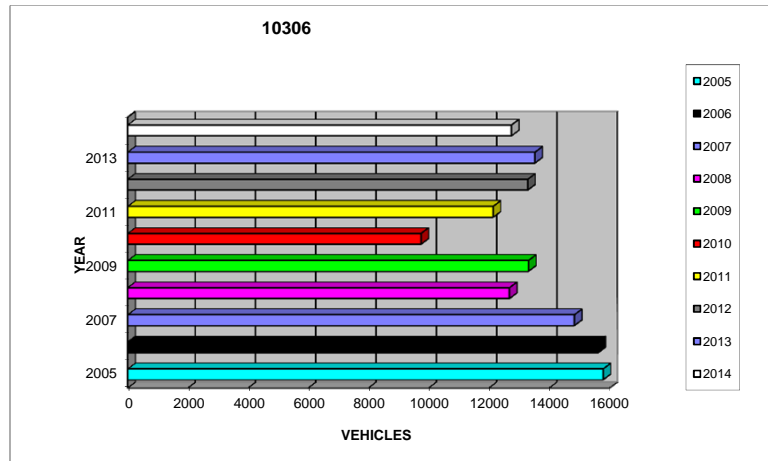


# Site 12

## I-90 Exit 30 EB Onramp

Daily Traffic Volumes - 24 Hours																				
	2005	2006	2007	2008	2009	2010	2011	2012	2013	2014										
27-Jul	wed	thu	fri	sun	mon	tue	wed	fri	sat	sun										
28-Jul	thu	fri	sat	mon	tue	wed	thu	sat	sun	mon										
29-Jul	fri	sat	sun	tue	wed	thu	fri	sun	mon	tue										
30-Jul	sat	sun	mon	wed	thu	fri	sat	mon	tue	wed										
31-Jul	sun	mon	tue	thu	fri	sat	sun	tue	wed	thu										
01-Aug	mon	tue	wed	fri	sat	8,114	sun	mon	wed	thu	fri	6,529								
02-Aug	tue	wed	thu	sat	8,314	sun	10,120	mon	tue	thu	fri	8,556								
03-Aug	wed	thu	fri	sun	10,463	mon	12,950	tue	wed	fri	6,379	sat	9,140	sun	10,317					
04-Aug	thu	fri	sat	9,843	mon	12,174	tue	13,299	wed	thu	sat	8,199	sun	11,407	mon	12,227				
05-Aug	fri	sat	10,088	sun	12,608	tue	12,841	wed	12,408	thu	fri	4,214	sun	10,642	mon	13,255	tue	10,489		
06-Aug	sat	9,029	sun	12,478	mon	14,258	wed	12,586	thu	11,158	fri	sat	6,296	mon	12,769	tue	13,522	wed	11,030	
07-Aug	sun	10,617	mon	14,096	tue	14,826	thu	12,674	fri	12,255	sat	6,671	sun	6,657	tue	13,279	wed	10,129	thu	12,735
08-Aug	mon	13,447	tue	15,474	wed	14,326	fri	12,405	sat	9,937	sun	7,681	mon	8,511	wed	12,454	thu	12,877	fri	11,489
09-Aug	tue	15,364	wed	15,616	thu	14,429	sat	10,294	sun	6,055	mon	8,971	tue	12,132	thu	12,558	fri	11,888	sat	10,306
10-Aug	wed	12,980	thu	15,273	fri	13,618	sun	5,897	mon	tue	9,735	wed	12,000	fri	12,456	sat	10,090	sun	6,292	
11-Aug	thu	15,779	fri	14,104	sat	11,121	mon	tue	wed	8,958	thu	11,984	sat	9,562	sun	6,080	mon			
12-Aug	fri	14,116	sat	10,823	sun	7,095	tue	wed	thu	9,310	fri	11,697	sun	6,129	mon		tue			
13-Aug	sat	11,428	sun	6,903	mon		wed	thu	fri	8,912	sat	9,535	mon		tue		wed			
14-Aug	sun	7,776	mon	tue	thu		thu	fri	sat	8,357	sun	6,020	tue	wed		wed				
15-Aug	mon		tue	wed	thu		fri	sat	sun	*	mon		wed	thu		thu				fri
16-Aug	tue		wed	thu	sat		sun	mon	tue		thu		thu	fri		sat				

xx,xxx = Rally Peak \* = road tube cut

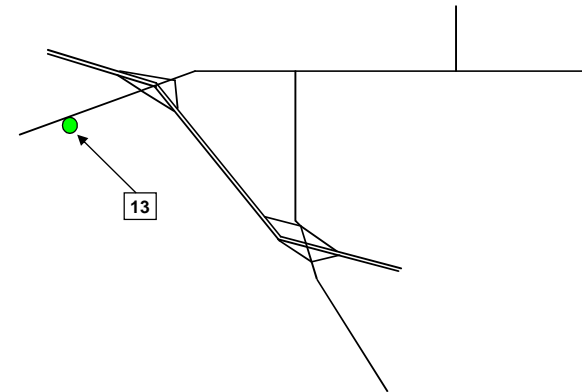
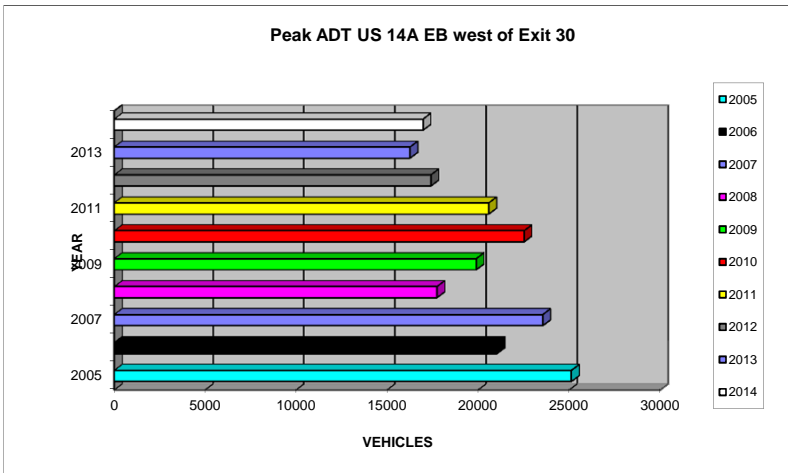


# Site 13

## US 14A EB South of Exit 30

Daily Traffic Volumes - 24 Hours																				
	2005	2006	2007	2008	2009	2010	2011	2012	2013	2014										
27-Jul	wed	thu	fri	sun	mon	tue	wed	fri	sat	sun										
28-Jul	thu	fri	sat	mon	tue	wed	thu	sat	sun	mon										
29-Jul	fri	sat	sun	tue	wed	thu	fri	sun	mon	tue										
30-Jul	sat	sun	mon	wed	thu	fri	sat	mon	tue	wed										
31-Jul	sun	mon	tue	thu	fri	sat	sun	tue	wed	thu										
01-Aug	mon	tue	wed	fri	sat	15,115	sun	mon	wed	thu	fri	9,813								
02-Aug	tue	wed	thu	sat	13,622	sun	17,198	mon	tue	thu	fri	sat	12,201							
03-Aug	wed	thu	fri	sun	16,985	mon	19,879	tue	wed	fri	10,352	sat	11,907	19,07						
04-Aug	thu	fri	sat	18,819	mon	17,714	tue	18,459	wed	thu	sat	13,872	sun	13,492	mon	16,512				
05-Aug	fri	sat	16,115	sun	21,463	tue	17,721	wed	17,100	thu	fri	11,639	sun	15,719	mon	14,925	tue	14,071		
06-Aug	sat	20,500	sun	17,322	mon	23,536	wed	17,112	thu	15,209	fri	sat	15,452	mon	17,388	tue	12,492	wed	16,270	
07-Aug	sun	22,299	mon	19,273	tue	22,607	thu	17,012	fri	17,682	sat	17,428	sun	17,408	tue	17,073	wed	12,824	thu	16,958
08-Aug	mon	24,907	tue	21,022	wed	21,877	fri	15,830	sat	12,945	sun	20,097	mon	20,575	wed	16,716	thu	16,247	fri	15,414
09-Aug	tue	25,105	wed	20,315	thu	21,750	sat	12,794	sun	7,406	mon	22,509	tue	18,940	thu	16,392	fri	14,674	sat	12,430
10-Aug	wed	23,046	thu	19,458	fri	20,238	sun	7,542	mon		tue	22,058	wed	18,916	fri	14,261	sat	11,960	sun	7,620
11-Aug	thu	24,256	fri	17,614	sat	15,862	mon		tue		wed	19,287	thu	18,424	sat	12,264	sun	7,077	mon	
12-Aug	fri	20,044	sat	12,775	sun	8,937	tue		wed		thu	19,734	fri	16,004	sun	6,745	mon		tue	
13-Aug	sat	14,267	sun	8,034	mon		wed		thu		fri	18,675	sat	13,717	mon		tue		wed	
14-Aug	sun	9,548	mon		tue		thu		fri		sat	13,702	sun	7,533	tue		wed		thu	
15-Aug	mon		tue		wed		fri		sat		sun	8,340	mon		wed		thu		fri	
16-Aug	tue		wed		thu		sat		sun		mon		tue		thu		fri		sat	

xx,xxx

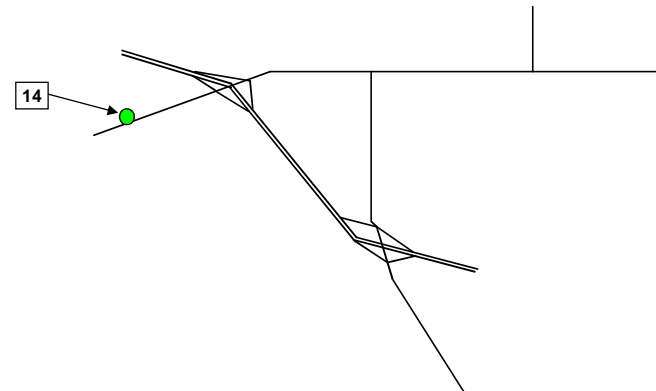
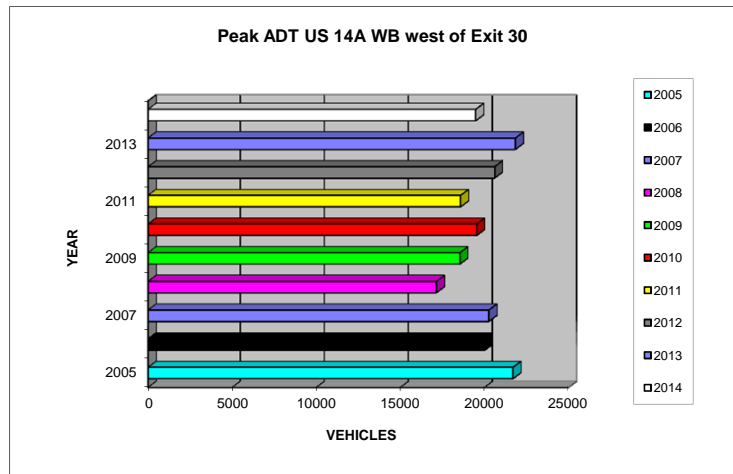


# Site 14

## US 14A WB South of Exit 30

Daily Traffic Volumes - 24 Hours																				
	2005	2006	2007	2008	2009	2010	2011	2012	2013	2014										
27-Jul	wed	thu	fri	sun	mon	tue	wed	fri	sat	sun										
28-Jul	thu	fri	sat	mon	tue	wed	thu	sat	sun	mon										
29-Jul	fri	sat	sun	tue	wed	thu	fri	sun	mon	tue										
30-Jul	sat	sun	mon	wed	thu	fri	sat	mon	tue	wed										
31-Jul	sun	mon	tue	thu	fri	sat	sun	tue	wed	thu										
01-Aug	mon	tue	wed	fri	sat	13,394	sun	mon	wed	thu	fri	11,645								
02-Aug	tue	wed	thu	sat	13,283	sun	15,979	mon	tue	thu	fri	16,148								
03-Aug	wed	thu	fri	sun	16,420	mon	<b>18,527</b>	tue	wed	fri	10,532	sat	14,182	sun	<b>19,464</b>					
04-Aug	thu	fri	sat	15,960	mon	17,124	tue	17,329	wed	thu	sat	14,490	sun	16,693	mon	16,343				
05-Aug	fri	sat	16,343	sun	18,562	tue	<b>17,131</b>	wed	16,296	thu	fri	10,686	sun	17,056	mon	18,848	tue	14,235		
06-Aug	sat	17,862	sun	18,252	mon	<b>20,250</b>	wed	16,542	thu	14,417	fri	sat	13,960	mon	19,258	tue	<b>21,825</b>	wed	16,120	
07-Aug	sun	19,852	mon	19,409	tue	19,718	thu	<b>15,789</b>	fri	15,871	sat	15,275	sun	15,957	tue	19,036	wed	19,083	thu	17,103
08-Aug	mon	21,496	tue	<b>20,015</b>	wed	18,160	fri	<b>15,285</b>	sat	12,038	sun	17,567	mon	<b>18,572</b>	wed	18,369	thu	16,665	fri	15,146
09-Aug	tue	<b>21,679</b>	wed	19,717	thu	17,333	sat	<b>12,618</b>	sun	7,394	mon	<b>19,528</b>	tue	17,005	thu	<b>20,589</b>	fri	14,623	sat	12,002
10-Aug	wed	19,373	thu	19,493	fri	16,780	sun	<b>7,804</b>	mon	tue	19,004	wed	17,295	fri	19,560	sat	11,762	sun	7,648	
11-Aug	thu	19,379	fri	17,569	sat	13,852	mon	tue	wed	17,727	thu	16,646	sat	15,257	sun	7,235	mon			
12-Aug	fri	17,308	sat	12,919	sun	8,567	tue	wed	thu	17,675	fri	5,865	sun	9,307	mon		tue			
13-Aug	sat	12,289	sun	8,704	mon		wed	thu	fri	16,805	sat	12,403	mon		tue		wed			
14-Aug	sun	9,417	mon		tue		thu	fri	sat	12,676	sun	7,569	tue		wed		thu			
15-Aug	mon		tue		wed		fri	sat	sun	8,252	mon		wed		thu		fri			
16-Aug	tue		wed		thu		sat	sun		mon		tue		thu		fri		sat		

xx,xxx = Rally Peak



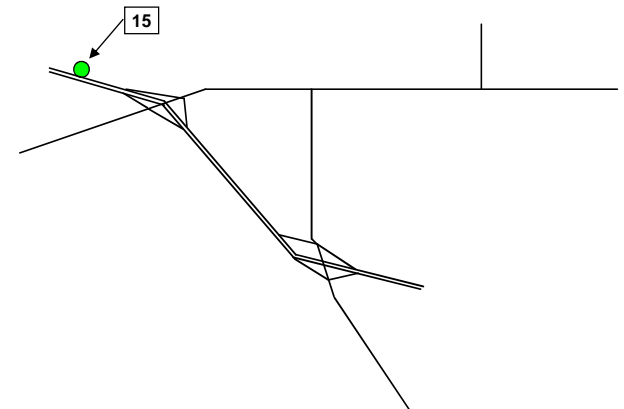
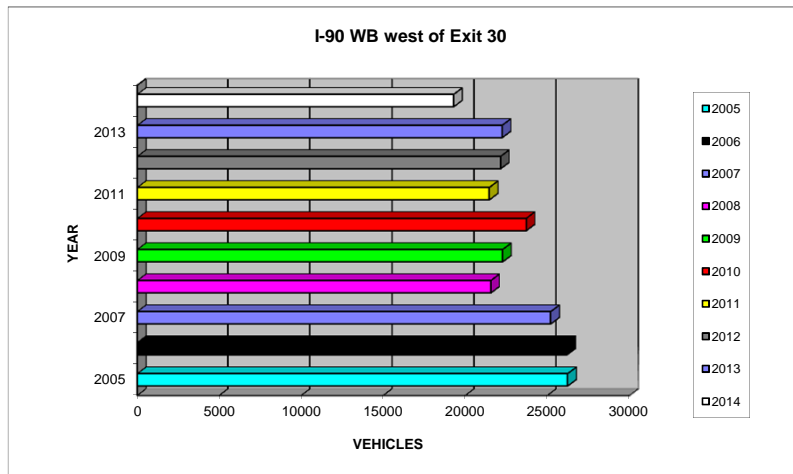
# Site 15

## I-90 WB West of Exit 30

Daily Traffic Volumes - 24 Hours											
	2005	2006	2007	2008	2009	2010	2011	2012	2013	2014	
27-Jul	wed	thu	fri	sun	mon	tue	wed	fri	sat	sun	
28-Jul	thu	fri	sat	mon	tue	wed	thu	sat	sun	mon	
29-Jul	fri	sat	sun	tue	wed	thu	fri	sun	mon	tue	
30-Jul	sat	sun	mon	wed	thu	fri	sat	mon	tue	wed	
31-Jul	sun	mon	tue	thu	fri	sat	sun	tue	wed	thu	
01-Aug	mon	tue	wed	fri	sat	14,544	sun	mon	wed	thu	fri
02-Aug	17,068	tue	wed	thu	sat	14,199	sun	17,239	mon	tue	thu
03-Aug	19,330	wed	thu	fri	sun	16,330	mon	19,051	tue	wed	fri
04-Aug	21,470	thu	fri	sat	16,660	mon	18,042	tue	19,598	wed	thu
05-Aug	22,802	fri	sat	16,470	sun	19,260	tue	18,807	wed	22,255	thu
06-Aug	27,340	sat	17,656	sun	17,813	mon	21,274	wed	21,539	thu	17,428
07-Aug	21,044	sun	19,549	mon	19,836	tue	21,243	thu	18,474	fri	17,215
08-Aug	19,885	mon	22,321	tue	21,060	wed	25,185	fri	17,210	sat	14,664
09-Aug	17,791	tue	23,337	wed	26,161	thu	20,637	sat	14,712	sun	10,081
10-Aug	12,294	wed	26,216	thu	21,374	fri	19,481	sun	10,561	mon	
11-Aug		thu	21,538	fri	18,673	sat	16,408	mon		tue	
12-Aug		fri	18,772	sat	15,191	sun	11,836	tue		wed	
13-Aug		sat	14,267	sun	11,410	mon		wed		thu	
14-Aug		sun	11,840	mon		tue		thu		fri	
15-Aug		mon		tue		wed		fri		sat	
16-Aug		tue		wed		thu		sat		sun	

xx,xxx = Rally Peak

\* = Counter Failure/Road Tube Cut

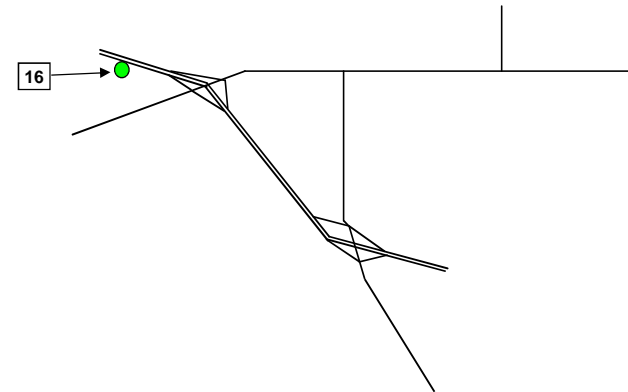
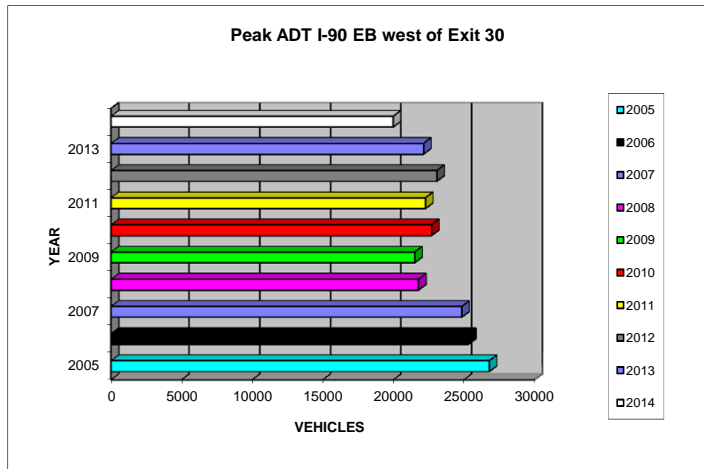


# Site 16

## I-90 EB West of Exit 30

Daily Traffic Volumes - 24 Hours																				
	2005	2006	2007	2008	2009	2010	2011	2012	2013	2014										
27-Jul	wed	thu	fri	sun	mon	tue	wed	fri	sat	sun										
28-Jul	thu	fri	sat	mon	tue	wed	thu	sat	sun	mon										
29-Jul	fri	sat	sun	tue	wed	thu	fri	sun	mon	tue										
30-Jul	sat	sun	mon	wed	thu	fri	sat	mon	tue	wed										
31-Jul	sun	mon	tue	thu	fri	sat	sun	tue	wed	thu										
01-Aug	mon	tue	wed	fri	sat	14,669	sun	mon	wed	thu	fri	14,304								
02-Aug	tue	wed	thu	sat	14,411	sun	16,089	mon	tue	thu	fri	16,033								
03-Aug	wed	thu	fri	sun	15,802	mon	18,875	tue	wed	fri	12,989	sat	15,950	sun	17,045					
04-Aug	thu	fri	sat	16,709	mon	19,340	tue	20,559	wed	thu	sat	15,668	sun	18,312	mon	18,368				
05-Aug	fri	sat	16,583	sun	18,760	tue	17,438	wed	21,486	thu	fri	13,058	sun	17,635	mon	19,103	tue	16,187		
06-Aug	sat	18,074	sun	17,691	mon	21,285	wed	21,774	thu	16,294	fri	sat	15,600	mon	19,260	tue	19,302	wed	19,964	
07-Aug	sun	19,791	mon	19,943	tue	20,318	thu	17,849	fri	17,191	sat	16,199	sun	15,989	tue	19,769	wed	22,113	thu	18,271
08-Aug	mon	22,811	tue	21,429	wed	24,828	fri	17,044	sat	13,408	sun	17,852	mon	18,966	wed	23,051	thu	18,584	fri	17,150
09-Aug	tue	22,689	wed	25,301	thu	20,686	sat	13,038	sun	8,441	mon	19,771	tue	18,355	thu	18,817	fri	16,596	sat	13,657
10-Aug	wed	26,774	thu	20,557	fri	19,288	sun	8,097	mon	tue	19,762	wed	22,257	fri	16,492	sat	13,278	sun	8,942	
11-Aug	thu	22,569	fri	18,808	sat	14,876	mon	tue	wed	22,672	thu	18,185	sat	12,949	sun	8,707	mon			
12-Aug	fri	20,416	sat	13,617	sun	8,839	tue	wed	thu	18,727	fri	17,514	sun	8,509	mon	tue				
13-Aug	sat	13,876	sun	9,098	mon	wed	thu	thu	fri	17,263	sat	12,744	mon	tue	wed					
14-Aug	sun	9,546	mon	18,114	tue	thu	thu	fri	sat	12,239	sun	8,474	tue	wed	thu					
15-Aug	mon	tue	wed	fri	sat	sun	7,453	mon	wed	thu	fri									
16-Aug	tue	wed	thu	sat	sun	mon	tue	thu	fri	sat										

xx,xxx = Rally Peak

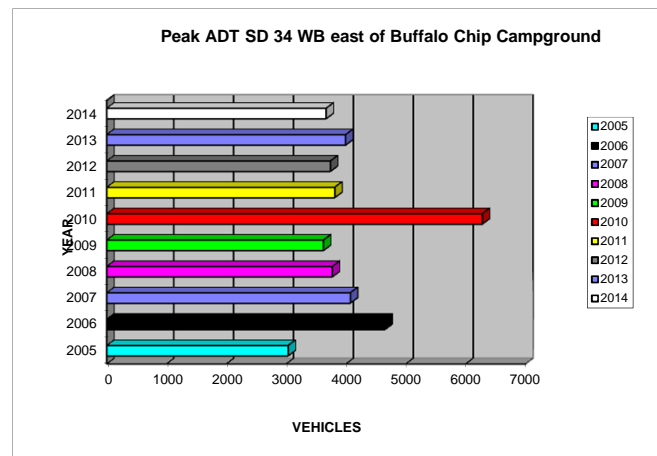
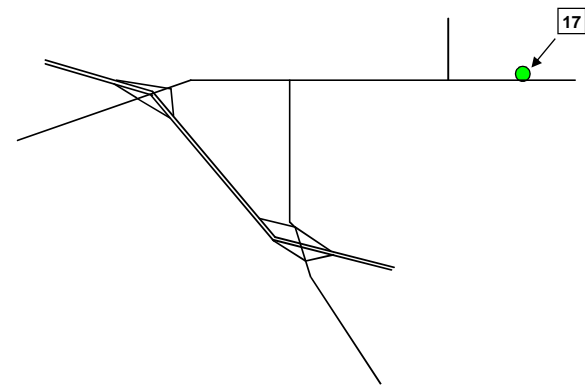


# Site 17

## SD 34 WB East of Buffalo Chip Campground

Daily Traffic Volumes - 24 Hours										
	2005	2006	2007	2008	2009	2010	2011	2012	2013	2014
27-Jul	wed	thu	fri	sun	mon	tue	wed	fri	sat	sun
28-Jul	thu	fri	sat	mon	tue	wed	thu	sat	sun	mon
29-Jul	fri	sat	sun	tue	wed	thu	fri	sun	mon	tue
30-Jul	sat	sun	mon	wed	thu	fri	sat	mon	tue	wed
31-Jul	sun	mon	tue	thu	fri	sat	sun	tue	wed	thu
01-Aug	mon	tue	wed	fri	sat 2,615	sun	mon	wed	thu	fri 2,041
02-Aug	tue	wed	thu	sat 2,714	sun 3,311	mon	tue	thu	fri	sat 2,944
03-Aug	wed	thu	fri	sun 3,190	mon 3,517	tue	wed	fri 1,961	sat 3,341	sun 3,409
04-Aug	thu	fri	sat 3,201	mon 3,768	tue 3,323	wed	thu	sat 2,731	sun 3,840	mon 3,665
05-Aug	fri	sat 3,727	sun 3,657	tue 3,639	wed 3,620	thu	fri 2,219	sat 3,317	mon 3,992	tue 3,249
06-Aug	sat 2,986	sun 3,908	mon 4,040	wed 3,442	thu 3,011	fri	sat 3,315	mon 3,556	tue 3,878	wed 3,447
07-Aug	sun 3,118	mon 4,115	tue 3,618	thu 3,459	fri 2,663	sat 3,563	sun 3,384	tue 3,639	wed 3,755	thu 3,305
08-Aug	mon 2,999	tue 4,647	wed 4,068	fri 2,665	sat 1,769	sun 4,212	mon 3,805	wed 3,736	thu 3,437	fri 1,890
09-Aug	tue 3,028	wed 4,606	thu 3,706	sat 1,922	sun 1,039	mon 4,909	tue 3,736	thu 3,589	fri 2,557	sat 1,817
10-Aug	wed 2,833	thu 4,096	fri 2,968	sun 1,015	mon	tue 5,896	wed 3,746	fri 2,557	sat 1,625	sun 1,049
11-Aug	thu 2,839	fri 3,272	sat 2,103	mon	tue	wed 6,275	thu 3,509	sat 1,205	sun 980	mon
12-Aug	fri 2,092	sat 2,411	sun 1,139	tue	wed	thu 4,665	fri 2,827	sun 922	mon	tue
13-Aug	sat 1,369	sun 1,175	mon	wed	thu	fri 4,254	sat 2,050	mon	tue	wed
14-Aug	sun 932	mon	tue	thu	fri	sat 2,671	sun 1,106	tue	wed	thu
15-Aug	mon	tue	wed	fri	sat	sun 1,273	mon	wed	thu	fri
16-Aug	tue	wed	thu	sat	sun	mon	tue	thu	fri	sat

xx,xxx = Rally Peak





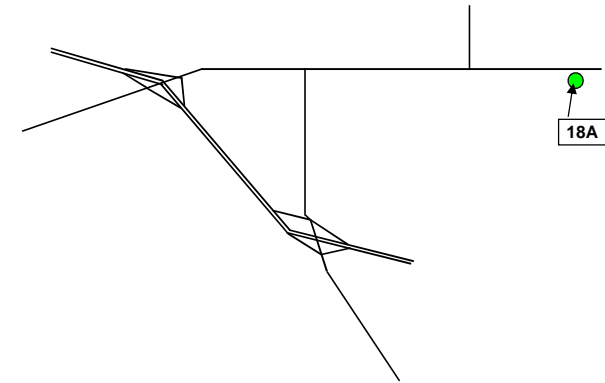
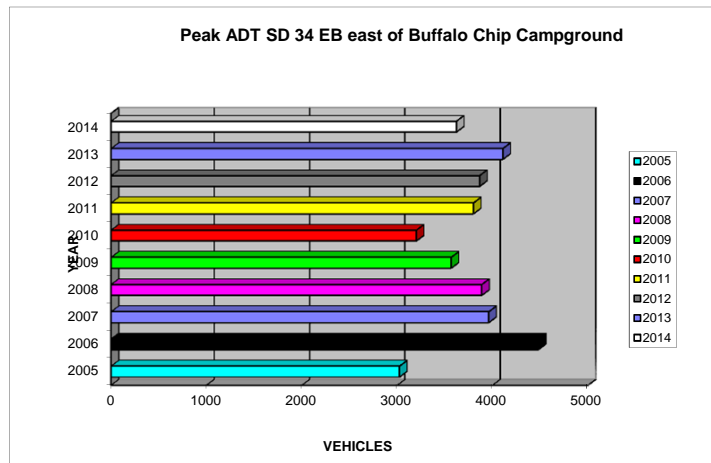
# Site 18

## SD 34 EB East of Buffalo Chip Campground

Daily Traffic Volumes - 24 Hours																				
	2005	2006	2007	2008	2009	2010	2011	2012	2013	2014										
27-Jul	wed	thu	fri	sun	mon	tue	wed	fri	sat	sun										
28-Jul	thu	fri	sat	mon	tue	wed	thu	sat	sun	mon										
29-Jul	fri	sat	sun	tue	wed	thu	fri	sun	mon	tue										
30-Jul	sat	sun	mon	wed	thu	fri	sat	mon	tue	wed										
31-Jul	sun	mon	tue	thu	fri	sat	sun	tue	wed	thu										
01-Aug	mon	tue	wed	fri	sat	2,397	sun	mon	wed	thu	fri	1,851								
02-Aug	tue	wed	thu	sat	2,476	sun	3,134	mon	tue	thu	fri	sat	2,647							
03-Aug	wed	thu	fri	sun	3,264	mon	3,563	tue	wed	fri	1,794	sat	3,041	sun	3,414					
04-Aug	thu	fri	sat	2,873	mon	3,598	tue	3,279	wed	thu	sat	2,437	sun	3,814	mon	3,616				
05-Aug	fri	sat	3,366	sun	3,649	tue	3,884	wed	3,424	thu	fri	1,740	sun	3,517	mon	4,045	tue	3,312		
06-Aug	sat	2,404	sun	3,885	mon	3,958	wed	3,260	thu	2,906	fri	sat	2,600	mon	3,765	tue	4,105	wed	3,390	
07-Aug	sun	2,796	mon	4,121	tue	3,712	thu	3,246	fri	2,552	sat	*	sun	3,377	tue	3,859	wed	3,768	thu	3,411
08-Aug	mon	2,917	tue	4,476	wed	3,848	fri	2,637	sat	1,747	sun	*	mon	3,797	wed	3,739	thu	3,415	fri	3,417
09-Aug	tue	3,021	wed	4,315	thu	3,428	sat	2,051	sun	1,235	mon	3,725	tue	3,531	fri	2,624	sat	1,645		
10-Aug	wed	2,612	thu	4,017	fri	3,000	sun	1,235	mon	*	tue	3,773	fri	2,812	sat	1,723	sun	939		
11-Aug	thu	2,620	fri	3,209	sat	2,329	mon	tue	wed	*	thu	3,335	sat	1,800	sun	1,199	mon			
12-Aug	fri	2,302	sat	2,365	sun	1,376	tue	wed	thu	*	fri	2,617	sun	1,204	mon	tue				
13-Aug	sat	1,845	sun	1,296	mon	wed	thu	fri	3,198	sat	2,142	mon	tue	wed						
14-Aug	sun	1,389	mon	tue	thu	fri	sat	2,330	sun	1,238	tue	wed	thu							
15-Aug	mon	tue	wed	fri	sat	sun	1,461	mon	wed	thu	fri									
16-Aug	tue	wed	thu	sat	sun	mon	tue	thu	fri	sat										

xx,xxx = Rally Peak

\* = Roadtube cut

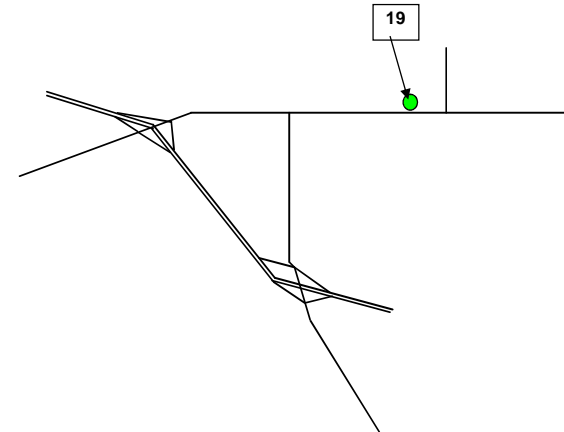
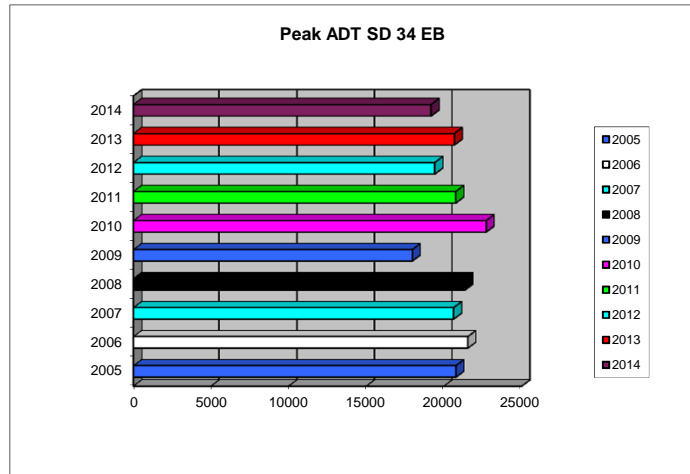


# Site 19

## SD 34 WB East of Glencoe

Daily Traffic Volumes - 24 Hours																				
	2005	2006	2007	2008	2009	2010	2011	2012	2013	2014										
27-Jul	wed	thu	fri	sun	mon	tue	wed	fri	sat	sun										
28-Jul	thu	fri	sat	mon	tue	wed	thu	sat	sun	mon										
29-Jul	fri	sat	sun	tue	wed	thu	fri	sun	mon	tue										
30-Jul	sat	sun	mon	wed	thu	fri	sat	mon	tue	wed										
31-Jul	sun	mon	tue	thu	fri	sat	sun	tue	wed	thu										
01-Aug	mon	tue	wed	fri	sat	10,725	sun	mon	wed	thu	fri	8,215								
02-Aug	tue	wed	thu	sat	10,719	sun	*	mon	tue	thu	fri	sat	11,845							
03-Aug	wed	thu	fri	sun	13,574	mon	14,179	tue	wed	fri	7,344	sat	12,811	sun	16,025					
04-Aug	thu	fri	sat	11,678	mon	17,034	tue	*	wed	thu	sat	11,248	sun	17,248	mon	18,287				
05-Aug	fri	sat	12,443	sun	15,412	tue	21,331	wed	17,941	thu	fri	7,114	sun	15,488	mon	19,704	tue	16,456		
06-Aug	sat	12,527	sun	16,152	mon	18,047	wed	18,372	thu	17,729	fri	sat	11,602	mon	18,977	tue	20,655	wed	19,159	
07-Aug	sun	16,182	mon	18,384	tue	19,550	thu	18,908	fri	*	sat	12,690	sun	14,592	tue	18,747	wed	20,587	thu	19,028
08-Aug	mon	20,748	tue	19,976	wed	20,600	fri	15,769	sat	*	sun	17,426	mon	18,618	wed	18,736	thu	19,471	fri	15,457
09-Aug	tue	19,006	wed	20,963	thu	18,178	sat	10,986	sun	*	mon	19,709	tue	20,183	thu	19,393	fri	15,080	sat	11,484
10-Aug	wed	18,335	thu	21,509	fri	17,287	sun	5,164	mon	tue	21,308	wed	20,741	fri	16,242	sat	11,585	sun	6,575	
11-Aug	thu	19,673	fri	16,722	sat	11,985	mon	tue	wed	22,700	thu	18,701	sat	10,907	sun	5,965	mon			
12-Aug	fri	15,143	sat	11,840	sun	6,466	tue	wed	thu	21,033	fri	15,970	sun	6,710	mon	tue				
13-Aug	sat	10,392	sun	5,772	mon	wed	thu	thu	19,104	sat	12,526	mon	tue							
14-Aug	sun	5,648	mon	tue	tue	thu	thu	fri	sat	10,377	sun	*	tue	wed	thu					
15-Aug	mon	tue	wed	fri	sat	sun	4,135	mon	tue	wed	thu	fri								
16-Aug	tue	wed	thu	sat	sun	mon	tue	thu	fri	sat										

xx,xxx



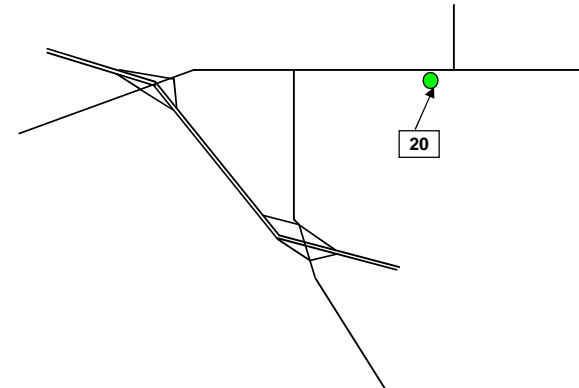
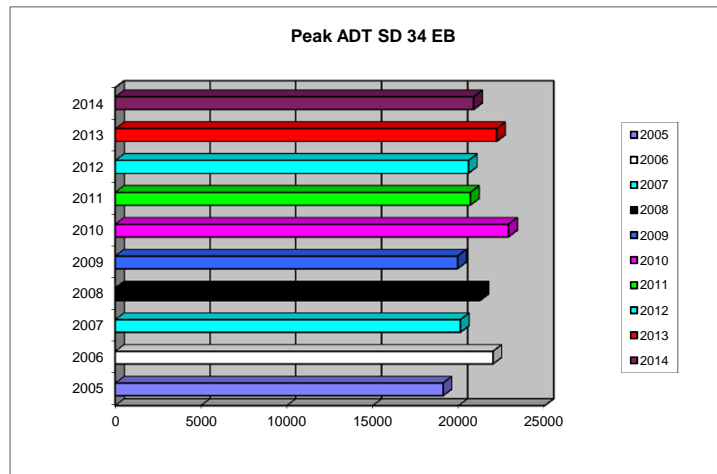
# Site 20

## SD 34 EB East of Glencoe

Daily Traffic Volumes - 24 Hours

	2005	2006	2007	2008	2009	2010	2011	2012	2013	2014										
27-Jul	wed	thu	fri	sun	mon	tue	wed	fri	sat	sun										
28-Jul	thu	fri	sat	mon	tue	wed	thu	sat	sun	mon										
29-Jul	fri	sat	sun	tue	wed	thu	fri	sun	mon	tue										
30-Jul	sat	sun	mon	wed	thu	fri	sat	mon	tue	wed										
31-Jul	sun	mon	tue	thu	fri	sat	sun	tue	wed	thu										
01-Aug	mon	tue	wed	fri	sat	12,494	sun	mon	wed	thu	fri	9,470								
02-Aug	tue	wed	thu	sat	11,912	sun	16,846	mon	tue	thu	fri	14,569								
03-Aug	wed	thu	fri	sun	15,412	mon	16,812	tue	wed	fri	8,656	sat	15,408	sun	19,158					
04-Aug	thu	fri	sat	13,480	mon	21,232	tue	16,495	wed	thu	sat	14,546	sun	20,203	mon	20,846				
05-Aug	fri	sat	14,439	sun	17,033	tue	17,431	wed	19,918	thu	fri	8,409	sun	18,741	mon	22,192	tue	18,086		
06-Aug	sat	13,563	sun	17,686	mon	20,083	wed	18,544	thu	13,571	fri	sat	13,713	mon	20,469	tue	20,366	wed	19,734	
07-Aug	sun	18,203	mon	19,130	tue	18,858	thu	17,620	fri	13,496	sat	15,004	sun	15,964	tue	20,202	wed	18,881	thu	17,060
08-Aug	mon	19,059	tue	21,695	wed	19,308	fri	12,622	sat	8,190	sun	19,060	mon	20,666	wed	20,550	thu	17,826	fri	14,116
09-Aug	tue	18,361	wed	20,483	thu	18,653	sat	8,581	sun	4,336	mon	21,871	tue	19,192	thu	19,384	fri	13,210	sat	9,556
10-Aug	wed	18,463	thu	18,105	fri	13,744	sun	4,082	mon	tue	22,884	wed	18,752	fri	13,596	sat	9,035	sun	5,200	
11-Aug	thu	16,496	fri	14,848	sat	10,008	mon	tue	wed	19,280	thu	17,349	sat	9,161	sun	4,969	mon			
12-Aug	fri	12,958	sat	9,034	sun	4,468	tue	wed	thu	19,100	fri	11,843	sun	4,983	mon		tue			
13-Aug	sat	7,985	sun	4,949	mon		wed	thu	fri	15,056	sat	10,035	mon		tue		wed			
14-Aug	sun	4,997	mon		tue		thu	fri	sat	10,256	sun	4,666	tue		wed		thu			
15-Aug	mon		tue		wed		fri	sat	sun	5,139	mon		wed		thu		fri			
16-Aug	tue		wed		thu		sat	sun			mon		tue		thu		fri			

xx,xxx = Rally Peak

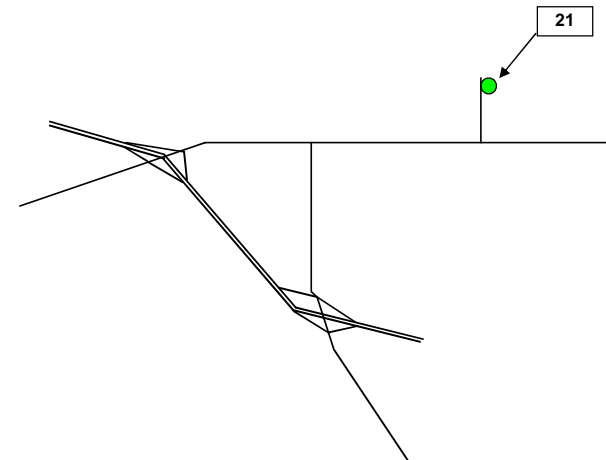
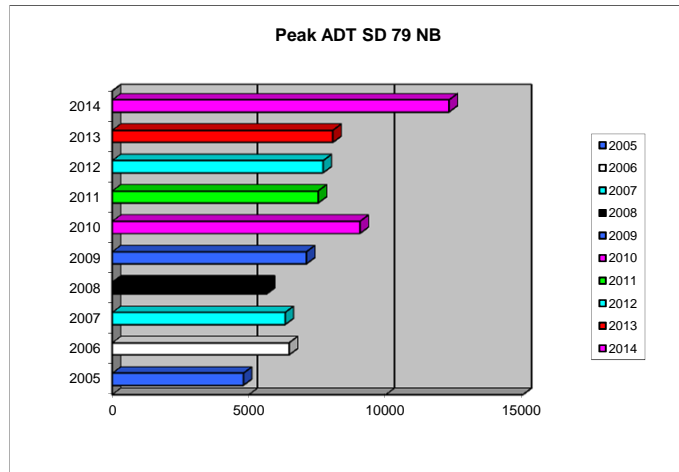


# Site 21

## SD 79 NB North of SD 34

Daily Traffic Volumes - 24 Hours																				
	2005	2006	2007	2008	2009	2010	2011	2012	2013	2014										
27-Jul	wed	thu	fri	sun	mon	tue	wed	fri	sat	sun										
28-Jul	thu	fri	sat	mon	tue	wed	thu	sat	sun	mon										
29-Jul	fri	sat	sun	tue	wed	thu	fri	sun	mon	tue										
30-Jul	sat	sun	mon	wed	thu	fri	sat	mon	tue	wed										
31-Jul	sun	mon	tue	thu	fri	sat	sun	tue	wed	thu										
01-Aug	mon	tue	wed	fri	sat	3,990	sun	mon	wed	thu	fri	3,158								
02-Aug	tue	wed	thu	sat	3,413	sun	5,179	mon	tue	thu	fri	6,491								
03-Aug	wed	thu	fri	sun	4,398	mon	6,272	tue	wed	fri	2,727	sat	4,794	sun	12,296					
04-Aug	thu	fri	sat	3,561	mon	4,336	tue	6,553	wed	thu	sat	4,196	sun	6,620	mon	3,808				
05-Aug	fri	sat	3,534	sun	4,672	tue	5,597	wed	7,086	thu	fri	3,056	sat	6,205	mon	7,083	tue	5,450		
06-Aug	sat	2,806	sun	4,061	mon	5,252	wed	5,171	thu	5,178	fri	sat	4,619	mon	7,062	tue	7,844	wed	6,699	
07-Aug	sun	3,728	mon	4,897	tue	4,905	thu	5,618	fri	4,070	sat	5,494	sun	5,419	tue	7,002	wed	8,053	thu	6,252
08-Aug	mon	4,677	tue	5,828	wed	6,307	fri	4,339	sat	3,110	sun	7,631	mon	7,207	wed	7,697	thu	6,165	fri	4,878
09-Aug	tue	4,783	wed	6,449	thu	5,111	sat	3,254	sun	2,008	mon	7,669	tue	6,361	thu	6,067	fri	5,006	sat	4,047
10-Aug	wed	4,748	thu	5,866	fri	4,509	sun	2,123	mon	tue	8,352	wed	7,512	fri	4,620	sat	3,660	sun	3,320	
11-Aug	thu	4,507	fri	4,514	sat	3,282	mon	tue	wed	9,039	thu	5,910	sat	6,468	sun	2,753	mon			
12-Aug	fri	3,365	sat	3,322	sun	2,274	tue	wed	thu	7,124	fri	4,979	sun	4,495	mon					
13-Aug	sat	2,408	sun	3,463	mon		wed	thu		fri	5,430	sat	3,792	mon						
14-Aug	sun	2,445	mon		tue	thu		fri		sat	3,964	sun	2,664	tue						
15-Aug	mon		tue	wed		fri		sat		sun	2,569	mon		wed						
16-Aug	tue		wed		thu		sat		sun		mon		tue		thu		fri			sat

xx,xxx = Rally Peak



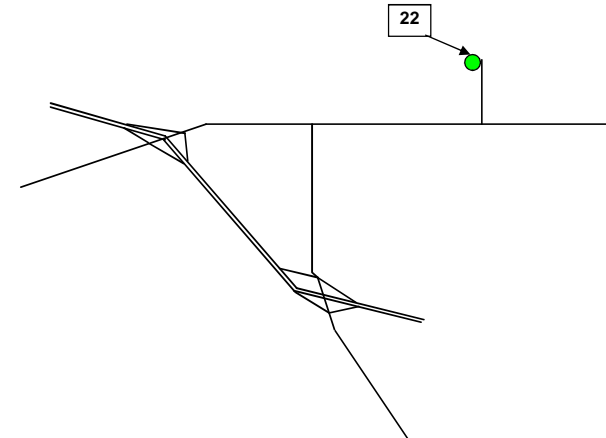
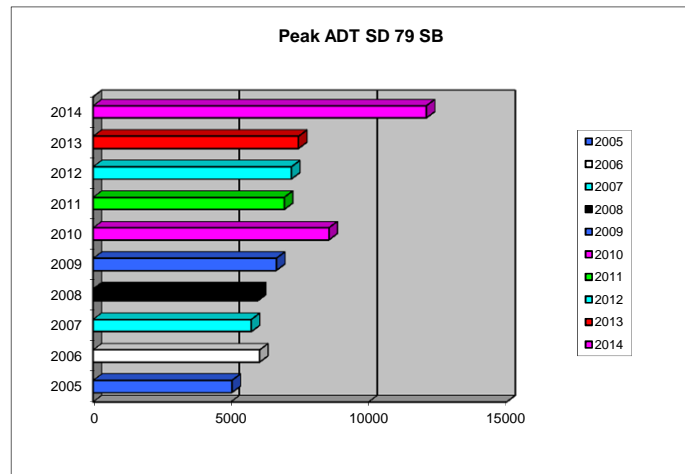
# Site 22

## SD 79 SB North of SD 34

Daily Traffic Volumes - 24 Hours

	2005	2006	2007	2008	2009	2010	2011	2012	2013	2014										
27-Jul	wed	thu	fri	sun	mon	tue	wed	fri	sat	sun										
28-Jul	thu	fri	sat	mon	tue	wed	thu	sat	sun	mon										
29-Jul	fri	sat	sun	tue	wed	thu	fri	sun	mon	tue										
30-Jul	sat	sun	mon	wed	thu	fri	sat	mon	tue	wed										
31-Jul	sun	mon	tue	thu	fri	sat	sun	tue	wed	thu										
01-Aug	mon	tue	wed	fri	sat	4,379	sun	mon	wed	thu	fri	3,927								
02-Aug	tue	wed	thu	sat	3,898	sun	5,611	mon	tue	thu	fri	sat	7,461							
03-Aug	wed	thu	fri	sun	4,509	mon	<b>6,636</b>	tue	wed	fri	3,227	sat	5,510	sun	<b>12,081</b>					
04-Aug	thu	fri	sat	4,056	mon	5,471	tue	6,388	wed	thu	sat	4,692	sun	6,504	mon	8,837				
05-Aug	fri	sat	4,071	sun	4,882	tue	4,807	wed	5,339	thu	fri	3,322	sun	6,058	mon	6,804	tue	5,235		
06-Aug	sat	3,337	sun	4,533	mon	5,375	wed	<b>5,952</b>	thu	5,096	fri	sat	5,069	mon	6,684	tue	7,336	wed	6,164	
07-Aug	sun	4,090	mon	4,767	tue	4,950	thu	5,266	fri	4,705	sat	5,608	sun	5,289	tue	6,804	wed	<b>7,447</b>	thu	6,006
08-Aug	mon	4,969	tue	<b>6,033</b>	wed	<b>5,735</b>	fri	4,063	sat	3,196	sun	7,568	mon	6,789	wed	<b>7,187</b>	thu	6,821	fri	4,948
09-Aug	tue	4,566	wed	6,422	thu	5,209	sat	2,638	sun	1,963	mon	7,981	tue	6,419	thu	6,284	fri	4,421	sat	2,823
10-Aug	wed	<b>5,025</b>	thu	5,537	fri	3,998	sun	1,439	mon	tue	8,532	wed	<b>6,926</b>	fri	4,574	sat	3,210	sun	1,695	
11-Aug	thu	4,483	fri	4,369	sat	2,915	mon	tue	wed	<b>8,543</b>	thu	5,978	sat	5,775	sun	1,472	mon			
12-Aug	fri	3,009	sat	2,684	sun	1,498	tue	wed	thu	7,417	fri	4,912	sun	4,460	mon					
13-Aug	sat	1,784	sun	1,631	mon		wed	thu		fri	5,637	sat	3,381	mon						
14-Aug	sun	1,483	mon		tue		thu		fri		sat	3,307	sun	1,673	tue					
15-Aug	mon		tue		wed		fri		sat		sun	2,143	mon		wed					
16-Aug	tue		wed		thu		sat		sun		mon		tue		thu					

xx,xxx = Rally Peak



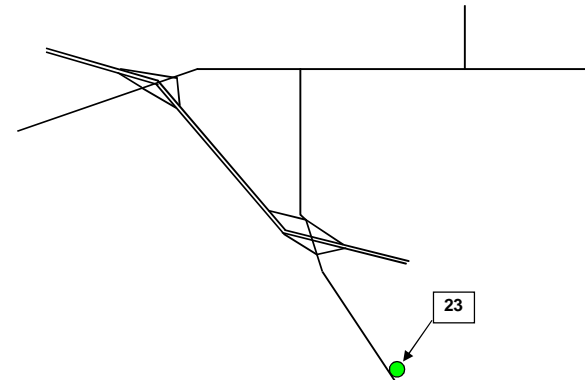
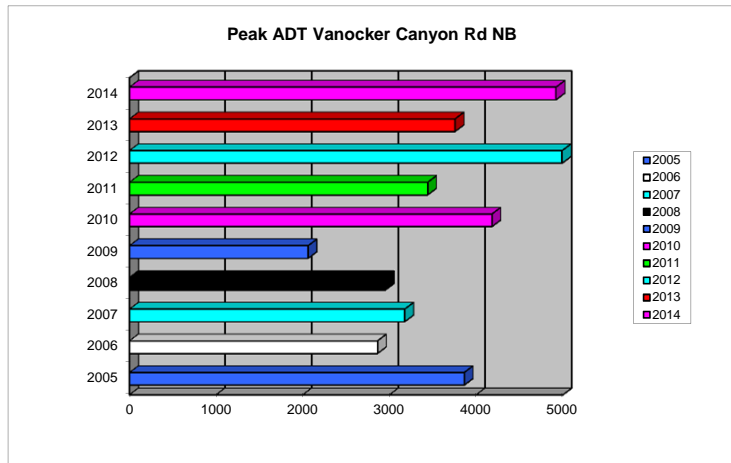
# Site 23

## NB Vanocker Canyon Rd

Daily Traffic Volumes - 24 Hours

	2005	2006	2007	2008	2009	2010	2011	2012	2013	2014										
27-Jul	wed	thu	fri	sun	mon	tue	wed	fri	sat	sun										
28-Jul	thu	fri	sat	mon	tue	wed	thu	sat	sun	mon										
29-Jul	fri	sat	sun	tue	wed	thu	fri	sun	mon	tue										
30-Jul	sat	sun	mon	wed	thu	fri	sat	mon	tue	wed										
31-Jul	sun	mon	tue	thu	fri	sat	sun	tue	wed	thu										
01-Aug	mon	tue	wed	fri	sat	1,212	mon	wed	thu	fri	1,988									
02-Aug	tue	wed	thu	sat	2,190	sun	1,508	mon	tue	thu	fri	3,469								
03-Aug	wed	thu	fri	sun	2,468	mon	2,059	tue	wed	fri	1,477	sat	2,648	sun	3,932					
04-Aug	thu	fri	sat	2,264	mon	2,471	tue	1,836	wed	thu	sat	2,728	sun	3,433	mon	4,918				
05-Aug	fri	sat	2,052	sun	2,819	tue	2,859	wed	1,341	thu	fri	1,361	sun	4,437	mon	3,754	tue	2,429		
06-Aug	sat	2,950	sun	2,058	mon	3,173	wed	2,378	thu	1,058	fri	sat	2,464	mon	4,989	tue	3,545	wed	2,632	
07-Aug	sun	3,373	mon	2,294	tue	3,008	thu	2,950	fri	1,567	sat	2,431	sun	2,433	tue	4,567	wed	2,686	thu	4,329
08-Aug	mon	3,859	tue	2,859	wed	2,650	fri	2,186	sat	872	sun	3,275	mon	3,438	wed	3,756	thu	3,191	fri	2,768
09-Aug	tue	3,555	wed	2,452	thu	2,888	sat	1,408	sun	378	mon	3,379	tue	2,545	thu	3,995	fri	1,916	sat	2,254
10-Aug	wed	3,384	thu	2,809	fri	2,266	sun	609	mon	tue	4,179	wed	2,510	fri	2,906	sat	1,766	sun	1,086	
11-Aug	thu	3,462	fri	2,107	sat	1,821	mon	tue	wed	2,673	thu	2,828	sat	1,439	sun	689	mon			
12-Aug	fri	2,728	sat	1,013	sun	718	tue	wed	thu	3,219	fri	2,561	sun	911	mon		tue			
13-Aug	sat	1,778	sun	628	mon		wed	thu	fri	2,440	sat	1,875	mon		tue		wed			
14-Aug	sun	1,536	mon		tue		thu	fri	sat	1,385	sun	749	tue		wed		thu			
15-Aug	mon		tue		wed		fri	sat	sun	743	mon		wed		thu		fri			
16-Aug	tue		wed		thu		sat	sun	mon		tue		thu		fri		sat			

xx,xxx = Rally Peak Traffic



# Site 24

## SB Vanocker Canyon Rd

Daily Traffic Volumes - 24 Hours

	2005	2006	2007	2008	2009	2010	2011	2012	2013	2014	
27-Jul	wed	thu	fri	sun	mon	tue	wed	fri	sat	sun	
28-Jul	thu	fri	sat	mon	tue	wed	thu	sat	sun	mon	
29-Jul	fri	sat	sun	tue	wed	thu	fri	sun	mon	tue	
30-Jul	sat	sun	mon	wed	thu	fri	sat	mon	tue	wed	
31-Jul	sun	mon	tue	thu	fri	sat	sun	tue	wed	thu	
01-Aug	mon	tue	wed	fri	sat 2,435	sun	mon	wed	thu	fri 1,455	
02-Aug	tue	wed	thu	sat 2,327	sun 3,312	mon	tue	thu	fri	sat 2,582	
03-Aug	wed	thu	fri	sun 2,985	mon 4,103	tue	wed	fri 1,284	sat 3,048	sun 3,052	
04-Aug	thu	fri	sat 2,451	mon 2,976	tue 3,891	wed	thu	sat 2,127	sun 4,731	mon 3,011	
05-Aug	fri	sat 1,925	sun 3,175	tue 3,629	wed 2,774	thu	fri 1,626	sun 2,946	mon 5,316	tue 2,114	
06-Aug	sat 3,074	sun 2,122	mon 3,849	wed 2,909	thu 2,047	fri	sat 3,249	mon 3,645	tue 4,621	wed 2,043	
07-Aug	sun 3,660	mon 2,946	tue 3,343	thu 3,194	fri 3,155	sat 3,067	sun 3,606	tue 3,598	wed 3,624	thu 3,285	
08-Aug	mon 4,169	tue 3,161	wed 3,002	fri 2,838	sat 1,569	sun 4,219	mon 4,520	wed 2,788	thu 4,229	fri 2,179	
09-Aug	tue 4,232	wed 2,632	thu 3,525	sat 1,767	sun 494	mon 4,528	tue 3,563	thu 3,249	fri 2,713	sat 1,691	
10-Aug	wed 3,423	thu 3,064	fri 2,822	sun 729	mon	tue 4,922	wed 3,571	fri 2,181	sat 2,098	sun 848	
11-Aug	thu 3,975	fri 2,574	sat 1,935	mon	tue	wed 3,676	thu 4,013	sat 1,232	sun 736	mon	
12-Aug	fri 2,947	sat 1,062	sun 733	tue	wed	thu 4,040	fri 3,294	sun 740	mon	tue	
13-Aug	sat 1,664	sun 639	mon	wed	thu	fri 2,929	sat 2,408	mon	tue	wed	
14-Aug	sun 1,433	mon	tue	thu	fri	sat 1,636	sun 945	tue	wed	thu	
15-Aug	mon	tue	wed	fri	sat	sun 986	mon	wed	thu	fri	
16-Aug	tue	wed	thu	sat	sun	mon	tue	thu	fri	sat	

xx,xxx = Rally Peak Traffic

