



Redesigning National School Surveys

Coverage and Stratification Improvement using
Multiple Datasets

Prepared for:

FEDCASIC 2014

March 2014

Authors:

**William Robb, Ronaldo Iachan, Kate Flint, Alice Roberts,
Lee Harding**

ICF International

- **Contact:** richard.l.harding@icfi.com

Talk Outline

- **To date three national school surveys have used a single, common source for the sampling frame.**
 - National Youth Risk Behaviors Survey
 - National Youth Tobacco Survey
 - National School Health Policies and Programs
- **We presents results from moving to a frame sourced from multiple files.**
 - Make use of data available from the National Center for Education Statistics
 - Goal is to explore increases in coverage
 - Balanced with operational efficiency
- **The Talk**
 - Describe the studies and data sources
 - Describe the frame build process
 - Present results regarding coverage and duplication

Research Questions

The motivation for building a frame from a combination of sources is to increase coverage, and decrease the risk of coverage bias. We also wanted to explore operational issues.

Specifically, the research questions were:

- **What is the increase in coverage?**
- **What is the rate of duplicate school entries?**
- **Will the combined frame affect validation and recruitment efforts?**
- **Is there an impact on the estimates?**

The Studies – Sample Design

SHPPS

- **National Scope**
- **Elementary, Middle, and High Schools**
- **PSU (districts) stratified by Locale Code**
- **Second Stage: Schools**

The Studies – Sample Design

YRBS/NYTS

- **National Scope**
- **High Schools (YRBS/NYTS)**
- **Middle Schools (NYTS)**
- **PSU (counties) stratified by Urbanicity/Ethnicity**
- **Second Stage: Schools**
- **Third Stage: Students**

Validation

- **For these studies, we do not replace non-responding schools. We do, however, replace schools that are found to be ineligible.**
- **Our recruiters contact schools to confirm that**
 - The school itself is eligible
 - All sampled grades are present
 - The students are not a “pull-out” population from other schools
- **School and personnel information is stored in a contact management system, which provides tracking and support for validation, recruitment, and fielding.**

Data Sources for Sampling Frame

To Date: Single MDR File

- The “MDR” files have been used as a single source for the frame up to this point.
- Single source for public and private school data, including
 - Updated contact information, including personnel names.
 - Enrollment and Ethnicity counts incorporated from NCES

Piloted: Combined with NCES Files

- For the 2014 NYTS & SHPPS piloted a combined frame built from NCES and MDR files
- Two additional files:
 - Common Core Data for public schools
 - Private School Data for Private Schools

Processing Description

Schools

- Screening for geography, type
- Record level matching based on:
 - Public: NCES ID (96.0%), Address (0.8%), Phone (3.2%)
 - Private: Address (100%)
- Screen for eligible schools

Districts

- Match schools to 18,474 CCD districts
- Match schools to 13,823 MDR districts
- Combined frame included 15,665 districts

Processing Summary

Public Schools

Existing Both Sources	51,749	84.0%
Existing MDR Only	3,905	6.3%
Added CCD Only	5,988	9.7%

Total 61,642

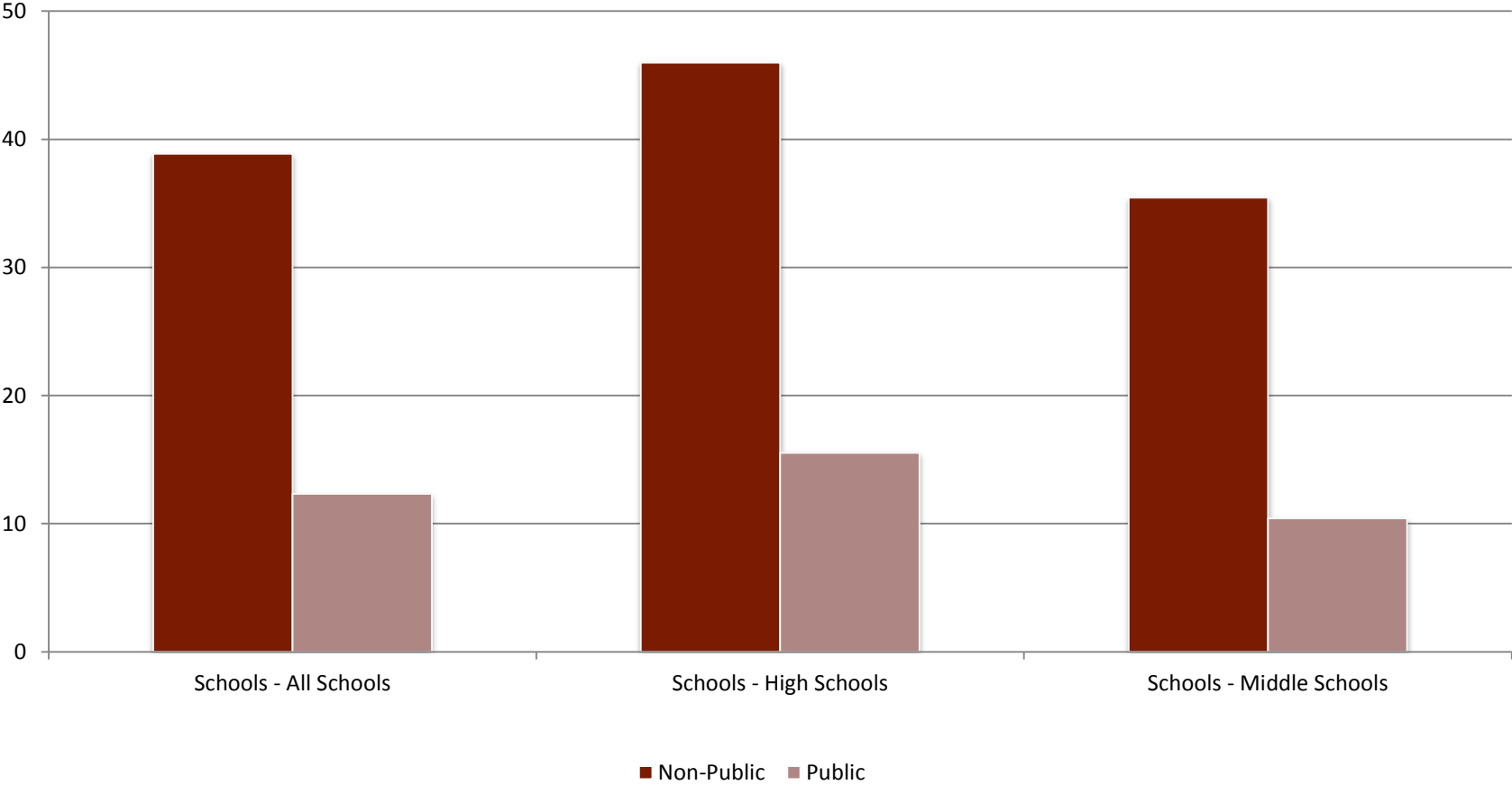
Private Schools

Existing Both Sources	13,995	57.0%
Existing MDR Only	3,936	16.0%
Added PSS Only	6,607	26.9%

Total 24,538

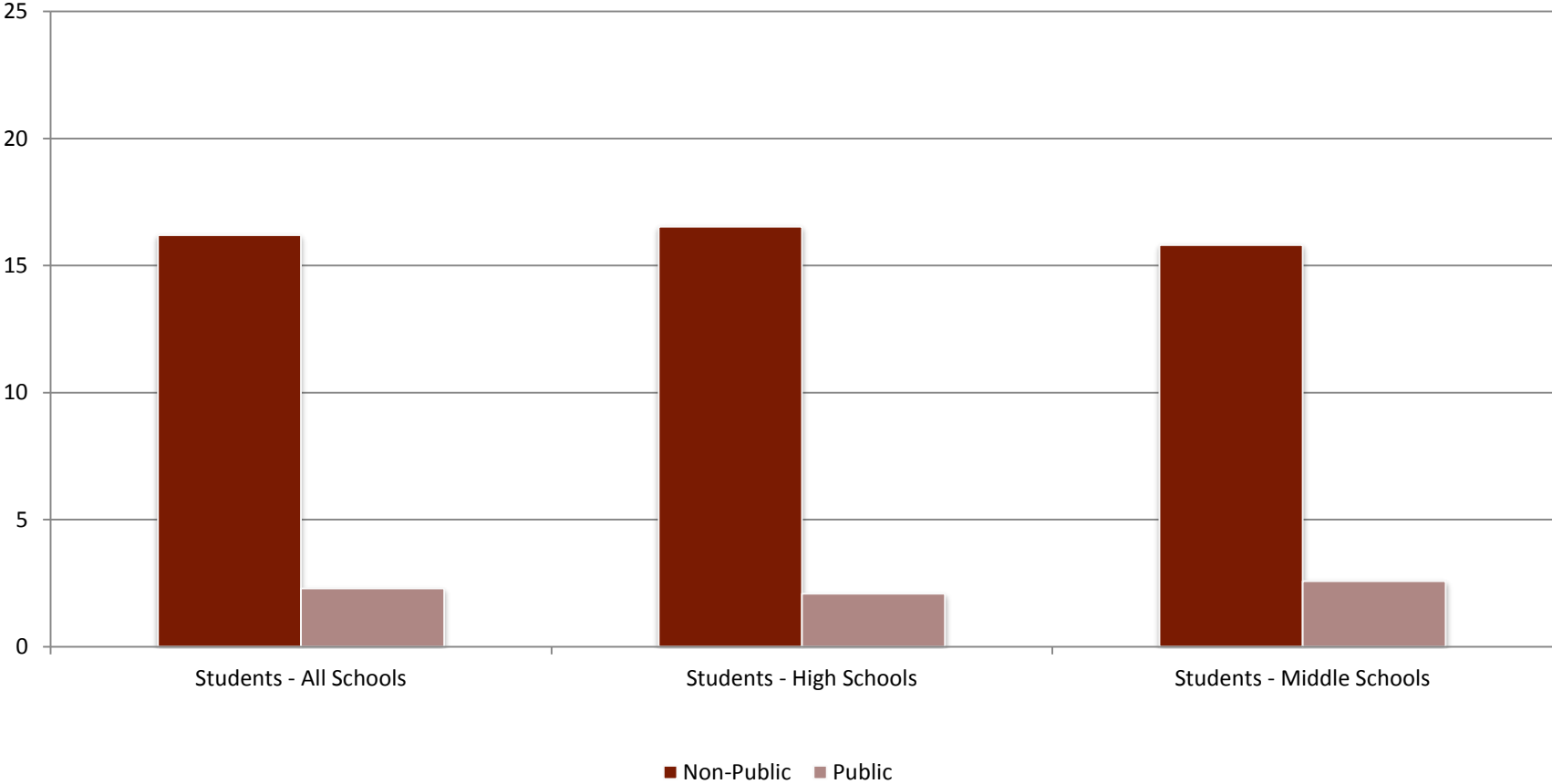
Coverage of Schools Increase by School Type

Coverage Percent Increase

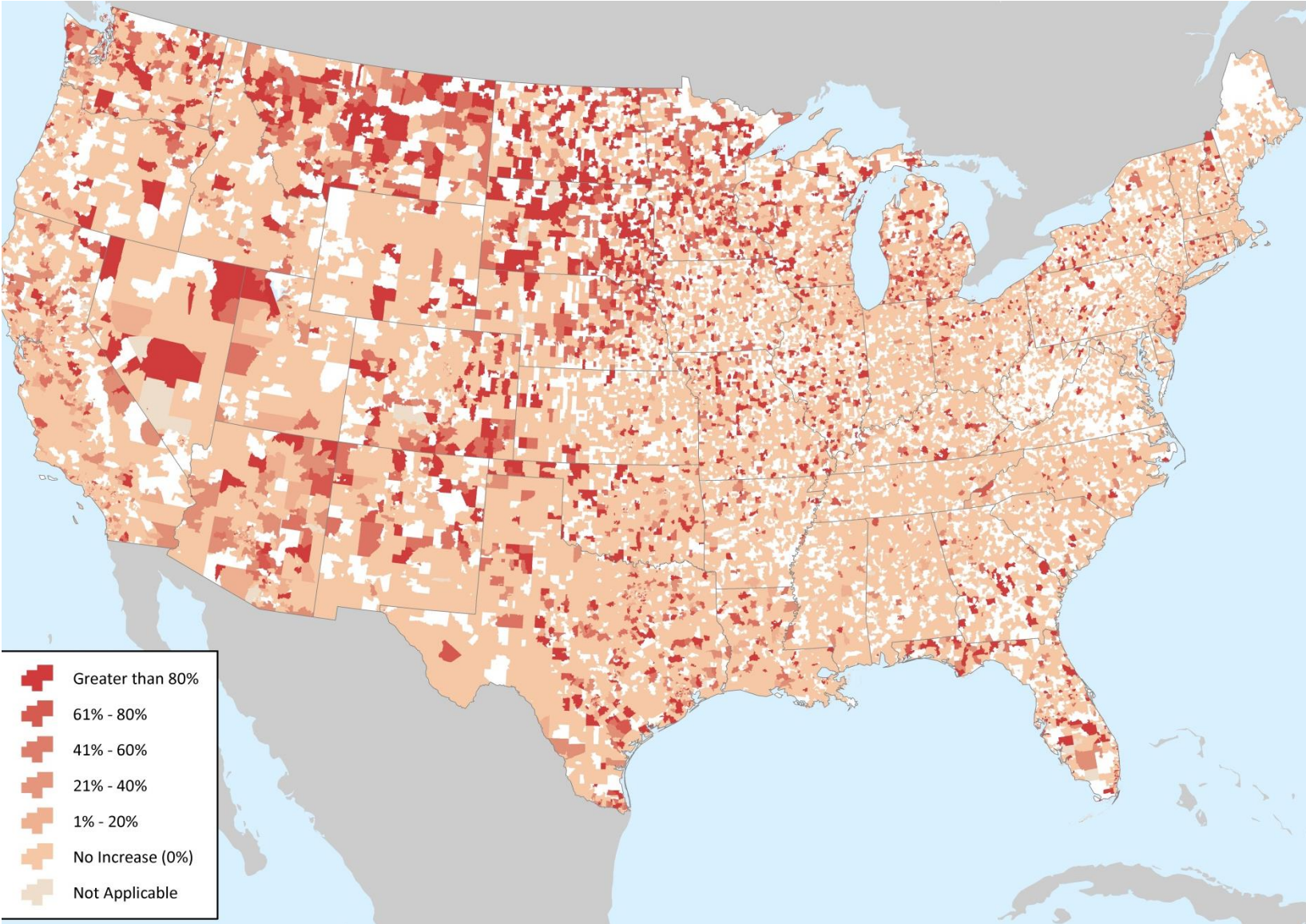


Coverage of Student Increase by School Type

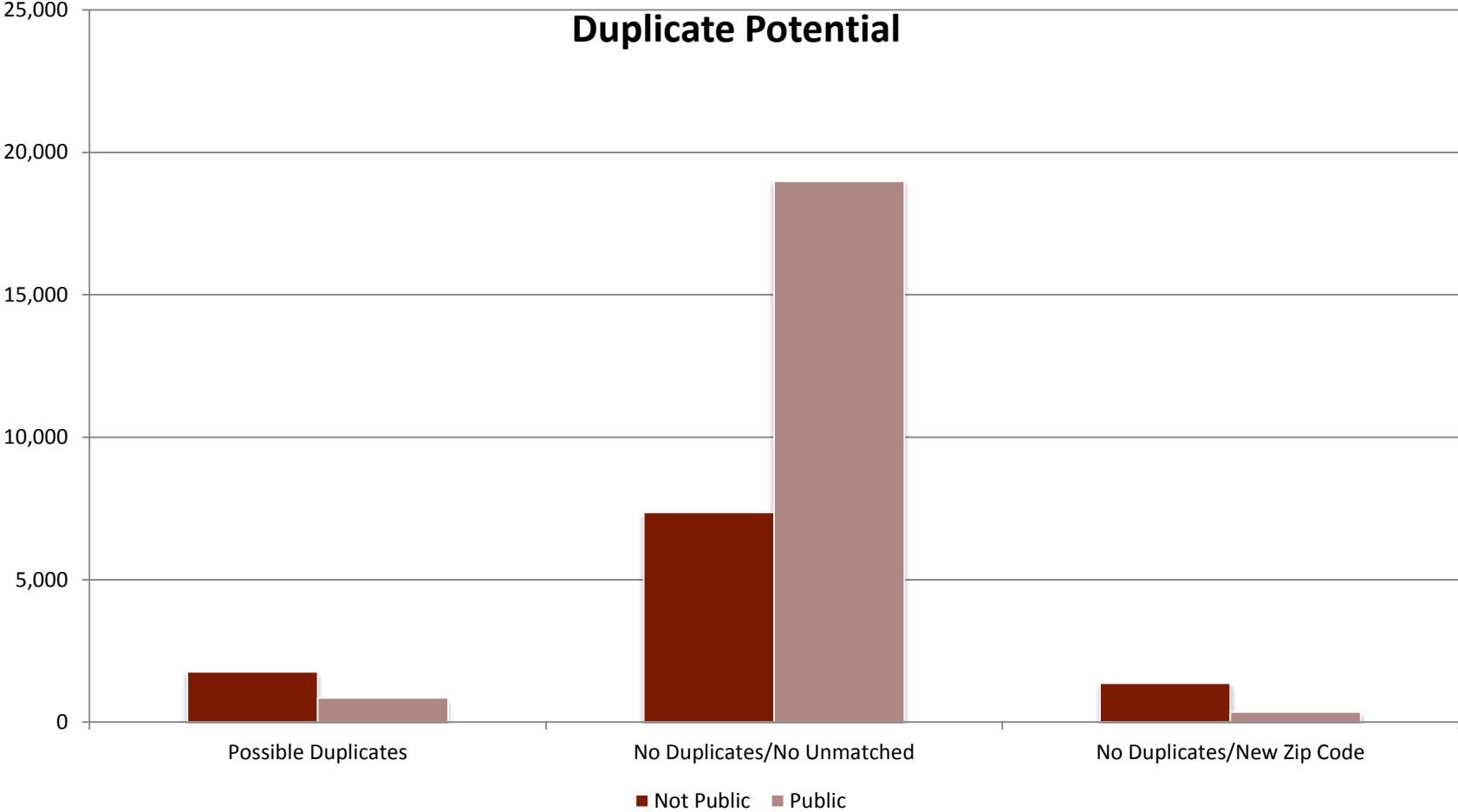
Coverage Percent Increase



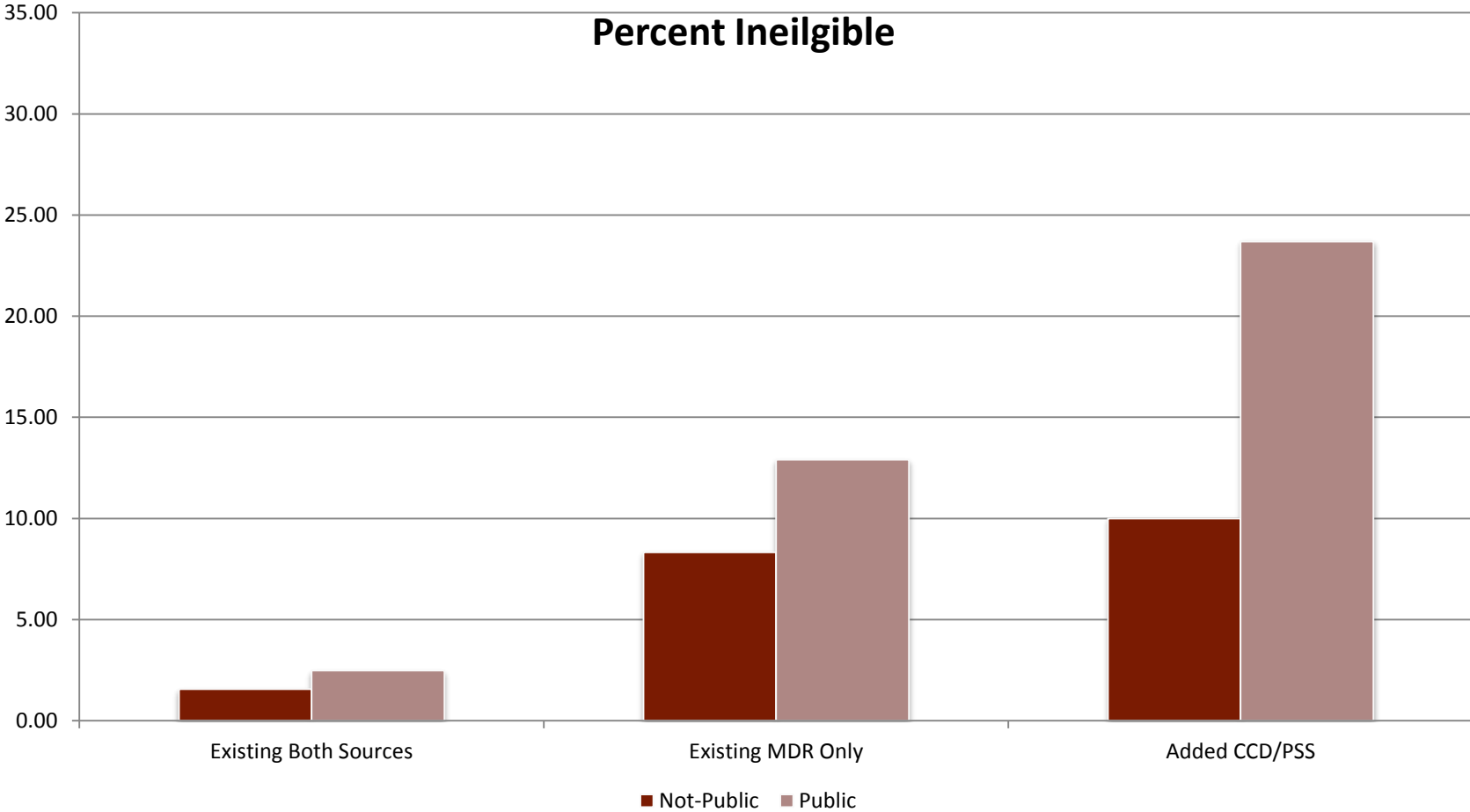
Coverage Increase by Geography



Duplicates Schools (NYTS)



Ineligible Schools (SHPPS)



Looking Ahead

In process, for proceedings publication:

- **Assess school ineligibility rates for NYTS**
- **Add elementary schools (SHPPS) to file processing and coverage assessment**
- **Finish duplication assessment via record review**

After Fielding

- **Assess impact on estimates**

Preliminary Findings

- **Increases in coverage, primarily among small and private schools**
- **Increases in ineligibility schools identified during validation**

Thank You – and stay tuned!

Contact Author: Lee Harding
Richard.L.Harding@icfi.com
(301) 572-0524

