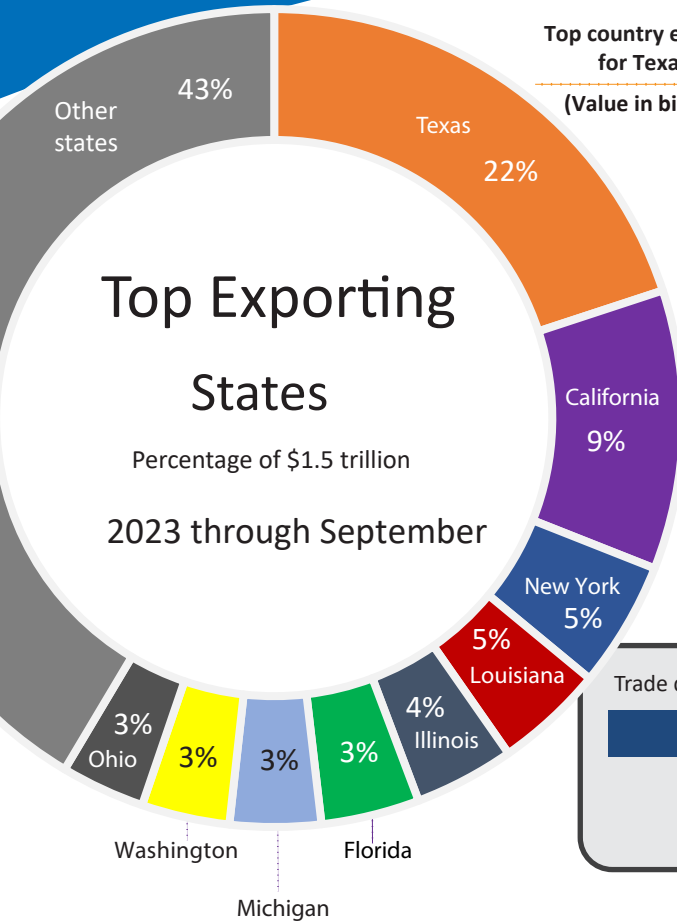
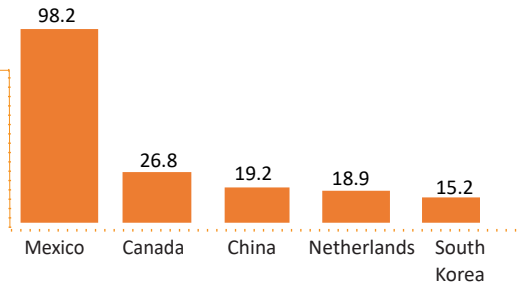


International Trade

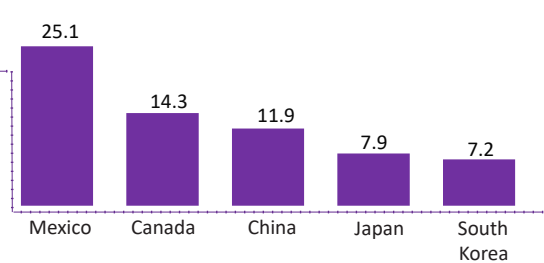
Measuring the U.S. Economy



Top country exports for Texas
(Value in billions)



Top country exports for California
(Value in billions)

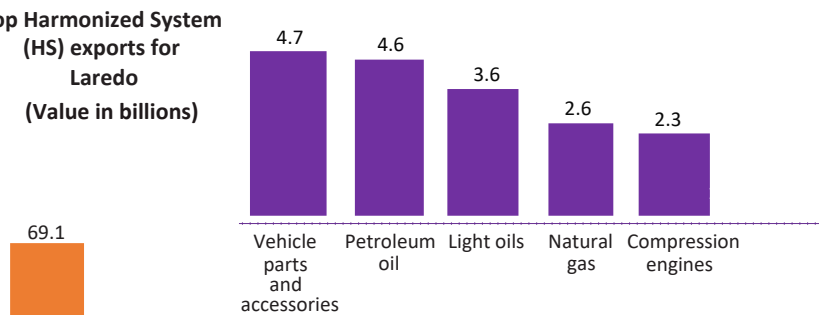


Trade data like this, and much more, are available at

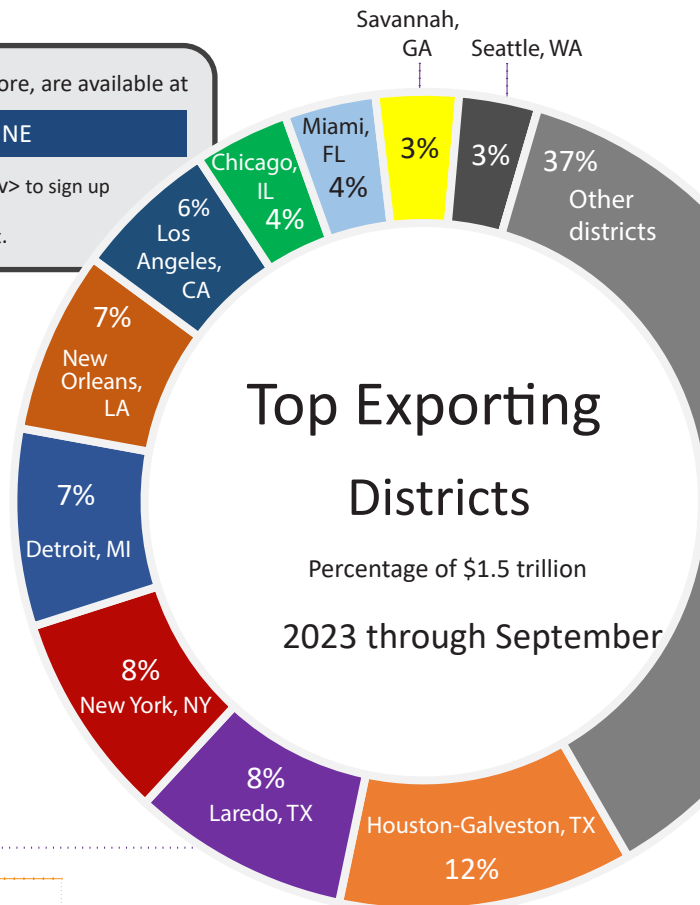
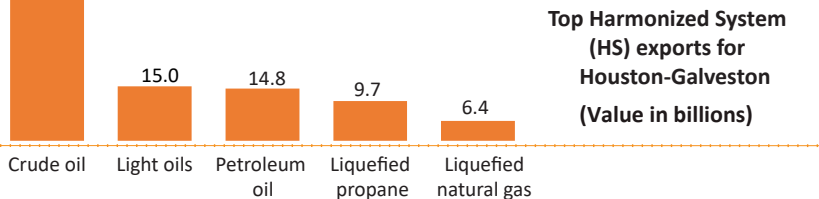
USA TRADE® ONLINE

Go to usatrade.census.gov to sign up for your FREE account.

Top Harmonized System (HS) exports for Laredo
(Value in billions)



Top Harmonized System (HS) exports for Houston-Galveston
(Value in billions)



International Trade

Measuring the U.S. Economy

The U.S. Census Bureau measures the nation's people, places, and economy.

Visit the International Trade Web site to access the latest data, full release reports, historical data, and information on methodology at www.census.gov/trade.

For detailed data, use our free international trade database, USA Trade Online at usatrade.census.gov.

Questions? Contact us: 1-800-549-0595, Option 4 or email eid.international.trade.data@census.gov.

For more information on the Economic Indicators, visit www.census.gov/economic-indicators.



Receive the latest updates on the nation's key economic indicators by downloading the FRED App for both Apple and Android devices. FRED, the signature database of the Federal Reserve Bank of St. Louis, now incorporates the Census Bureau's 13 economic indicators. See <https://fred.stlouisfed.org/fredmobile>.

The Official Source of U.S. Trade Statistics

What is the International Trade Program at the Census Bureau?

The International Indicator Trade Program at the Census Bureau is the official source of U.S. export and import statistics. Each month the Census Bureau and the Bureau of Economic Analysis (BEA) produce the International Trade in Goods and Services Report. This indicator is vital for informed decision-making in both the private and public sectors.

How is International Trade Data Used?

- BEA uses the data in its quarterly and annual estimates of gross domestic product (GDP).
- Private companies and trade associations use the data in domestic and overseas market analysis and business planning.
- Federal, state, and local governments use the data in policy analysis.
- Major print and electronic news media use the data in economic and business reporting.

What data resources are available?

International trade data is publicly accessible through multiple dissemination platforms including:

- Monthly press releases.
- USA Trade Online.
- Census Application Programming Interface (API).

What variables are available?

- Export value and quantity
- Import value and quantity
- Method of transportation
- Shipping weight
- Trading partner
- And More

How are the data classified?

- Harmonized System
- North American Industry Classification System (NAICS)
- End-use
- Standard International Trade Classification (SITC)
- U.S. Department of Agriculture (USDA)
- Advanced Technology Products (ATP)

What geographic levels are provided?

- State
- District
- Port
- Country of origin/destination

How frequently is data released?

International trade statistics are continuously compiled and are released on a monthly basis.

For a complete data release schedule, visit www.census.gov/foreign-trade/reference/release_schedule.html