

World of Animals

Topic(s):

Animals, counting,
one-to-one correspondence,
comparing numbers

Grade Level:

Preschool (3-year-olds)

Approx. Time Required:

25 minutes

Learning Objectives:

Students will be able to:

- Understand the difference between humans and animals.
- Count using one-to-one correspondence.
- Count orally up to 10.

Introduction

The 2020 Census Statistics in Schools (SIS) program is designed to educate students about the decennial census and to teach them educational concepts and skills, such as data literacy, through use of census data in the classroom. Responding to the census helps your community get its fair share of funding. Census data guides how more than \$675 billion in federal funding is distributed to states and communities each year. These funds support vital community programs that help children, such as schools, hospitals, housing, and food assistance. By educating students about the 2020 Census, you can help encourage a complete count.

About the 2020 Census

In addition to the information that is built into the instructions for this activity, the following points provide an easy, grade-appropriate way to explain the census to your students.

- Every 10 years, everyone living in the United States gets counted. It's called the census.
- It is important that every person be counted, so that all communities have enough money for things like roads and parks.
- Make sure a grownup in your home counts you in the 2020 Census.



Materials Required

- Pictures of animals found at the zoo, with the animal's name under each picture (Cut out pictures of animals before the activity or have the activity ready to go on the interactive whiteboard or projector. Pictures can be found at the end of the teacher's guide.) Teachers can substitute other animals if they already have printed pictures of animals in their classroom:
 - Elephant
 - Lion
 - Duck
 - Bear
 - Giraffe
 - Snake
 - Tiger
 - Monkey
- Two pictures from the student worksheet:
 - A zoo with animals
 - A house with animals and people
- [State Facts for Students](https://www.census.gov/schools/facts) (https://www.census.gov/schools/facts), to look up how many zoos and botanical gardens are in your state

Worksheet Description

Students will learn to recognize the names of zoo animals and to identify their sounds. Animals are a common theme in preschool classrooms and afford another opportunity for students to practice counting. Teachers will tell students the number of zoos in their state, based on U.S. Census Bureau data.

Before the Activity—5 Minutes

1. Look up how many zoos and botanical gardens are in your state using State Facts for Students. Click [here](#), then click on your state and scroll to the bottom, where you will find the number. Set this number aside to share with your students during the activity. An example image is provided below for reference.

Business		
	2010	2017
Dentist Offices	129,830	136,462
Amusement Parks	551	499
Fast-Food Restaurants	213,469	251,000
Toy Stores	8,779	8,539
Video/Disc Rental Stores	10,899	1,683
Zoos & Botanical Gardens	587	650
Candy & Nut Stores	3,365	3,451
Pet & Pet Supply Stores	8,639	9,997
Ice Cream & Frozen Dessert Makers	404	427



2. Tell the class, “Today we are going to learn about a group called the Census Bureau. The Census Bureau has the job of counting things and people. One thing they count is zoos.”
3. Ask your students, “Has anyone ever been to a zoo?” Then ask follow-up questions, such as, “What kind of animals do you see at the zoo? Is the zoo quiet or loud? How many zoos do you think there are where we live?”

During the Activity—15 Minutes

1. Show students the different pictures of zoo animals. Have them say the name of the animal and ask them what sound they think the animal makes. Then have students think about how the animal moves and have them act out that movement with their bodies.
2. Now look at the picture of the zoo on the student worksheet. Have children point to the different animals and name them. Then, as a class, count the total number of animals.
3. Turn to page 2 of the student worksheet. Say to the students, “Remember how we talked about the Census Bureau? The Census Bureau counts things, like stores and zoos. It also counts people. But it doesn’t count animals—not even in the zoo. Next spring, in 2020, the Census Bureau will do its biggest count of all, called the census. The census will count the people who live in every home in the whole country. But it won’t count the animals. Let’s pretend that we’re the Census Bureau: Who would we count in this home?” (Show students the second picture on the worksheet: the home with people and pets.) Model pointing to the people as you count. Ask the students if they should count the dog. Lead them in saying, “No, that’s not a person!”

After the Activity—5 Minutes

Remind students that the census only counts people and not animals. Then count the number of students in the classroom out loud as a group. Ask students, “If we were taking the census, would we count the zoo animals? Would we count our pets? Would we count our brothers and sisters?”

The answers should be no, no, and yes, respectively.


Home Extension

Adults at Home: Let your child color the first picture on their worksheet at home. Let your child color the second picture, then guide them in counting the people and then the animals in the house.



Activity Item: Animal Cutouts

You can print and cut out the following images to use during the activity.



Elephant



Activity Item: Animal Cutouts (Cont.)

You can print and cut out the following images to use during the activity.




Lion



Activity Item: Animal Cutouts (Cont.)

You can print and cut out the following images to use during the activity.



Duck



Activity Item: Animal Cutouts (Cont.)

You can print and cut out the following images to use during the activity.




Bear



Activity Item: Animal Cutouts (Cont.)

You can print and cut out the following images to use during the activity.




Giraffe



Activity Item: Animal Cutouts (Cont.)


You can print and cut out the following images to use during the activity.



Snake

Activity Item: Animal Cutouts (Cont.)

You can print and cut out the following images to use during the activity.



Tiger



Activity Item: Animal Cutouts (Cont.)

You can print and cut out the following images to use during the activity.



Monkey