

Name \_\_\_\_\_

# Featured Activity: Population Change Over Time

1. Record the data for your state and another state, using **Activity Item 2: State Population Data Table**.

Data Category	In 1890 ...	In 1950 ...	In 2010 ...
My state's population			
_____ (state's) population			

2. Graph your census data!



3. Did your state grow a lot (double or more) or just a little since 1890? What about the other state? Why do you think that is?
  
4. Do you think the population of your state will increase or decrease in the 2020 Census?
  
5. Using your prediction from Question #4, how will this likely change the resources your state receives?
  
6. Based on what you learned today, what would happen if people didn't answer census questions or didn't count everyone in their home accurately?

## Home Extension

Take your student worksheet home and share it with an adult in your home. Share with them why you think your state's population will increase or decrease based on the data you reviewed in class. Then tell them how that change in population might affect government funding that benefits your community.









# Word Bank and Vocabulary

## Word Bank

You can use the following words to help you discuss answers with your classmates and to write answers on your worksheet.

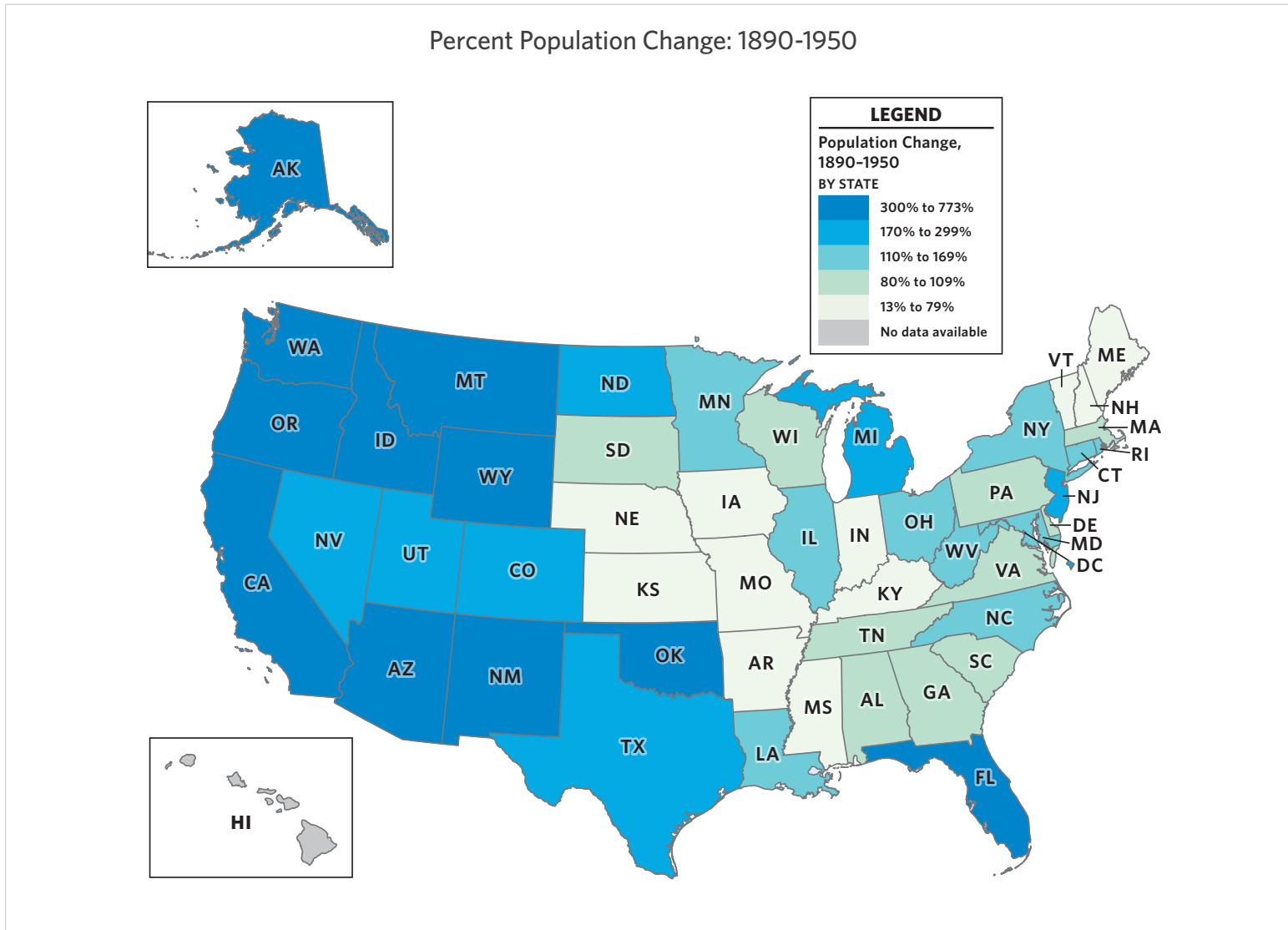
increase	decrease	funding
grew	community	resources

## Key Vocabulary

	<b>Data:</b> Facts usually represented by numbers
	<b>Resources:</b> Money or services in a community
	<b>Funds or Funding:</b> Money
	<b>Population:</b> The number of people who live in an area

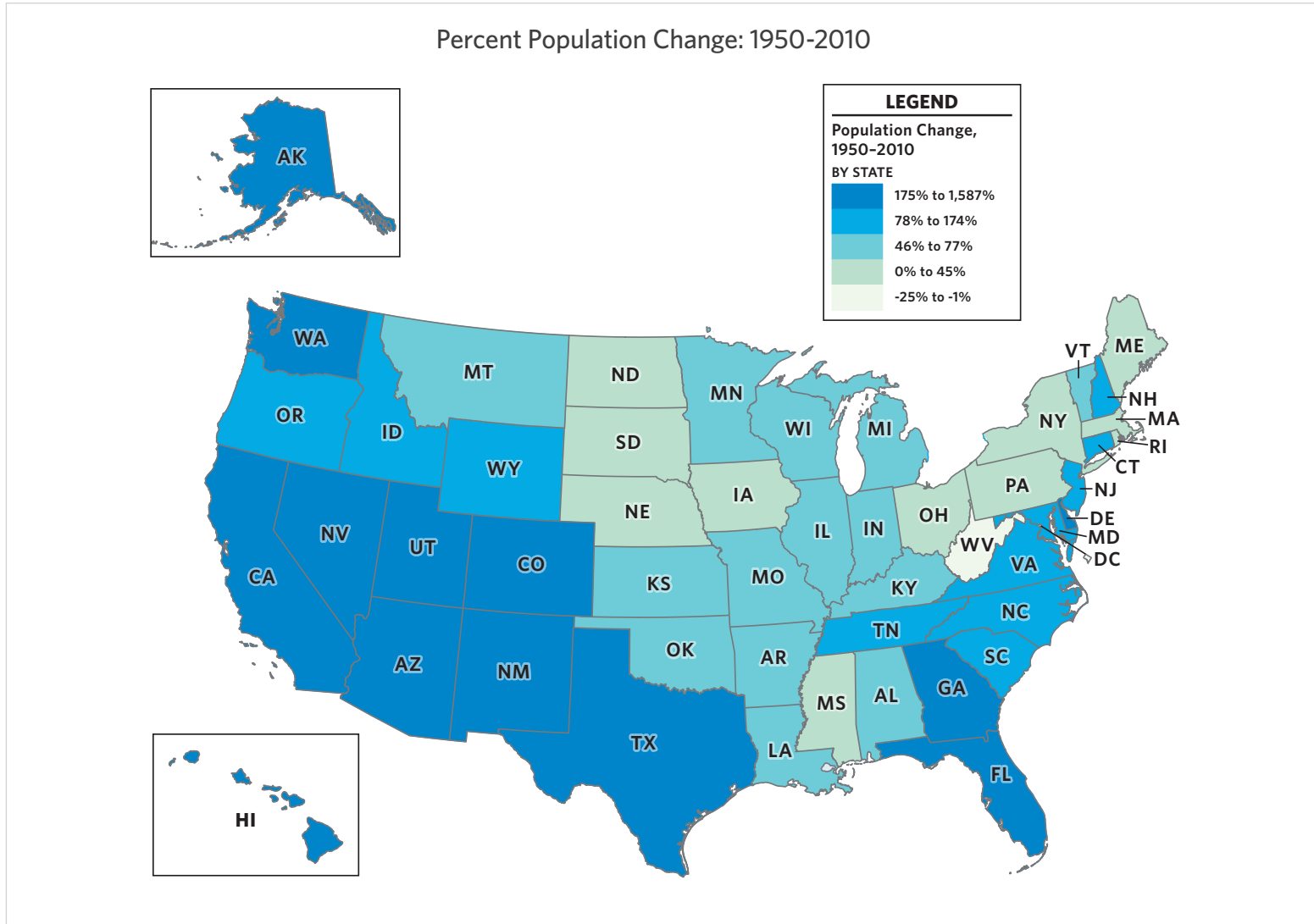


# Activity Item 1: State Population Change Over Time





## Activity Item 1: State Population Change Over Time (Cont.)



Source: U.S. Census Bureau, 1890 Census, 1950 Census, 2010 Census

<https://www.census.gov/dataviz/visualizations/021/508.php>

[census.gov/schools](https://www.census.gov/schools)





## Activity Item 2: State Population Data Table

State Name	1890 Population	1950 Population	2010 Population
Alabama	1,513,401	3,061,743	4,779,736
Alaska	32,052	128,643	710,231
Arizona	88,243	749,587	6,392,017
Arkansas	1,128,211	1,909,511	2,915,918
California	1,213,398	10,586,223	37,253,956
Colorado	413,249	1,325,089	5,029,196
Connecticut	746,258	2,007,280	3,574,097
Delaware	168,493	318,085	897,934
District of Columbia	230,392	802,178	601,723
Florida	391,422	2,771,305	18,801,310
Georgia	1,837,353	3,444,578	9,687,653
Hawaii	N/A	499,794	1,360,301
Idaho	88,548	588,637	1,567,582
Illinois	3,826,352	8,712,176	12,830,632
Indiana	2,192,404	3,934,224	6,483,802
Iowa	1,912,297	2,621,073	3,046,355
Kansas	1,428,108	1,905,299	2,853,118
Kentucky	1,858,635	2,944,806	4,339,367
Louisiana	1,118,588	2,683,516	4,533,372
Maine	661,086	913,774	1,328,361
Maryland	1,042,390	2,343,001	5,773,552
Massachusetts	2,238,947	4,690,514	6,547,629
Michigan	2,093,890	6,371,766	9,883,640
Minnesota	1,310,283	2,982,483	5,303,925
Mississippi	1,289,600	2,178,914	2,967,297
Missouri	2,679,185	3,954,653	5,988,927
Montana	142,924	591,024	989,415
Nebraska	1,062,656	1,325,510	1,826,341
Nevada	47,355	160,083	2,700,551
New Hampshire	376,530	533,242	1,316,470
New Jersey	1,444,933	4,835,329	8,791,894
New Mexico	160,282	681,187	2,059,179
New York	6,003,174	14,830,192	19,378,102



## Activity Item 2: State Population Data Table (Cont.)

State Name	1890 Population	1950 Population	2010 Population
North Carolina	1,617,949	4,061,929	9,535,483
North Dakota	190,983	619,636	672,591
Ohio	3,672,329	7,946,627	11,536,504
Oklahoma	258,657	2,233,351	3,751,351
Oregon	317,704	1,521,341	3,831,074
Pennsylvania	5,258,113	10,498,012	12,702,379
Rhode Island	345,506	791,896	1,052,567
South Carolina	1,151,149	2,117,027	4,625,364
South Dakota	348,600	652,740	814,180
Tennessee	1,767,518	3,291,718	6,346,105
Texas	2,235,527	7,711,194	25,145,561
Utah	210,779	688,862	2,763,885
Vermont	332,422	377,747	625,741
Virginia	1,655,980	3,318,680	8,001,024
Washington	357,232	2,378,963	6,724,540
West Virginia	762,794	2,005,552	1,852,994
Wisconsin	1,693,330	3,434,575	5,686,986
Wyoming	62,555	290,529	563,626

Source: U.S. Census Bureau, 1890 Census, 1950 Census, 2010 Census

<https://www.census.gov/dataviz/visualizations/021/508.php>