

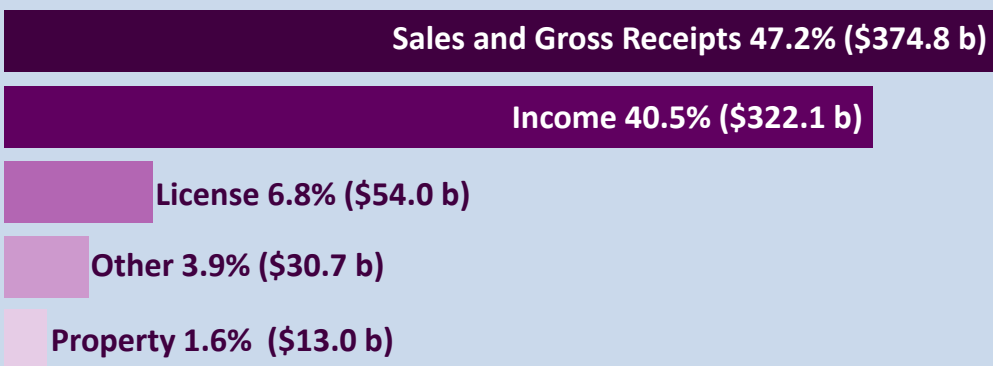
# 2012 State Tax Collections

The U.S. Census Bureau is currently conducting the 2012 Census of Governments. The Census of Governments identifies the scope and nature of the nation's state and local government sector; provides authoritative benchmark figures of public finance and public employment; classifies local government organizations, powers, and activities; and measures federal, state, and local fiscal relationships. One product of the 2012 Census of Governments is the Annual Survey of State Government Tax Collections. This survey provides a summary of taxes collected by the 50 states for up to 25 tax subcategories, that fall into five broad categories including: property taxes, sales and gross receipts taxes, license taxes, income taxes, and other taxes. All data are based on a state's fiscal year. For more information on the Census of Governments and its related products, visit [www.census.gov/govs](http://www.census.gov/govs).

## Five Tax Categories

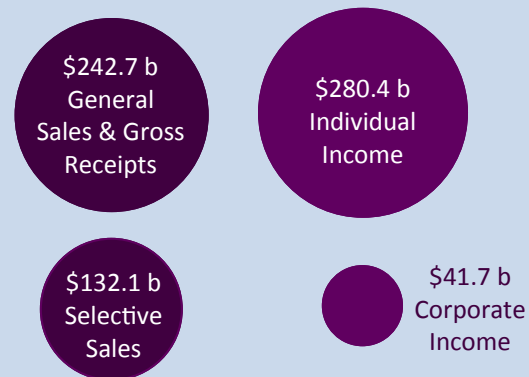


## Total Tax Collections by Category 2012



At **\$374.8 billion**, sales and gross receipts taxes are the largest sources of state government tax revenues in 2012. Income taxes account for **\$322.1 billion** of total state tax collections. Rounding out the top three categories is license taxes, measuring at **\$54.0 billion** of total state tax revenue.

## A Deeper Look at Sales and Gross Receipts and Income Taxes

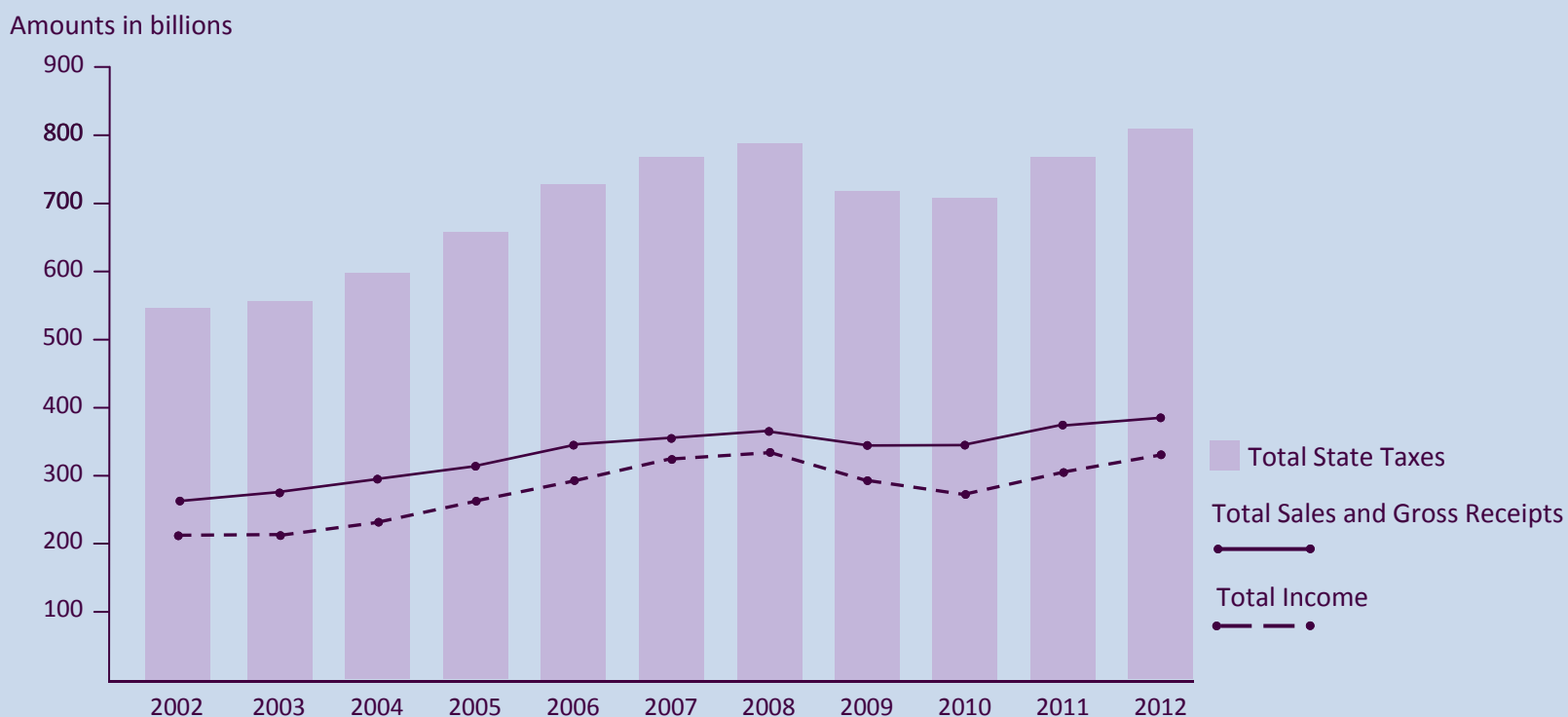


Sales and gross receipts taxes are distinguished between general sales and gross receipts taxes, and selective sales and gross receipts taxes. Subcategories of selective sales and gross receipts taxes include motor fuel sales, alcoholic beverage sales, public utilities sales, insurance premium sales, tobacco product sales, pari-mutuels sales, amusement sales, and other selective sales and gross receipts. Income taxes are comprised of individual income taxes and corporation net income taxes.

At **\$280.4 billion**, individual income taxes are the single largest source of state tax revenue in 2012. General sales tax revenue is the second largest component of state tax revenue.

## Total State Tax Collections 2002-2012

The figure below displays the historical trend of state tax revenue collections from 2002-2012. Before 2009, state tax collections grew each year. In 2009, states began to see a decline in their tax collection revenue, with the largest decrease occurring in 2009. Total state tax collection only started to report positive growth again in 2011. The figure also shows similar trends for general sales and gross receipts taxes and income taxes in the same time period.



Source: U.S. Census Bureau, 2012 Census of Governments: Finance - Survey of State Government Tax Collections. [www.census.gov/govs/statetax](http://www.census.gov/govs/statetax)