

Stephen J. Blumberg, PhD

Associate Director for Science
Division of Health Interview Statistics
National Center for Health Statistics
sblumberg@cdc.gov

August 28, 2015

National Health Interview Survey

- ❑ **Conducted by:** CDC's National Center for Health Statistics
- ❑ **Purpose:** To monitor the health of the US population through the collection and analysis of data on a broad range of health topics
- ❑ **Sample:** Multi-stage, clustered national sample of housing units from every state, to be representative of the civilian noninstitutionalized US population
- ❑ **Mode:** In-person interviews by Census interviewers
- ❑ **Data collection:** Continuous, with annual data files
- ❑ **Goal:** Complete interviews for 35,000+ households

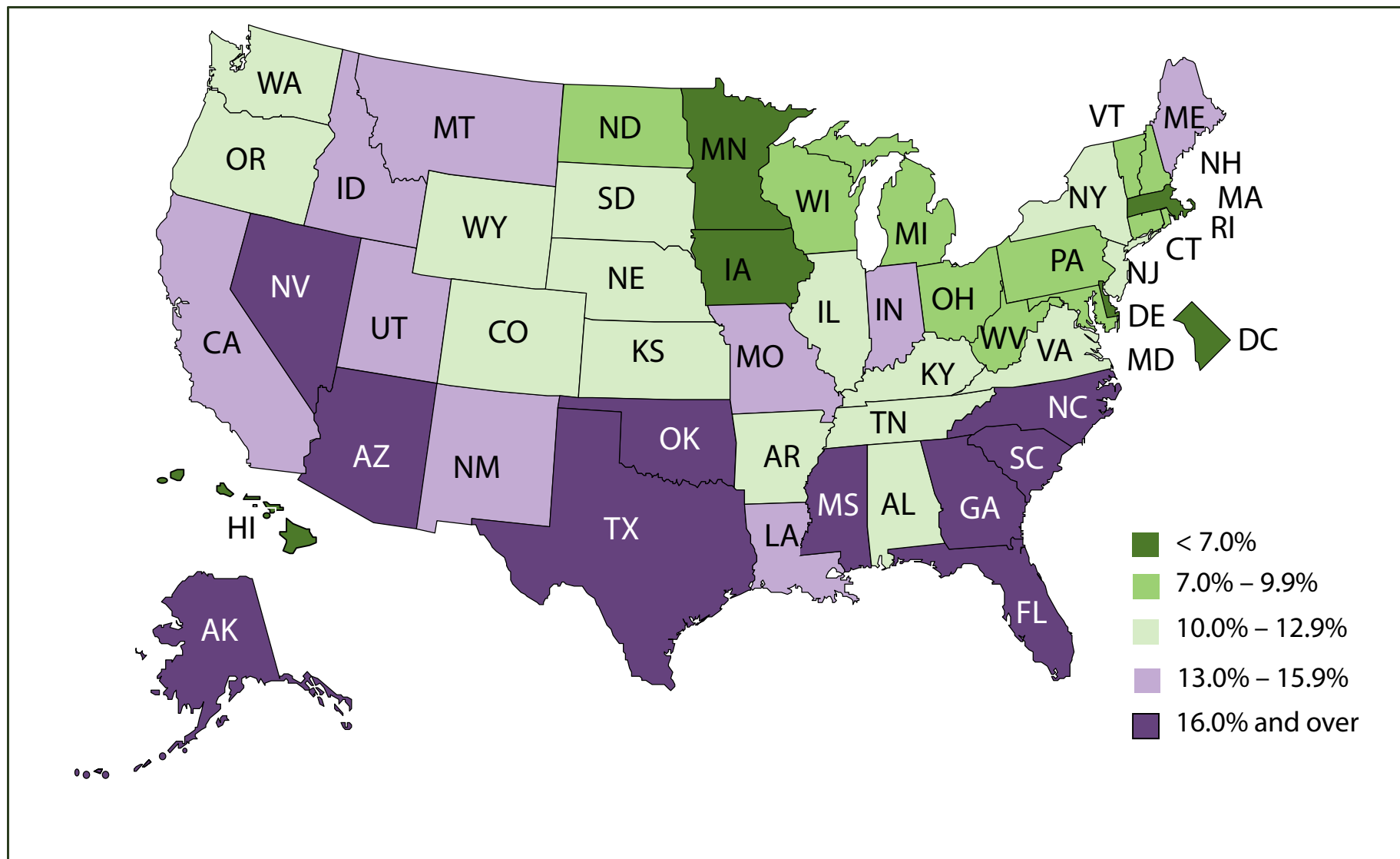
General Approach to NHIS Insurance Content *Since 1997*

- ❑ Ask whether anyone in the family has health insurance coverage**
- ❑ Ask about the sources of coverage for each family member**
- ❑ Ask detailed questions about each type of coverage**
- ❑ Collect the complete names of private and public plans, from the health plan card, if possible**
- ❑ Confirm no coverage and ask follow-up questions for those said to be uninsured**
- ❑ Identify inconsistencies and correct errors**

Strengths of the NHIS Health Insurance Data

- ❑ Collected in the context of data on health conditions, illness, disability, health care use, preventive health screenings, affordability of care, etc.**
- ❑ Historical data to evaluate changes in coverage, measured at the time of the survey using the same general approach since 1997**
- ❑ Collection of information to help verify public and private coverage, including exchange-based coverage**
- ❑ Sufficient sample sizes to permit annual coverage estimates for all states in 2014**

Uninsured at the time of interview for persons under age 65, by state: United States, 2014



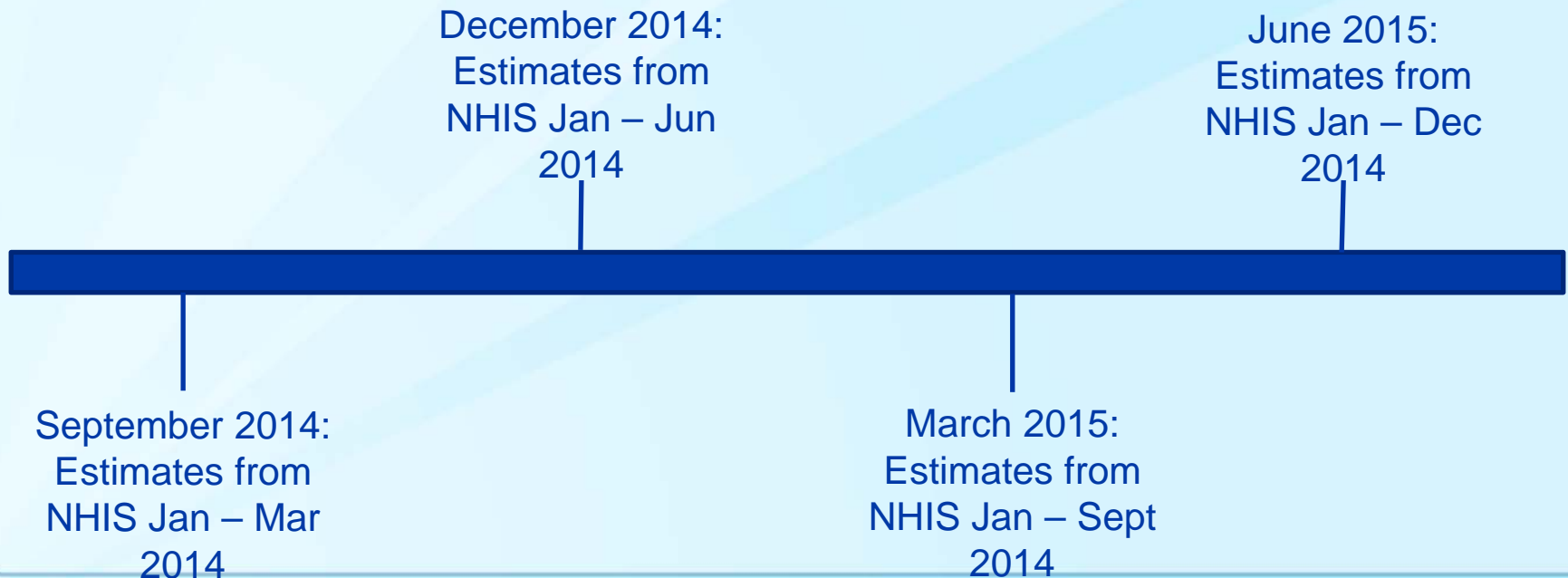
NOTE: Data are based on household interviews of a sample of the civilian noninstitutionalized population.
DATA SOURCE: CDC/NCHS, National Health Interview Survey, 2014, Family Core component.

National Health Interview Survey (NHIS) Early Release (ER) Program

- ❑ **NHIS is conducted throughout the year based on monthly random samples.**
- ❑ **Annual files released six months after the completion of data collection.**
- ❑ **Early Release Products are developed prior to final processing and weighting to provide early access to the most recent information.**
- ❑ **Every three months, the ER Program produces:**
 - **A report on 15 key health indicators**
 - **A report on health insurance coverage**
 - **Web tables with quarterly health insurance estimates**
 - **Preliminary microdata file used for these reports**

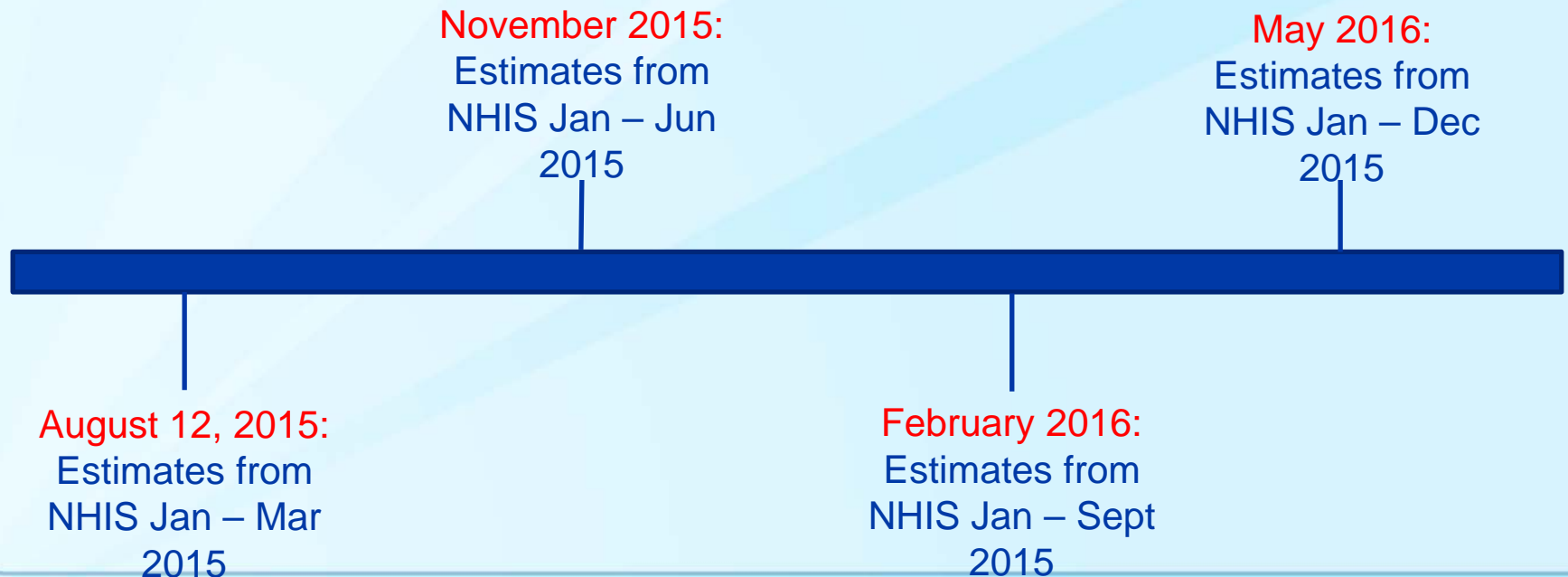
Early Release Health Insurance Estimates Represent an Average Over the Months Included

- ❑ September release has been based on answers collected between January through March
- ❑ December release has been based on January–June
- ❑ March release has been based on January–September
- ❑ June release has been based on January–December



Early Release Health Insurance Estimates and Data Files Will Be Released One Month Earlier

- ❑ **August** release was based on answers collected between January through March
- ❑ **November** release will be based on January–June
- ❑ **February** release will be based on January–September
- ❑ **May** release will be based on January–December



In the first 3 months of 2015:

- Seven million fewer persons lacked health insurance coverage compared to 2014 (29 million vs. 36 million)



NATIONAL HEALTH INTERVIEW SURVEY EARLY RELEASE PROGRAM

Health Insurance Coverage: Early Release of Estimates From the National Health Interview Survey, January–March 2015

by Robin A. Cohen, Ph.D., and Michael E. Martinez, M.P.H., M.H.S.A.
Division of Health Interview Statistics, National Center for Health Statistics

What's New?

- This report has a revised format. The text has been reduced and the number and content of the figures have been modified. All estimates that were reported in the old format are still presented either in the report itself or the tables.

Highlights

- The number of uninsured persons continued to decline from 2013. In the first 3 months of 2015, 29 million persons of all ages (9.2%) were uninsured at the time of interview, 7 million fewer persons than in 2014.
- Among adults aged 18–64, the percentage uninsured decreased from 16.3% in 2014 to 13.0% in the first 3 months of 2015. There was a corresponding increase in private coverage, from 67.3% to 70.4%.
- Among children under age 18 years, the percentage with private coverage increased from 52.6% in 2013 to 56.3% in the first 3 months of 2015, reversing a 14-year trend of declining rates of private coverage.
- Among those under age 65, the percentage with private coverage through the Health Insurance Marketplace or state-based coverage increased from 2.5% (6.7 million persons) in the first 3 months of 2014 to 3.5% (10.1 million persons) in the first 3 months of 2015.

Introduction

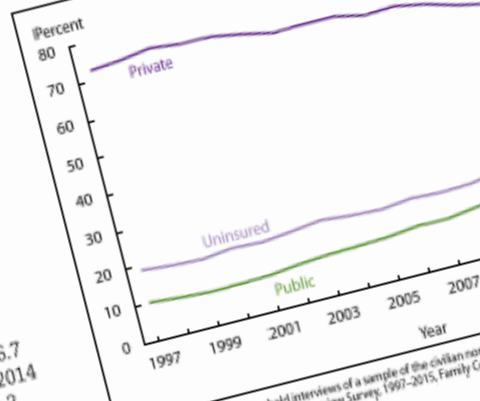
This report from the Centers for Disease Control and Prevention's (CDC) National Center for Health Statistics (NCHS) presents selected estimates of health insurance coverage for the civilian noninstitutionalized U.S. population based on data from the January–March 2015 National Health Interview Survey (NHIS), along with comparable estimates from the 2010–2014 NHIS. Estimates for 2015 are based on data for 26,121 persons.

Three estimates of lack of health insurance coverage are provided:
(a) uninsured at the time of interview,
(b) uninsured at least part of the year prior to interview (which includes

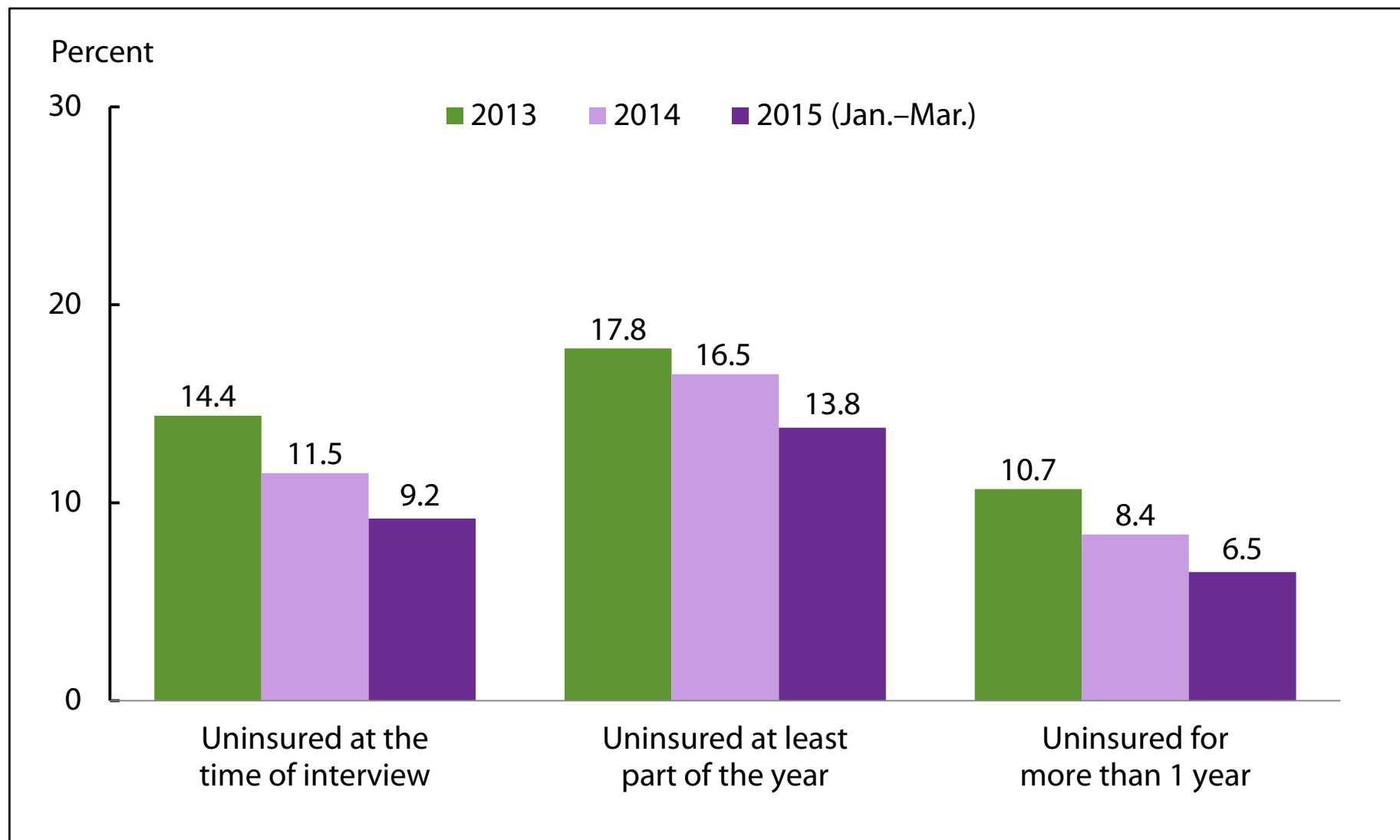
persons uninsured for more than 12 months prior to interview, and (c) uninsured for more than 6 months prior to interview. Estimates of public coverage, coverage through health insurance exchanges, and enrollment in deductible health plans (HDHP) are also presented. Detailed health plan characteristics are also presented by selected demographic groups. Detailed demographic information is provided in the Technical Report.

This report is updated annually and is part of the NHIS Early Release Program, which releases estimates that are available on the NHIS website at <http://www.cdc.gov/nchs/nhis>. Estimates for each of the selected demographic

Figure 1. Percentage of adults aged 18–64 who were uninsured or had private coverage at the time of interview: United States, 1997–March 2015



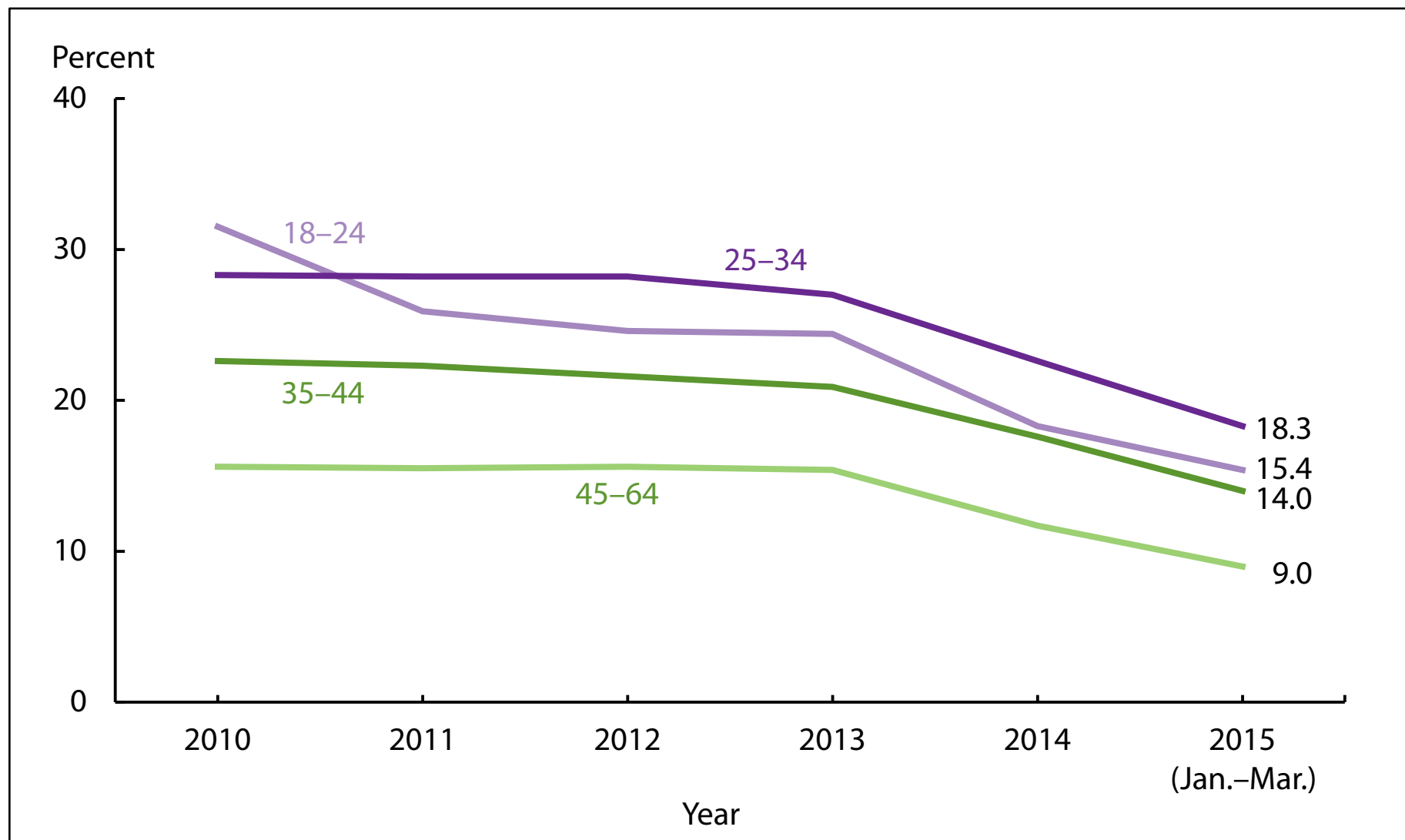
Percentages of persons of all ages without health insurance using three measures of uninsurance: United States, 2013–March 2015



NOTE: Data are based on household interviews of a sample of the civilian noninstitutionalized population.

SOURCE: CDC/NCHS, National Health Interview Survey, 2015, Family Core component.

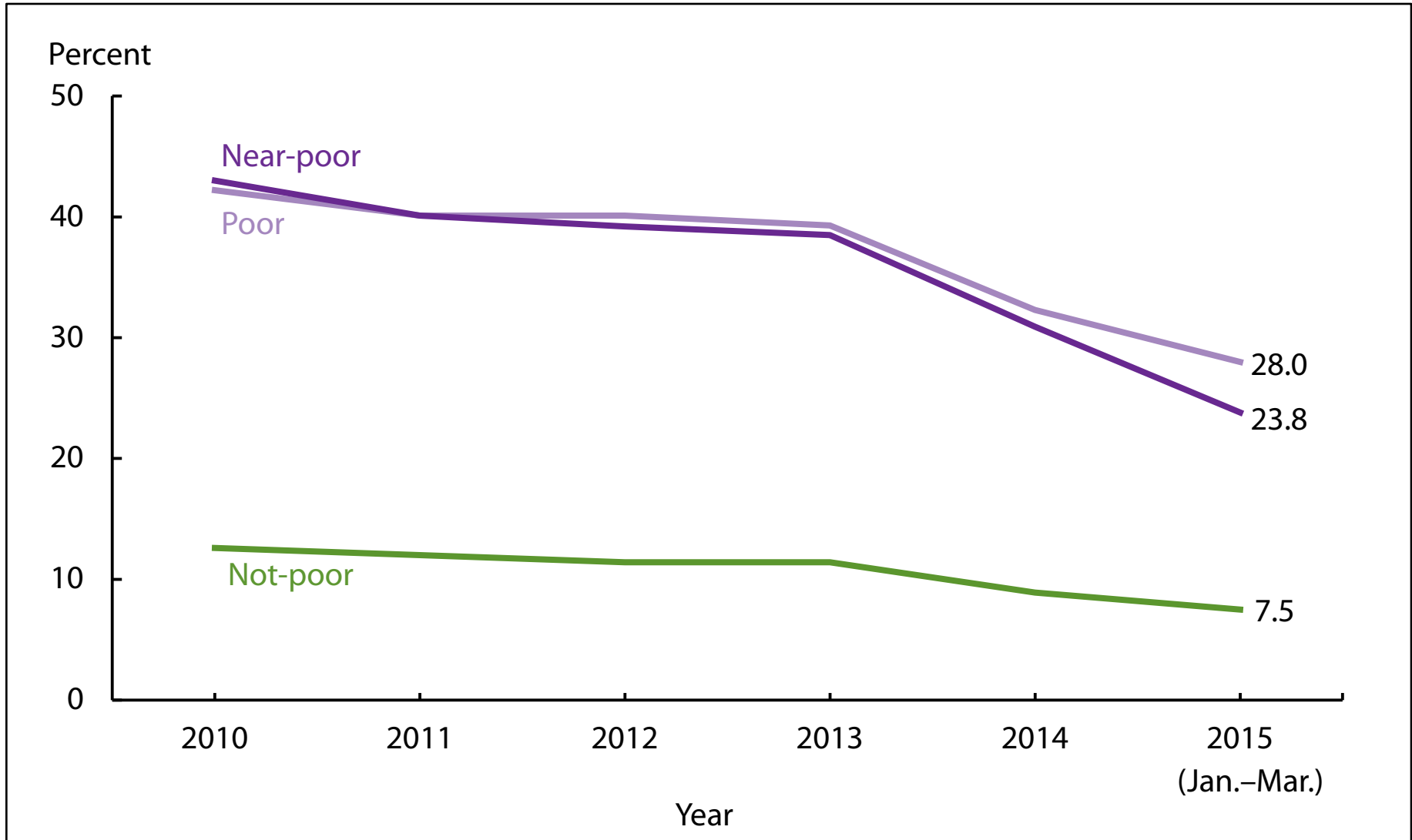
Percentage of adults aged 18–64 who were uninsured at the time of interview, by age group: United States, 2010–March 2015



NOTE: Data are based on household interviews of a sample of the civilian noninstitutionalized population.

SOURCE: CDC/NCHS, National Health Interview Survey, 2010–2015, Family Core component.

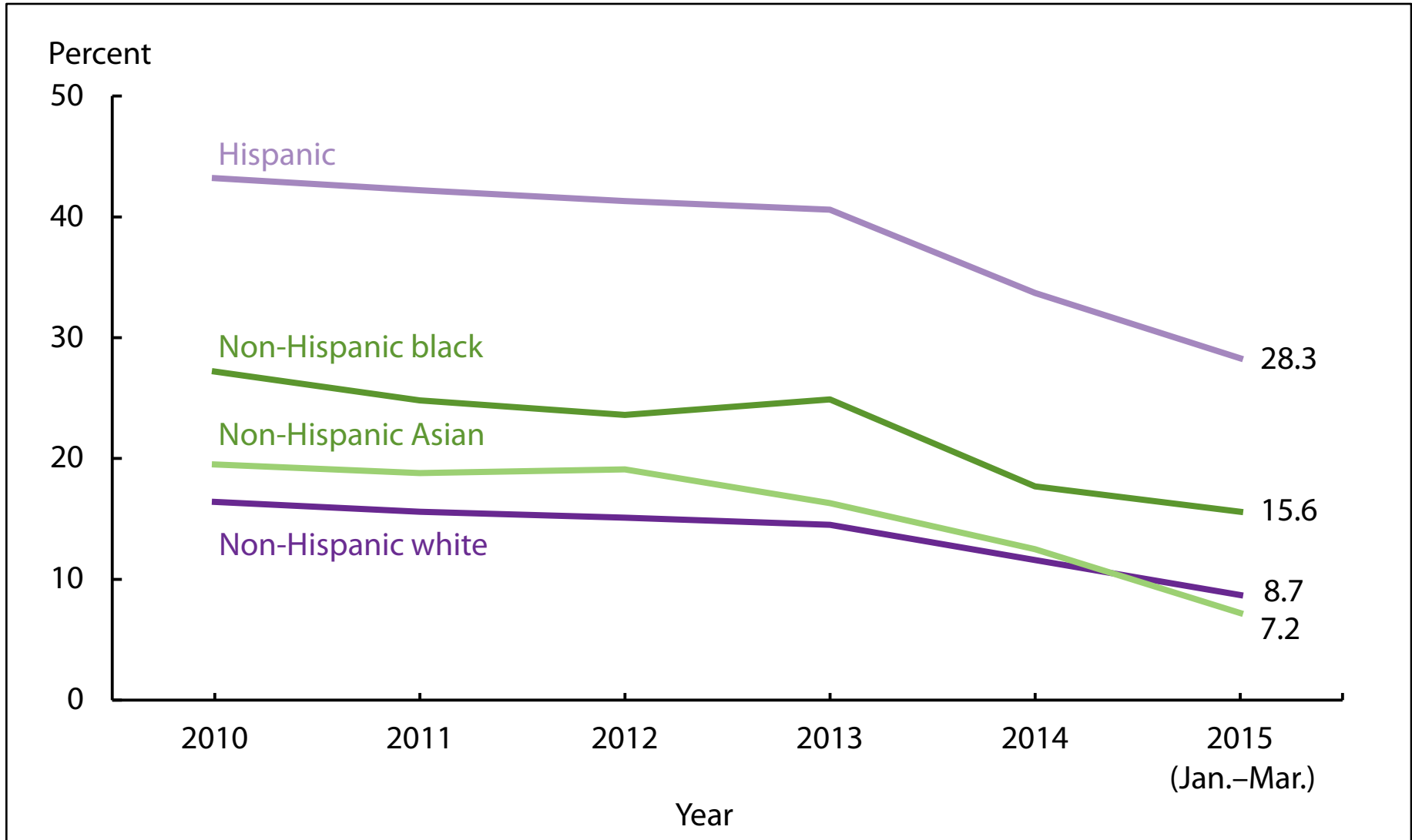
Percentage of adults aged 18–64 who were uninsured at the time of interview, by poverty status: United States, 2010–March 2015



NOTE: Data are based on household interviews of a sample of the civilian noninstitutionalized population.

SOURCE: CDC/NCHS, National Health Interview Survey, 2010–2015, Family Core component.

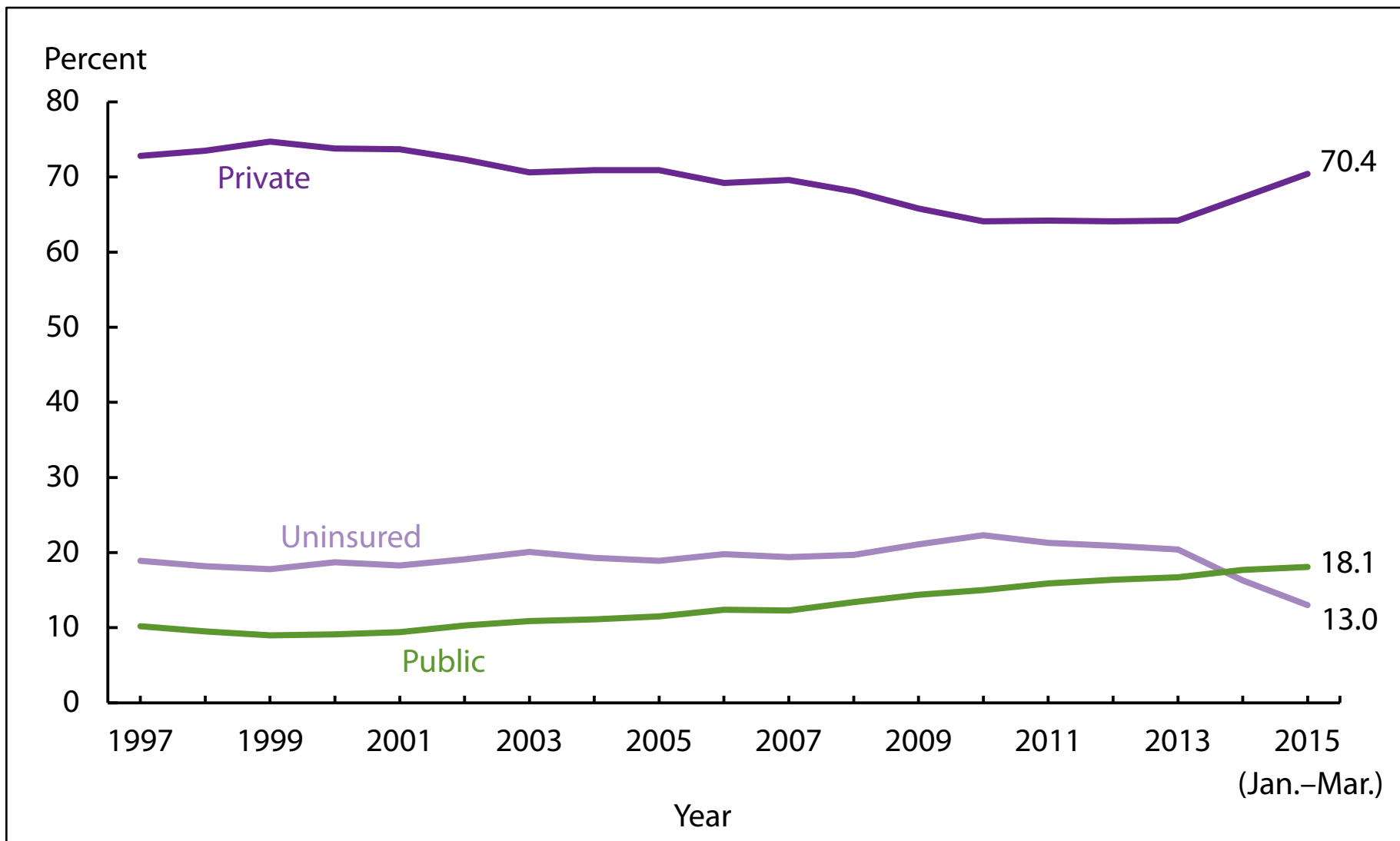
Percentage of adults aged 18–64 who were uninsured at the time of interview, by race and ethnicity: United States, 2010–March 2015



NOTE: Data are based on household interviews of a sample of the civilian noninstitutionalized population.

SOURCE: CDC/NCHS, National Health Interview Survey, 2010–2015, Family Core component.

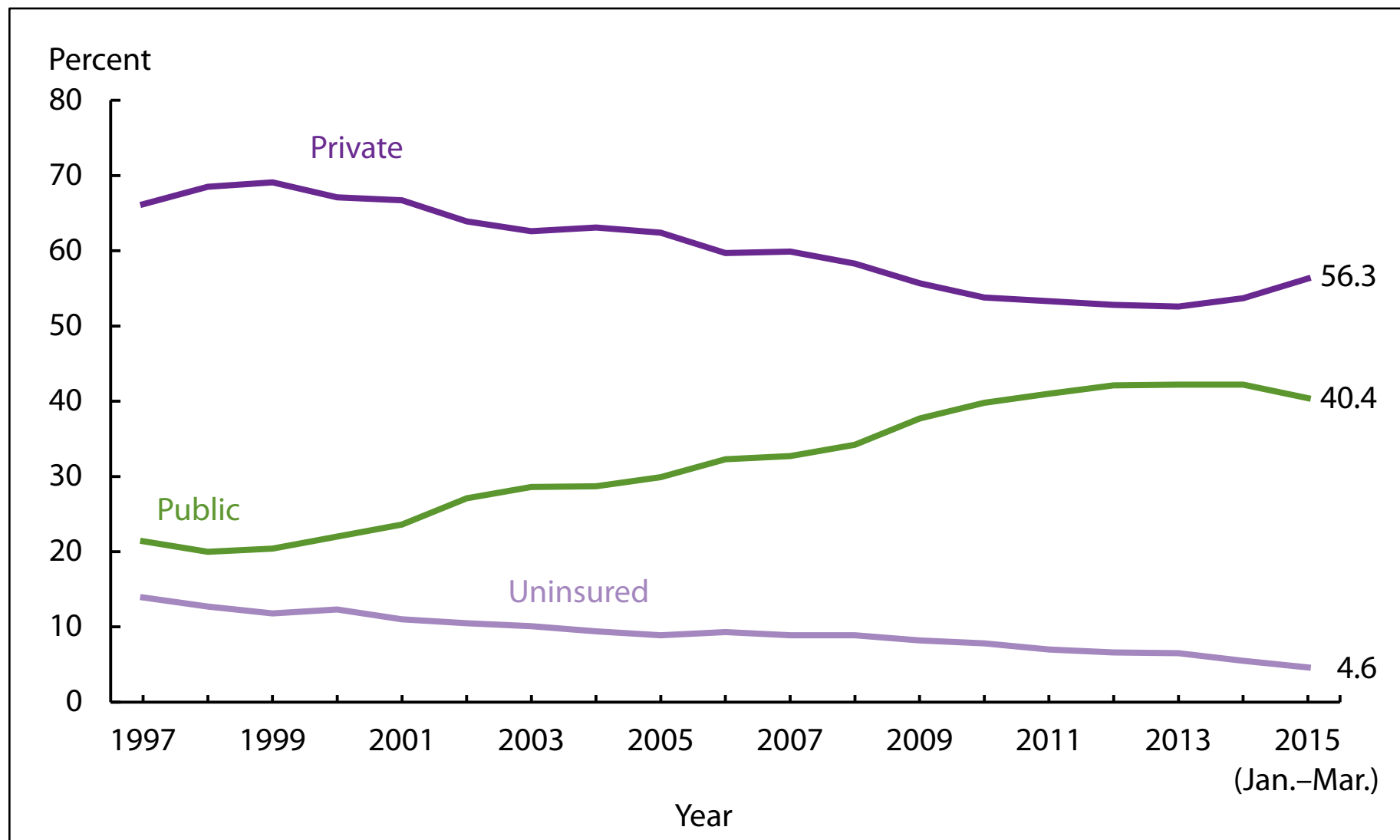
Percentage of adults aged 18–64 who were uninsured or had private or public coverage at the time of interview: United States, 1997–March 2015



NOTE: Data are based on household interviews of a sample of the civilian noninstitutionalized population.

SOURCE: CDC/NCHS, National Health Interview Survey, 1997–2015, Family Core component.

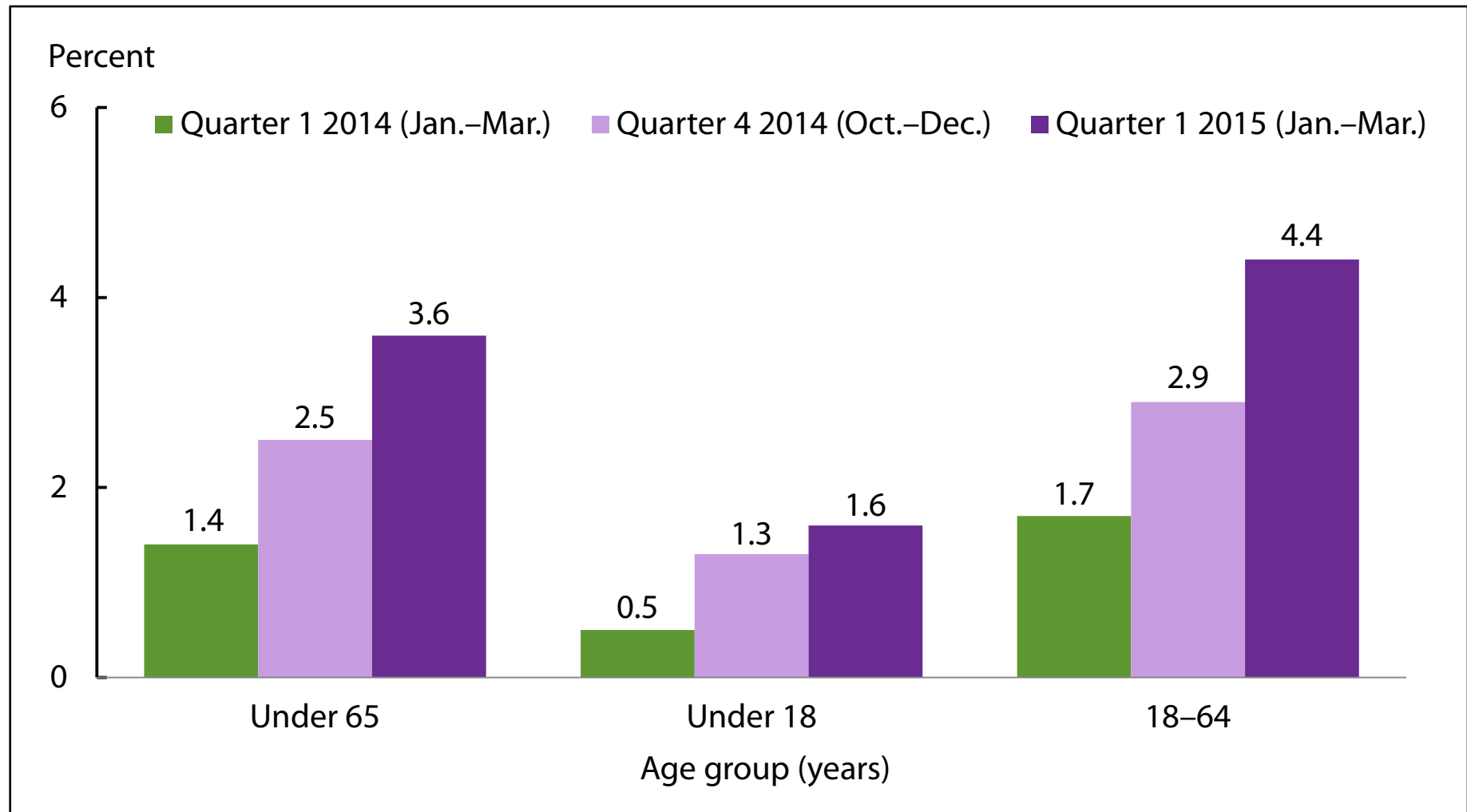
Percentage of children aged 0–17 who were uninsured or had private or public coverage at the time of interview: United States, 1997–March 2015



NOTE: Data are based on household interviews of a sample of the civilian noninstitutionalized population.

SOURCE: CDC/NCHS, National Health Interview Survey, 1997–2015, Family Core component.

Percentage of persons under age 65 with private health insurance obtained through the Health Insurance Marketplace or state-based exchanges, by age group and selected quarters: United States, January 2014–March 2015



NOTES: Includes persons who have purchased a private health insurance plan through the Health Insurance Marketplace or state-based exchanges that were established as part of the Affordable Care Act of 2010 (P.L. 111–148, P.L. 111–152). All persons who have exchange-based coverage are considered to have private health insurance. Data are based on household interviews of a sample of the civilian noninstitutionalized population.

SOURCE: CDC/NCHS, National Health Interview Survey, 2014 and 2015, Family Core component.

Additional Content of Health Insurance Early Release Report

- ❑ **Percentages of persons in high-deductible health plans**
 - Without a health savings account
 - In a consumer directed health plan

- ❑ **Subnational coverage estimates**
 - By expanded regions (9 – similar to Census divisions)
 - By state Medicaid expansion status
 - By state Health Insurance Marketplace type
 - By selected states (in November, February, and May reports)

Early Release Health Insurance Estimates are Preliminary

- ❑ **Based on a streamlined version of final processing procedures.**
 - More automated
 - Based on the prior year's list of health insurance plan names (list was updated with latest exchange plans for August release)
 - Does not distinguish between individual types of public programs
- ❑ **Preliminary estimates are generally close to the final estimates.**
 - Within 0.1 percentage points for the proportion uninsured
 - Within 0.2 or 0.3 percentage points for estimates of private and public coverage

Upcoming Releases of NHIS Insurance Data

- ❑ **September 1, 2015** – Early release of key health indicators, based on data from Jan–Mar 2015
- ❑ **September 16, 2015** – Updated comparison of NHIS and CPS point-in-time estimates
- ❑ **November 2015** – Early release of health insurance coverage estimates, based on data from Jan–Jun 2015

NATIONAL HEALTH INTERVIEW SURVEY EARLY RELEASE PROGRAM

In Collaboration with the U.S. Census Bureau's Social, Economic, and Housing Statistics Division

Comparison of the Prevalence of Uninsured Persons From the National Health Interview Survey and the Current Population Survey, 2014 and 2015

The table below provides a side-by-side comparison of recent estimates of uninsurance from the National Center for Health Statistics' National Health Interview Survey (NHIS) and the U.S. Census Bureau's Current Population Survey (CPS). These two surveys are pillars of the federal statistical community's measurement approach to health insurance coverage. However, the 2014 CPS was the first time that the Census Bureau had been able to use that survey to produce estimates of the percentage of persons who lacked health insurance coverage at the time of survey interview. In previous years, CPS produced estimates only of the percentage of persons who lacked health insurance coverage for the entire preceding calendar year. The table below includes the recently released estimates based on 2015 data as well as the previously released estimates based on 2014 data.

Although both NHIS and CPS now measure similar concepts, differences in survey data collection methods and time periods, sampling error, nonresponse, and data processing lead to minor differences in estimates. Detailed technical information about NHIS estimates is available from: <http://www.cdc.gov/nchs/data/nhis/earlyrelease/insur201409.pdf>. Detailed information about CPS is available from: <http://www.census.gov/content/dam/Census/library/publications/2014/demo/p60-250.pdf>.

Percentage (and standard error) of persons who lacked health insurance coverage at the time of interview, by age group, race/ethnicity (among persons aged 18–64), and survey data source: United States, 2014 and 2015

Selected characteristic	NHIS, January–March 2014 ¹	CPS, February–April 2014 ²	2014 difference (percentage points)	NHIS, January–March 2015 ¹	CPS, February–April 2015 ²	2015 difference (percentage points)
Age (years)						
All ages	13.1 (0.41)	13.8 (0.14)	–0.7			
Under 65	15.2 (0.47)	15.8 (0.16)	–0.6			
Under 18	6.6 (0.55)	8.5 (0.21)	*–1.9			
18–64	18.4 (0.55)	18.5 (0.19)	–0.1			
18–24	18.9 (1.10)	21.3 (0.55)	–2.4			
19–25	20.9 (1.12)	23.0 (0.53)	–2.1			
25–34	24.9 (0.99)	23.8 (0.42)	1.1			
35–44	20.3 (0.97)	19.1 (0.39)	1.2			
45–64	14.0 (0.63)	14.5 (0.24)	–0.5			
65 and over	0.9 (0.19)	1.7 (0.15)	*–0.8			
Race/ethnicity ³						
Aged 18–64:						
Hispanic or Latino	35.7 (1.43)	33.2 (0.53)	2.5			
Not Hispanic or Latino:						
White, single race	13.5 (0.58)	14.1 (0.27)	–0.6			
Black, single race	20.2 (1.16)	21.3 (0.58)	–1.1			

¹Significant difference between National Health Interview Survey (NHIS) and Current Population Survey (CPS) estimates of the percentage who lacked health insurance coverage at the time of interview ($p < 0.05$).


²A person was defined as uninsured in NHIS if he or she did not have any private health insurance, Medicare, Medicaid, Children's Health Insurance Program (CHIP), state-sponsored or

Upcoming Releases of NHIS Insurance Data

- ❑ **September 1, 2015** – Early release of key health indicators, based on data from Jan–Mar 2015
- ❑ **September 16, 2015** – Updated comparison of NHIS and CPS point-in-time estimates
- ❑ **November 2015** – Early release of health insurance coverage estimates, based on data from Jan–Jun 2015

Early Release Reports on the NHIS Website

<http://www.cdc.gov/nchs/nhis.htm>

CDC Home
 Centers for Disease Control and Prevention
CDC 24/7: Saving Lives. Protecting People.™

NCHS
 All CDC Topics

SEARCH

A-Z Index [A](#) [B](#) [C](#) [D](#) [E](#) [F](#) [G](#) [H](#) [I](#) [J](#) [K](#) [L](#) [M](#) [N](#) [O](#) [P](#) [Q](#) [R](#) [S](#) [T](#) [U](#) [V](#) [W](#) [X](#) [Y](#) [Z](#) <#>

National Health Interview Survey

[National Health Interview Survey](#)

About NHIS
What's New
Coming Events
Questionnaires, Datasets, and Related Documentation
Special Topics
NHIS on Disability
Survey Reports and Data Linked to NHIS
Listserv

[Print page](#)

[Facebook](#) [Twitter](#) [+](#)


The National Health Interview Survey (NHIS) has monitored the health of the nation since 1957. NHIS data on a broad range of health topics are collected through personal household interviews. For over 50 years, the U.S. Census Bureau has been the data collection agent for the National Health Interview Survey. Survey results have been instrumental in providing data to track health status, health care access, and progress toward achieving national health objectives.


[New in 2014: Native Hawaiian and Pacific Islander \(NHPI\) NHIS](#)


What's New

- [Imputed Income Files, 2014 \(8/2015\)](#)
- [Health Insurance Coverage: Estimates From the National Health Interview Survey, January-March 2015](#) [PDF - 1 MB] (8/12/2015)
- [Health Insurance Coverage: Early Release of Quarterly Estimates From the National Health Interview Survey, January 2010-March 2015](#) [PDF - 1 MB] (8/12/2015)
- [Preliminary Quarterly Microdata File, 2015 Quarter 1](#) [PDF - 168 KB] (8/12/2015)
- [Any Visit to the Eye Doctor in the Past 12 Months Among Adults Diagnosed With Diabetes, by Years Since Diabetes Diagnosis and by Age: United States, 2012-2013 \(8/2015\)](#)
- [Health Care Access and Utilization Among Adults Aged 18-64, by Race and Hispanic Origin: United States, 2013 and 2014 \(7/2015\)](#)

Contact Us:

 Division of Health Interview Statistics, National Center for Health Statistics
3311 Toledo Rd, Room 2217
Hyattsville, MD 20782-2064

 (301) 458-4901
(301) 458-4001


 nhis@cdc.gov
[Contact CDC-INFO](#)


Related Sites


- [NHIS Early Release Program](#)
- [Surveys and Data Collection Systems](#)
- [Integrated Version of Selected NHIS Variables](#)
- [Joint Canada/United States Survey of Health](#)
- [Child and Family Statistics](#)


Selected Participants


Have you been selected to take part in the National Health Interview Survey?


 [NHIS Brochure](#) [PDF - 715 KB]

 [Folleto de NHIS](#) [PDF - 536 KB]

 [Confidentiality Brochure](#) [PDF - 591 KB]

 [Folleto de Confidencial](#) [PDF - 785 KB]


 [Early Release Brochure](#) [PDF - 1.2 MB]



NHIS Early Release Program Website

<http://www.cdc.gov/nchs/nhis/releases.htm>

CDC Home



Centers for Disease Control and Prevention
CDC 24/7: Saving Lives. Protecting People.™

NCHS
 All CDC Topics

A-Z Index [A](#) [B](#) [C](#) [D](#) [E](#) [F](#) [G](#) [H](#) [I](#) [J](#) [K](#) [L](#) [M](#) [N](#) [O](#) [P](#) [Q](#) [R](#) [S](#) [T](#) [U](#) [V](#) [W](#) [X](#) [Y](#) [Z](#) <#>

Publications and Information Products

Publications and Information Products


- Data Briefs
- Early Release**
- Health E-Stats
- Health, United States
- Life Tables
- National Health Statistics Reports
- National Vital Statistics Reports
- Vital and Health Statistics Series
- Vital Statistics Rapid Release
- Other Publications
- Citations for NCHS Publications and Electronic Media

[NCHS Home](#) > [Publications & Information Products](#) > [Publications and Information Products](#)

[f](#) [t](#) [+](#)


The National Health Interview Survey Early Release Program


The Early Release (ER) Program of the National Health Interview Survey (NHIS) provides analytic reports and preliminary microdata files on an expedited schedule. NHIS data users can have access to these very timely reports and microdata files without having to wait for the final annual NHIS microdata files to be released in late June following the end of each data collection year. ER reports and microdata files are produced prior to final data editing and final weighting to provide early access to the most recent information from NHIS. Some ER products are available as soon as nine months before the public use files are released. Below are descriptions of and links to each type of ER product.


- The online report **Selected Estimates Based on Data from the National Health Interview Survey** is published quarterly and provides estimates of 15 selected key health indicators (one of which is health insurance). The first report for each data collection year (January through December) is released in about September and is based on NHIS data from the previous January through March. Each of the three subsequent quarterly reports is based, respectively, on an additional three months of data.
- The online report **Health Insurance Coverage: Estimates from the National Health Interview Survey** is published quarterly and provides additional detailed estimates of health insurance coverage by selected demographic characteristics. The first report for each data collection year (January through December) is released in about September and is based on NHIS data from the previous January through March. Each of the three subsequent quarterly reports is based, respectively, on an additional three months of data.
- The online report **Wireless Substitution: Estimates from the National Health Interview Survey** is published in about May and December of each year and provides updated estimates of trends in use of landline and wireless telephones by persons and in households.
- Other online ER reports and tabulations on special topics are released on an as-needed basis. Some of these also are found at [Responses to Recent Health Policy Data Requests](#).
- Preliminary Quarterly Microdata Files**  [PDF - 168 KB] containing selected NHIS variables are made available via the NCHS Research Data Center (RDC). For each data collection year, these files are made available three times: in about September (with data from the first quarter), in about December (with data from the first two quarters), and in about March of the next year (with data from the first three quarters). Analysts wishing to use the files should follow standard procedures for using the RDC. Note that NCHS has RDC locations in Hyattsville, Maryland and

On this Page



- [Early Release Reports on Key Health Indicators](#)
- [Early Release Reports on Detailed Estimates of Health Insurance Coverage](#)
- [Early Release Reports on Wireless Substitution](#)
- [Early Release Reports and Tabulations on Special Topics](#)
- [Preliminary Quarterly Microdata Files](#)

 Print page

 Get email updates



Contact Us:

-  National Center for Health Statistics
3311 Toledo Rd
Room 5419
Hyattsville, MD 20782-2064
-  1 (800) 232-4636
TTY: 1 (888) 232-6348
- [Contact CDC-INFO](#)

Data and Statistics

- [Data Visualization Gallery](#)
- [FastStats](#)
- [MMWR QuickStats](#)

Ordering Information

- [Printed Publications](#)
- [Birth, Death, Marriage and Divorce Certificates](#)
- [Government Printing Office Bookstore](#)
- [How to Order from the National Technical Information Service](#)

To receive announcements about Early Releases and other NHIS data releases and publications, visit the NCHS website at:

http://www.cdc.gov/nchs/nhis/nhis_listserv.htm

