


Census 2000 Supplementary Survey: An Operational Feasibility Test

Nancy M. Gordon
Associate Director for Demographic Programs
U.S. Census Bureau
July 2001




U S C E N S U S B U R E A U

Helping You Make Informed Decisions


Overview

- Background
- Survey Methodology
- Data Findings
- Comparability
- Next Steps
- Summary
- Contact Information






Background



- The Census 2000 Supplementary Survey (C2SS) was an operational test for collecting long form-type data.
- Largest household survey ever conducted by the Census Bureau, other than the census long form.
- Provides current information for the country, 50 states and the District of Columbia.



Survey Methodology




- 700,000 household survey conducted in 1,203 counties nationwide.
- Data collected using the American Community Survey (ACS) methodology and questionnaire.
- Data gathered throughout year.
 - Mailout/mailback questionnaire;
 - Computer Assisted Telephone Interviews (CATI); and
 - Computer Assisted Personal Interviews (CAPI).
- Over 96 percent response rate.




C2SS Data Findings

- First release of Census 2000 Supplementary Survey results to include 107 core tables.
- Narrative and tabular profiles.
- Demographic, economic, social and housing characteristics for the country, 50 states and the District of Columbia.
- Data estimate changes during the 1990s for many characteristics.






Types of Comparisons

- 
- Comparisons among states using data from the Census 2000 Supplementary Survey.
 - National and state comparisons of C2SS data with 1990 census long form estimates.
 - Comparisons with Census 2000 long form results in the future.




Comparisons: C2SS Data for States



- Educational Attainment: population age 25 years and over with a bachelor's degree or more.
 - United States, 25.1 percent
 - Highest percentages:
 - District of Columbia, 41.1 percent
 - Massachusetts, 34.9 percent
 - Colorado, 33.4 percent
 - Connecticut, 33.3 percent




Comparisons: C2SS Data for States



- Language spoken at home: percent of population who speak a language other than English at home.
 - United States, 17.6 percent
 - Highest percentages:
 - California, 39.5 percent
 - New Mexico, 35.5 percent
 - Texas, 32.0 percent



Comparisons: C2SS Data for States

- 
- Median housing value: dollar value of owner-occupied, one family housing units.
 - United States, \$120,162
 - Highest values:
 - Hawaii, \$284,536
 - California, \$215,597
 - Massachusetts, \$192,723



Comparability: 1990 Census to C2SS



- The C2SS provides a preliminary look at data similar to those that will be available from the Census 2000 long form.
- Legitimate comparisons to 1990 long form can be made, but not for all characteristics.
- Group Quarters population included in 1990 long form data, but not in the Supplementary Survey estimates.
- Some questions were changed substantially between 1990 and 2000.




Comparability: 1990 Census to C2SS



- C2SS characteristics most comparable to 1990 census long form results include:
 - Population Items
 - Age, sex, marital status, place of birth, citizenship, year of entry, *education*, *language*, veteran status, and commute to work.
 - Housing Items
 - Year householder moved in, rooms, plumbing, telephone service, vehicles available, heating fuel, tenure (owner/renter), monthly rent and selected monthly owner/renter costs.




Comparability: 1990 Census to C2SS



- C2SS characteristics comparable with some limitations to 1990 census long form results include:
 - Population Items
Household relationship, ancestry, occupation and industry.
 - Housing Items
Occupancy status, year built, year householder moved in and housing value.



Comparisons: 1990 Census to C2SS



- Educational Attainment:

- Population 25 years old and over with a bachelor's degree or more.

1990 (Census)

20.3 percent

2000 (C2SS)

25.1 percent

- Population 25 years old and over with no high school diploma or GED.

1990 (Census)


24.8 percent

2000 (C2SS)

18.4 percent



Comparisons: 1990 Census to C2SS



- Language spoken at home:
 - Percent of population who spoke a language other than English at home.

1990 (Census)

13.8 percent

2000 (C2SS)

17.6 percent

- Percent of population who spoke Spanish at home.

1990 (Census)

7.9 percent

2000 (C2SS)

10.5 percent




Comparability: C2SS to Census 2000



- Issues regarding collection of race and Hispanic origin data are complex.
 - Office of Management and Budget (OMB) decision to ask “One or more races” category first implemented for Census 2000.
 - Small changes in how a question is asked can result in different answers.
 - C2SS collection methods were not the same as Census 2000.
 - As expected, C2SS results differed.
- Census 2000 provides the official counts of the population.




Next Steps




- Additional releases of C2SS data.
 - Fall 2001: 107 core tables for substate areas (most counties and cities with populations of 250,000 or more).
 - Winter 2001: 700 non-core tables for country, 50 states and the District of Columbia.
- Comparisons of C2SS data with Census 2000 long form results in 2002.

Summary



- Census 2000 Supplementary Survey feasibility test an operational success.
- Data released today are an example of what will be available every year for smaller areas from the American Community Survey beginning in 2004, pending congressional funding.
- These data reflect many aspects of how the country has changed over the decade.

Contact Information



- Visit the Census Bureau Web sites:
 - [<www.census.gov>](http://www.census.gov)
 - [<http://factfinder.census.gov>](http://factfinder.census.gov)
 - [<www.census.gov/c2ss/www>](http://www.census.gov/c2ss/www)
- Contacts:
 - Public Information Office
 - 301-457-3691
 - e-mail: 2000usa@census.gov