HEALTH INSURANCE COVERAGE ESTIMATES

Percent Uninsured, 2007

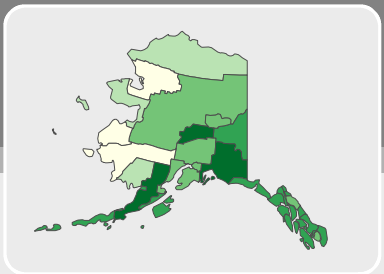

Low Income Women of All Races, Age 40 to 64

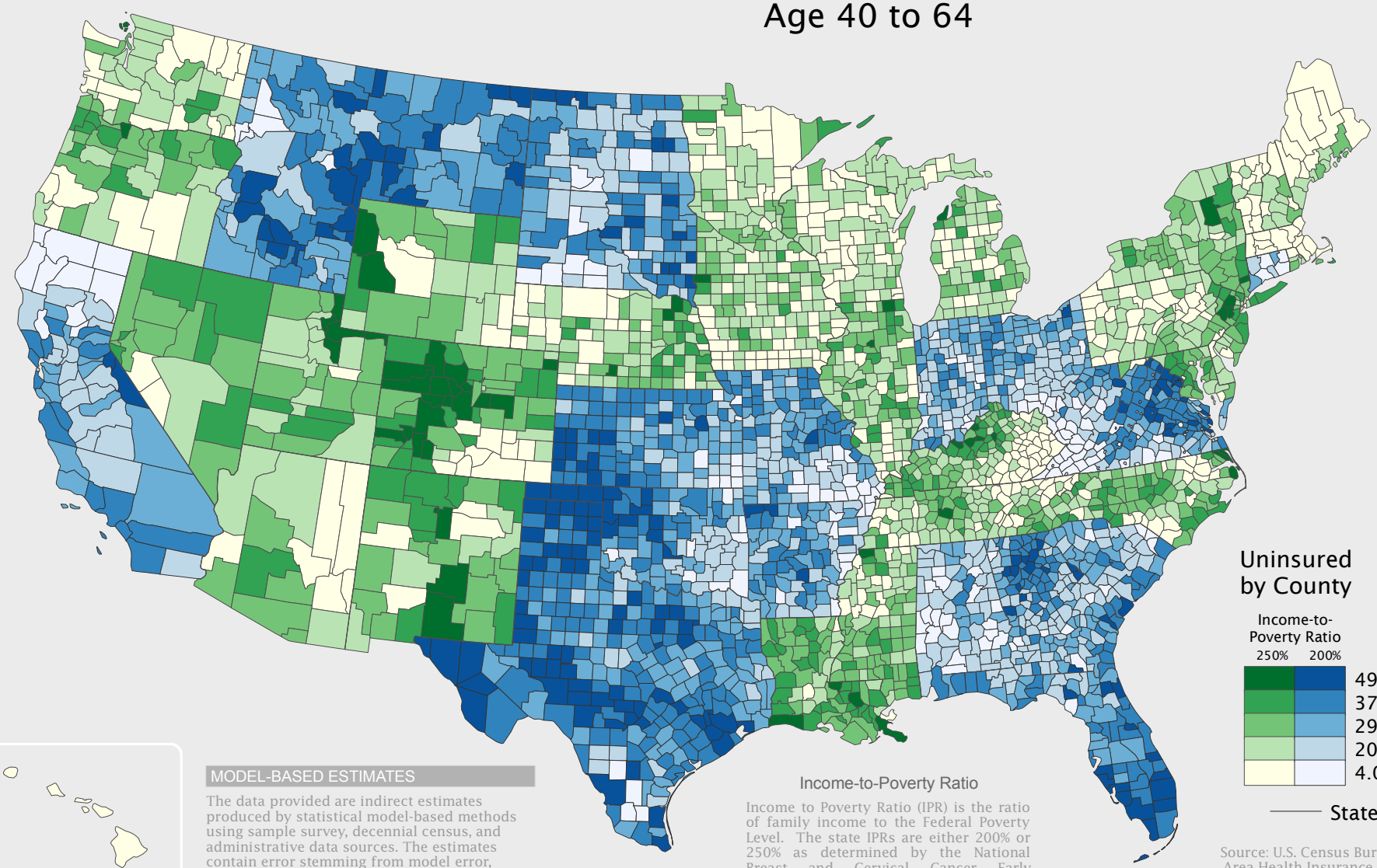

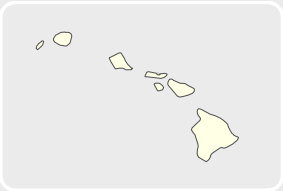

Uninsured by County

Income-to-Poverty Ratio

250%	200%	
		49.5 to 77.5
		37.8 to 49.4
		29.1 to 37.7
		20.7 to 29.0
		4.0 to 20.6

State

MODEL-BASED ESTIMATES

The data provided are indirect estimates produced by statistical model-based methods using sample survey, decennial census, and administrative data sources. The estimates contain error stemming from model error, sampling error, and nonsampling error.

Income-to-Poverty Ratio

Income to Poverty Ratio (IPR) is the ratio of family income to the Federal Poverty Level. The state IPRs are either 200% or 250% as determined by the National Breast and Cervical Cancer Early Detection Program.

Source: U.S. Census Bureau, Small Area Health Insurance Estimates (SAHIE) Program, July 2010