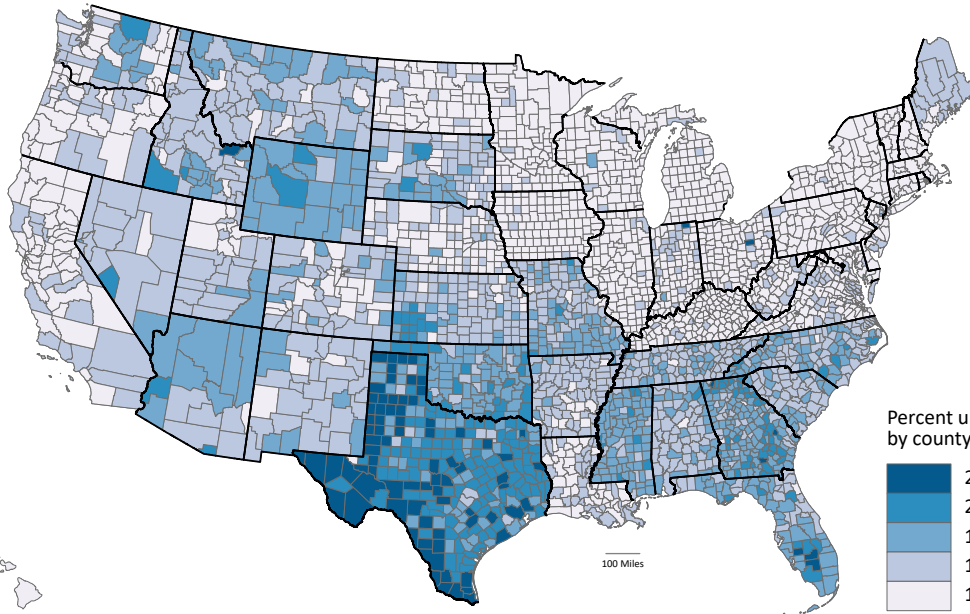
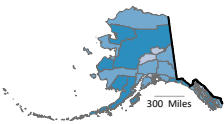
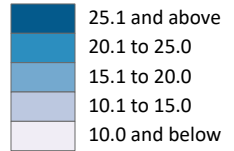


Estimated Uninsured Rates for Working-Age Adults Aged 18 to 64 and Children Under Age 19: 2022

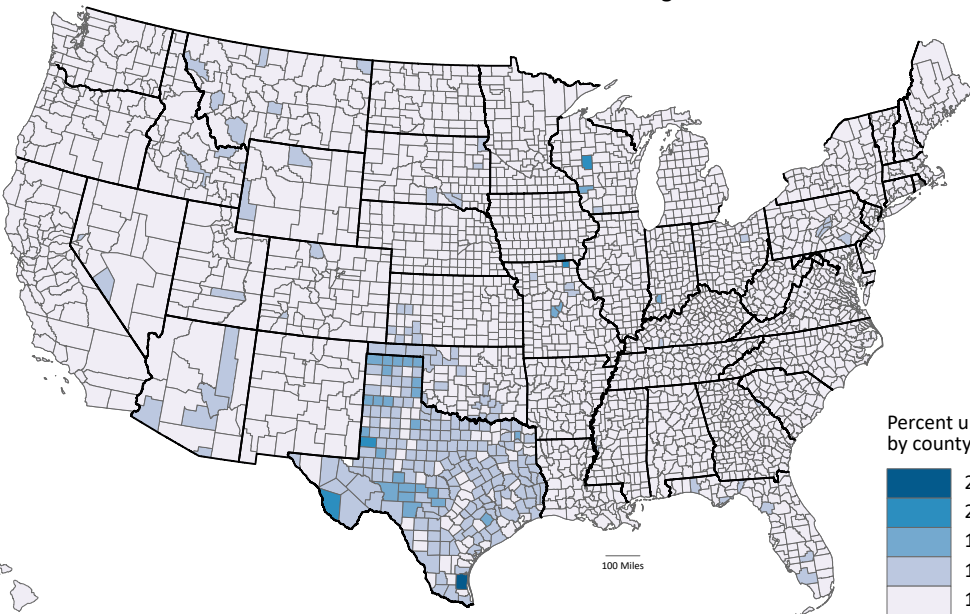
2022 Uninsured Rate for Working-Age Adults 18 to 64



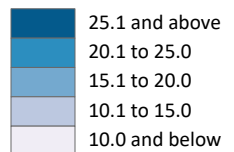
Percent uninsured by county



2022 Uninsured Rate for Children Under Age 19



Percent uninsured by county



Note: The data provided are indirect estimates produced by statistical model-based methods using sample survey, decennial census, and administrative data sources. The estimates contain error stemming from model error, sampling error, and nonsampling error.

Source: U.S. Census Bureau, 2022 Small Area Health Insurance Estimates (SAHIE) Program, July 2024, Project No. P-6000007 / Approval CDBRB FY24-0310.