





Measuring the Nation's Social and Economic Well-Being

		<u>2023</u>	<u>2022</u>	
	Median household income (in 2023 inflation-adjusted dollars)	↑	\$80,610	\$77,540
	Percentage of people in poverty	↓	11.1%	11.5%
	Supplemental Poverty Measure	↑	12.9%	12.4%
	Percentage of people without health insurance	—	8.0%	7.9%

Note: — Indicates that change is not statistically significant.