

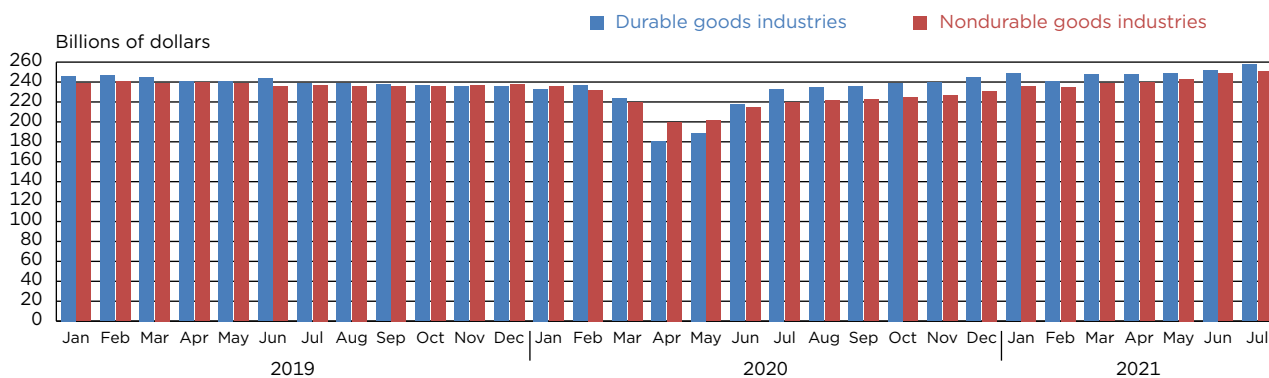
2021 Manufacturing Day

A Snapshot of Monthly Manufacturing Statistics in the United States

Released October 2, 2021

This brief is the result of the Manufacturers' Shipments, Inventories, and Orders (M3) Survey conducted by the U.S. Census Bureau. The M3 provides early, broad-based monthly statistical data on current economic conditions and indications of future production commitments in the manufacturing sector. Data have been collected monthly since 1957. The data measure current and future manufacturing activity in current dollars seasonally adjusted.

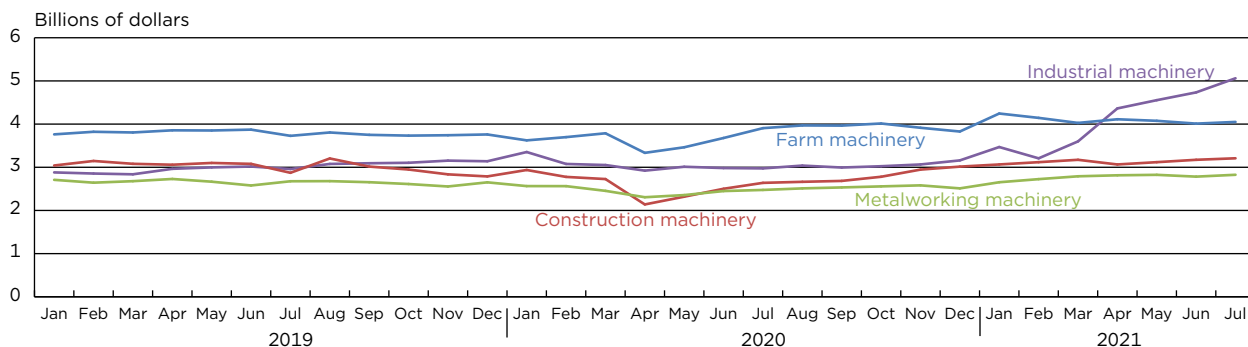
Monthly Value of Shipments From January 2019–July 2021
(Seasonally adjusted)



Note: Data not adjusted for price changes. Statistical significance is not measurable for this survey. The M3 estimates are not based on a probability sample, so the sampling error of these estimates cannot be measured nor can the confidence intervals be computed.

Source: U.S. Census Bureau, Manufacturers' Shipments, Inventories and Orders, September 2, 2021, <www.census.gov/manufacturing/m3/index.html>.

Monthly Value of Shipments for Some Machinery Industries From January 2019–July 2021
(Seasonally adjusted)

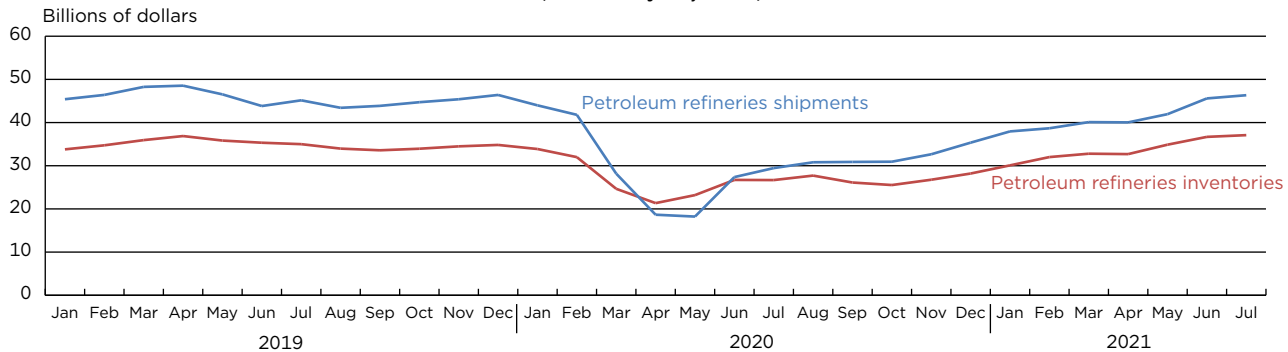


Note: Data not adjusted for price changes. Statistical significance is not measurable for this survey. The Manufacturers' Shipments, Inventories, and Orders estimates are not based on a probability sample, so the sampling error of these estimates cannot be measured nor can the confidence intervals be computed.

Source: U.S. Census Bureau, Manufacturers' Shipments, Inventories, and Orders, September 2, 2021, <www.census.gov/manufacturing/m3/index.html>.

2021 Manufacturing Day

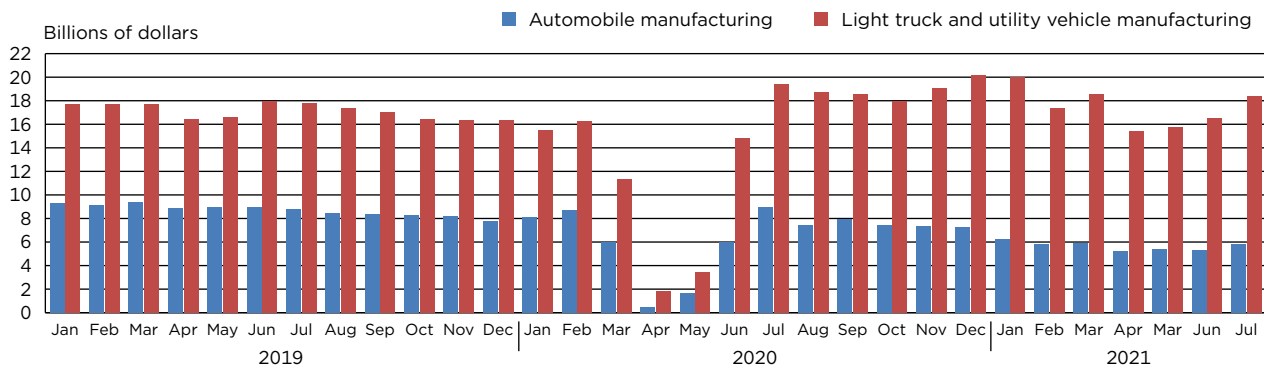
Monthly Value of Shipments and Total Value of Inventories for Petroleum Refineries
From January 2019–July 2021
 (Seasonally adjusted)



Note: Data not adjusted for price changes. Statistical significance is not measurable for this survey. The Manufacturers' Shipments, Inventories, and Orders estimates are not based on a probability sample, so the sampling error of these estimates cannot be measured nor can the confidence intervals be computed.

Source: U.S. Census Bureau, Manufacturers' Shipments, Inventories, and Orders, September 2, 2021, <www.census.gov/manufacturing/m3/index.html>.

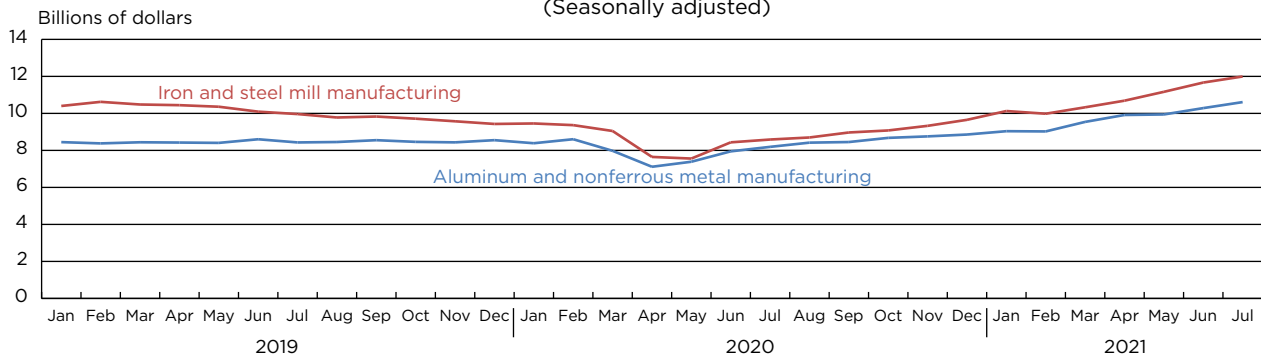
Monthly Value of Shipments for Automobile and Light Truck and Utility Vehicle Manufacturing
From January 2019–July 2021
 (Seasonally adjusted)



Note: Data not adjusted for price changes. Statistical significance is not measurable for this survey. The M3 estimates are not based on a probability sample, so the sampling error of these estimates cannot be measured nor can the confidence intervals be computed.

Source: U.S. Census Bureau, Manufacturers' Shipments, Inventories, and Orders, September 2, 2021, <www.census.gov/manufacturing/m3/index.html>.

Monthly Value of Shipments for Aluminum and Nonferrous Metal and Iron and Steel Mill Manufacturing
From January 2019–July 2021
 (Seasonally adjusted)



Note: Data not adjusted for price changes. Statistical significance is not measurable for this survey. The M3 estimates are not based on a probability sample, so the sampling error of these estimates cannot be measured nor can the confidence intervals be computed.

Source: U.S. Census Bureau, Manufacturers' Shipments, Inventories, and Orders, September 2, 2021, <www.census.gov/manufacturing/m3/index.html>.