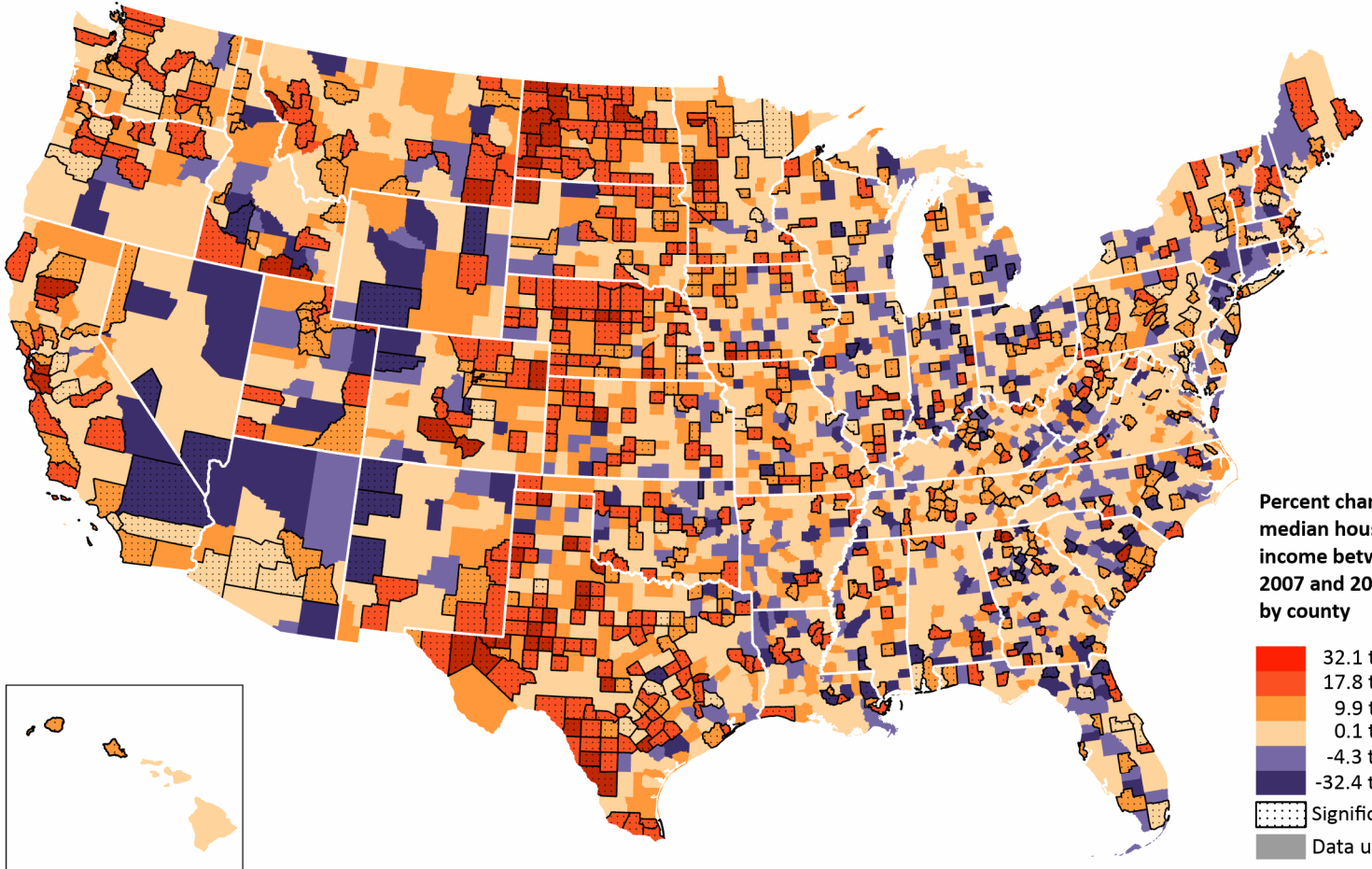
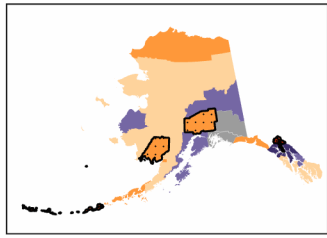
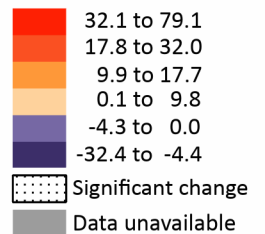


Percent Change in Median Household Income of the Total Population by County: 2007 to 2020



Percent change in
median household
income between
2007 and 2020
by county



Note: The data provided are indirect estimates produced by statistical model-based methods using sample survey, decennial census, and administrative data sources. The estimates contain error stemming from model error, sampling error, and nonsampling error. The percent change was adjusted for inflation using the national Consumer Price Index (CPI-U). All counties have been statistically tested at the 90 percent confidence level to determine significant changes. Changes were not calculated for counties that had a substantial boundary change implemented in the 2020 SAIPE.

Source: U.S. Census Bureau, Small Area Income and Poverty Estimates (SAIPE) Program, December 2021.