

How accessible are our homes?¹

54%

Have a step-free entryway

5%

Have a ramp

52%
Have only one floor

79%

Have a full bathroom on the first floor

74%

Have a bedroom on the first floor

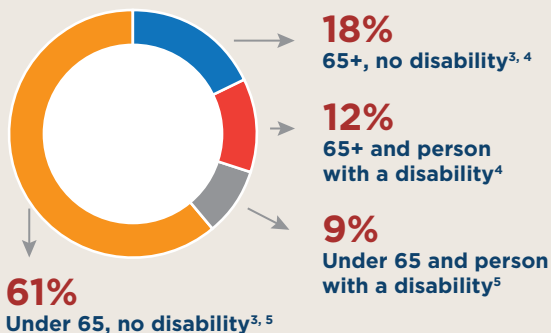
Who needs accessible homes the most?

48 million households (39%)

have at least one person age 65+, person(s) with a disability, or both.




Household composition by age group and disability status²

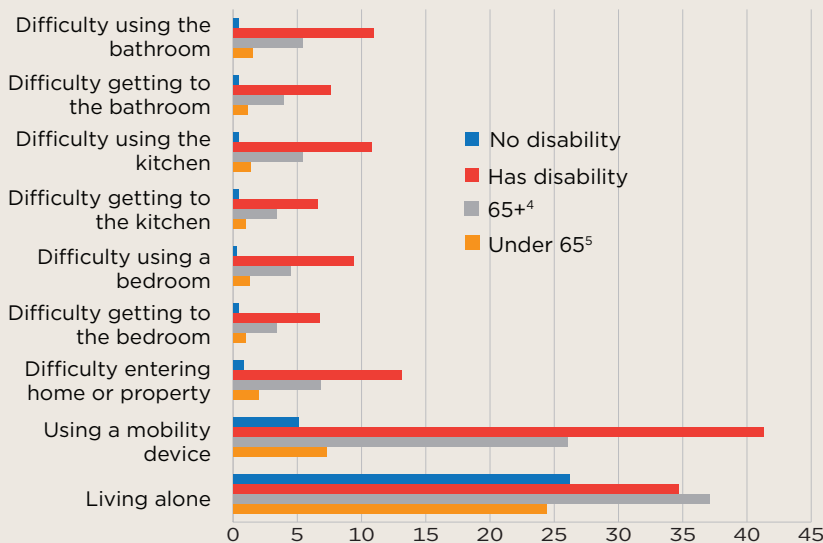


About 1 in 8 households have a household member who uses a mobility device for a long-term condition.

Occupied housing units with accessibility features as a percentage of each structure type



Households with selected characteristics as a percentage of each age group and disability status²



¹ Includes occupied homes only.

² Disabilities include hearing, vision, mental, physical, self-care, and go-outside-home disabilities.

³ Includes disability status not reported.

⁴ 65+ represents households with at least one member 65 years old or over.

⁵ Under 65 represents households with all members under 65 years old.

⁶ One hundred percent of manufactured/mobile homes have bedrooms and bathrooms on the first floor because a small number of manufactured/mobile homes with more than one floor were edited to have only one floor.

Source: U.S. Census Bureau and U.S. Department of Housing and Urban Development, 2019 American Housing Survey.