

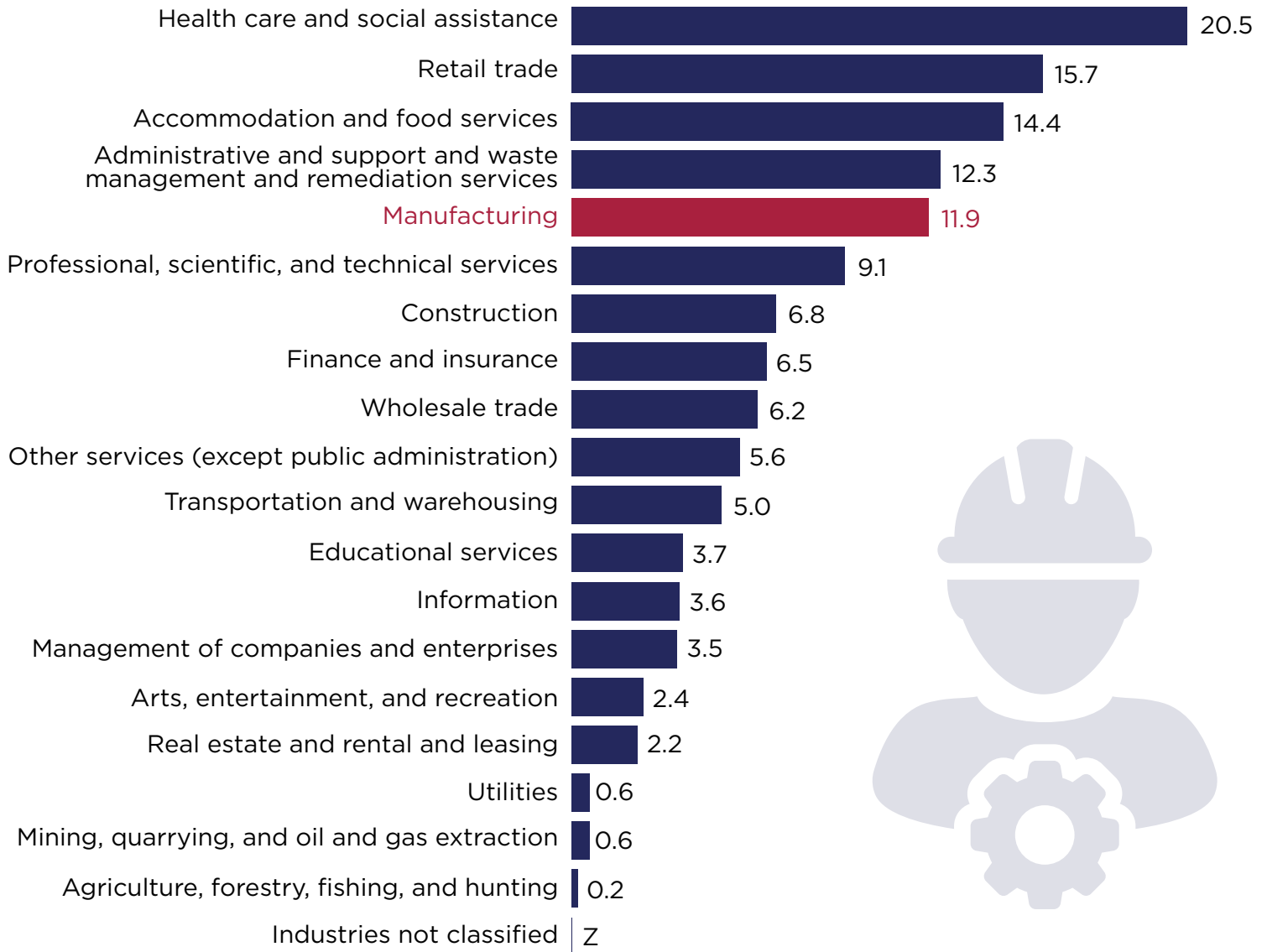
Manufacturing in America

October 2, 2020

Manufacturing plays a major role in our economy, with 11.9 million employees producing goods that we consume domestically or export abroad. In recognition of the ninth annual Manufacturing Day on October 2, 2020, the U.S. Census Bureau joins a group of public and private organizations in celebrating the importance of the manufacturing sector to the nation's economy. The nation relies on several key Census Bureau programs to track America's manufacturing industries, and the most recent data from some of these programs are highlighted below.

How does manufacturing compare to other industries?

Manufacturing Is the Fifth-Largest Employer (Millions of employees)



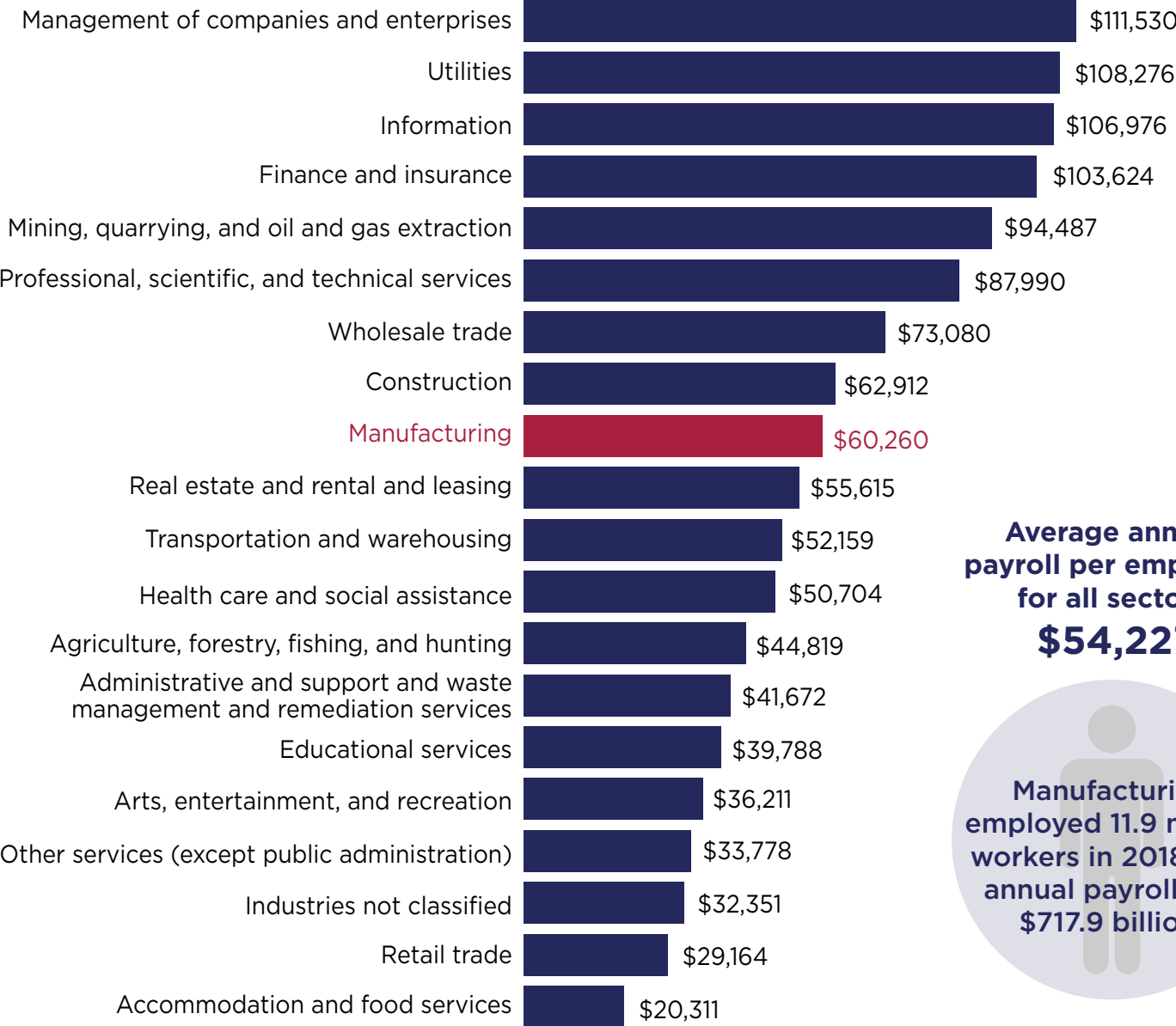
Z Rounds to zero.

Note: Rankings may vary slightly due to nonsampling error and disclosure avoidance methods used to protect the confidentiality of the data. Number of employees is for the pay period including March 12th.

Source: U.S. Census Bureau, 2018 County Business Patterns, <www.census.gov/programs-surveys/cbp.html>.

How does manufacturing compare to other industries?

Average Annual Payroll Per Employee by Sector



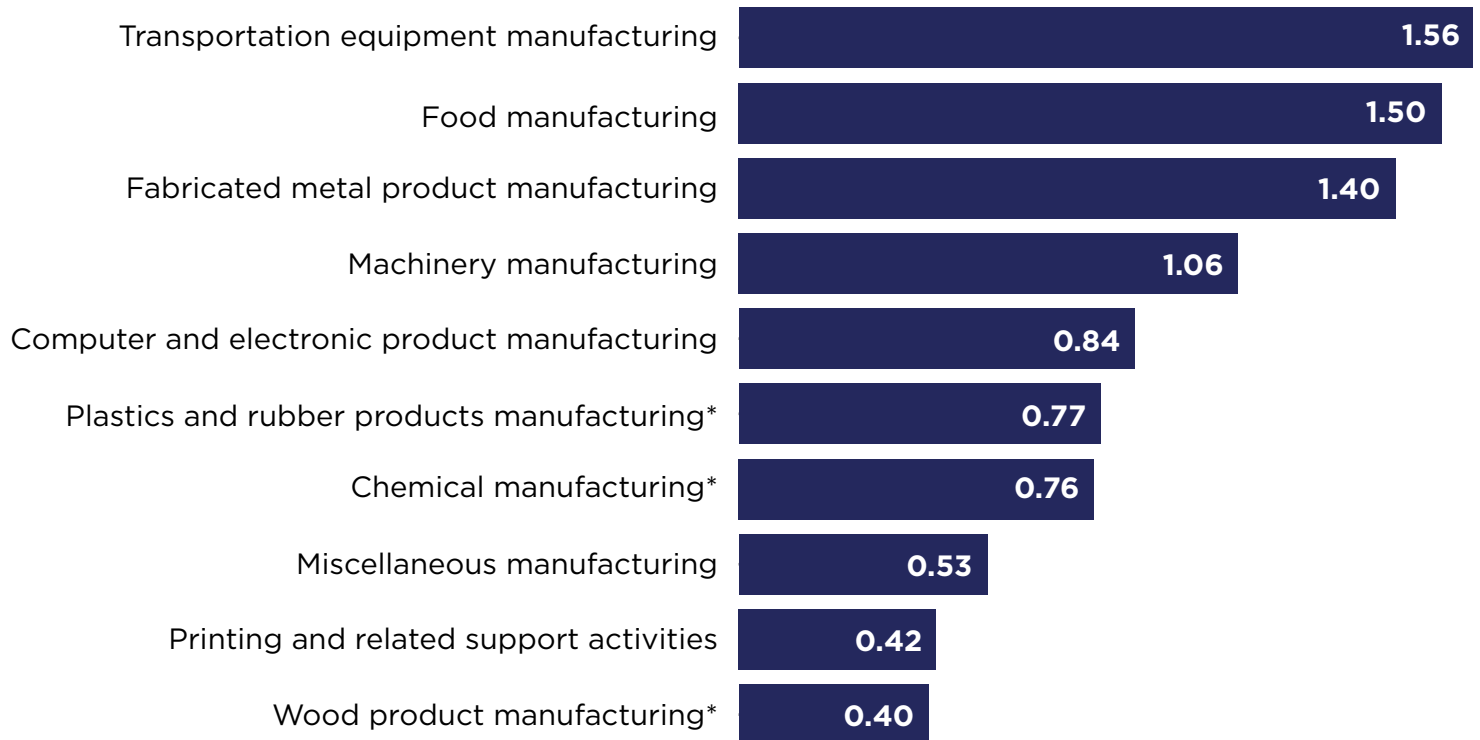
Average annual payroll per employee for all sectors: \$54,227

Manufacturing employed 11.9 million workers in 2018. The annual payroll was \$717.9 billion.

Note: Rankings may vary slightly due to nonsampling error and disclosure avoidance methods used to protect the confidentiality of the data. Number of employees is for the pay period including March 12th. Source: U.S. Census Bureau, 2018 County Business Patterns, <www.census.gov/programs-surveys/cbp.html>.

In what subsectors do manufacturers work?

Top 10 Subsectors by Number of Employees (Millions of employees)



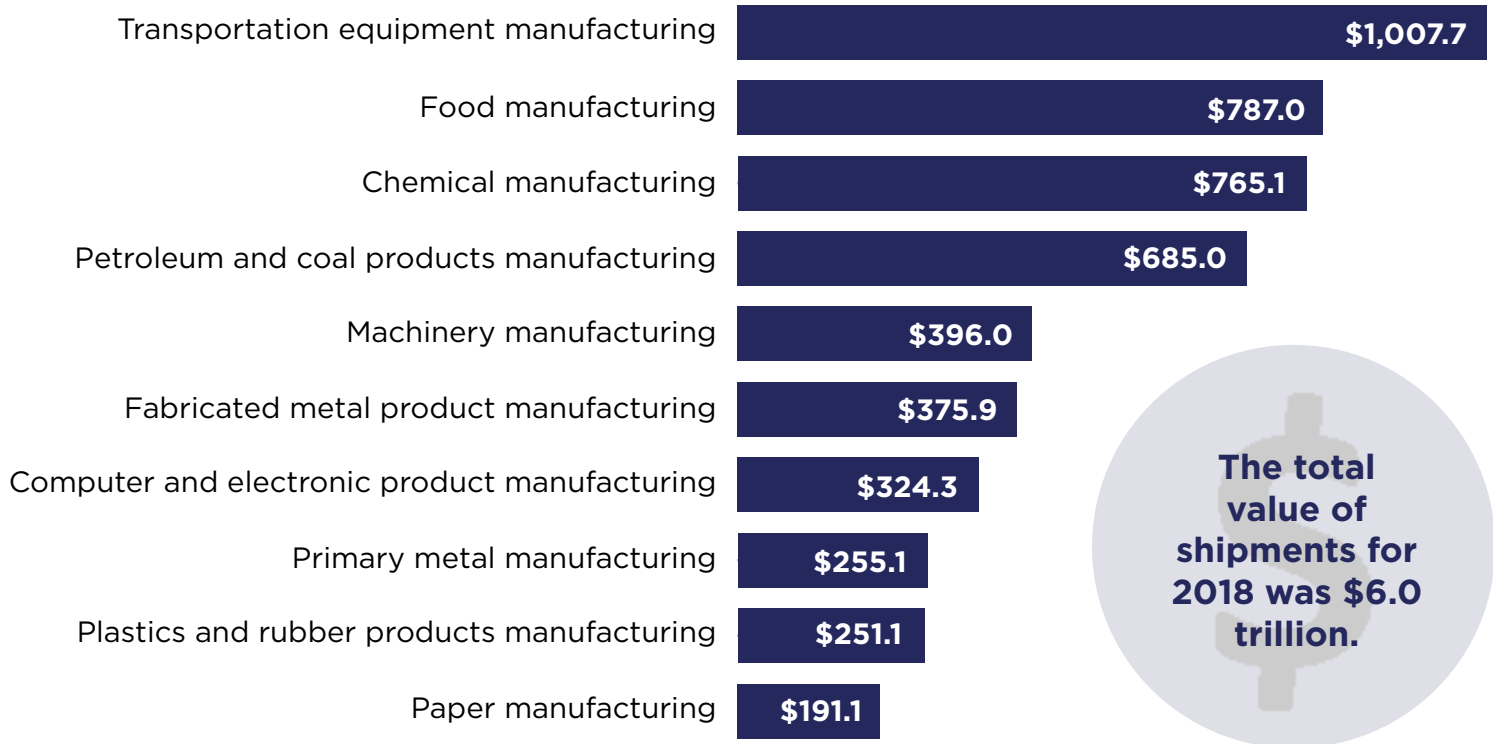
* The difference between the employment estimates, within each pair of subsectors, is not statistically significant at the 90 percent level: Chemical manufacturing; Plastics and rubber products manufacturing; Wood product manufacturing; and Nonmetallic mineral product manufacturing (not pictured).

Note: These statistics are estimated from a sample survey and are subject to sampling variability, as well as nonsampling error.

Source: U.S. Census Bureau, 2018 Annual Survey of Manufactures, <www.census.gov/programs-surveys/asm.html>.

Which manufacturing subsectors have the largest value of shipments?

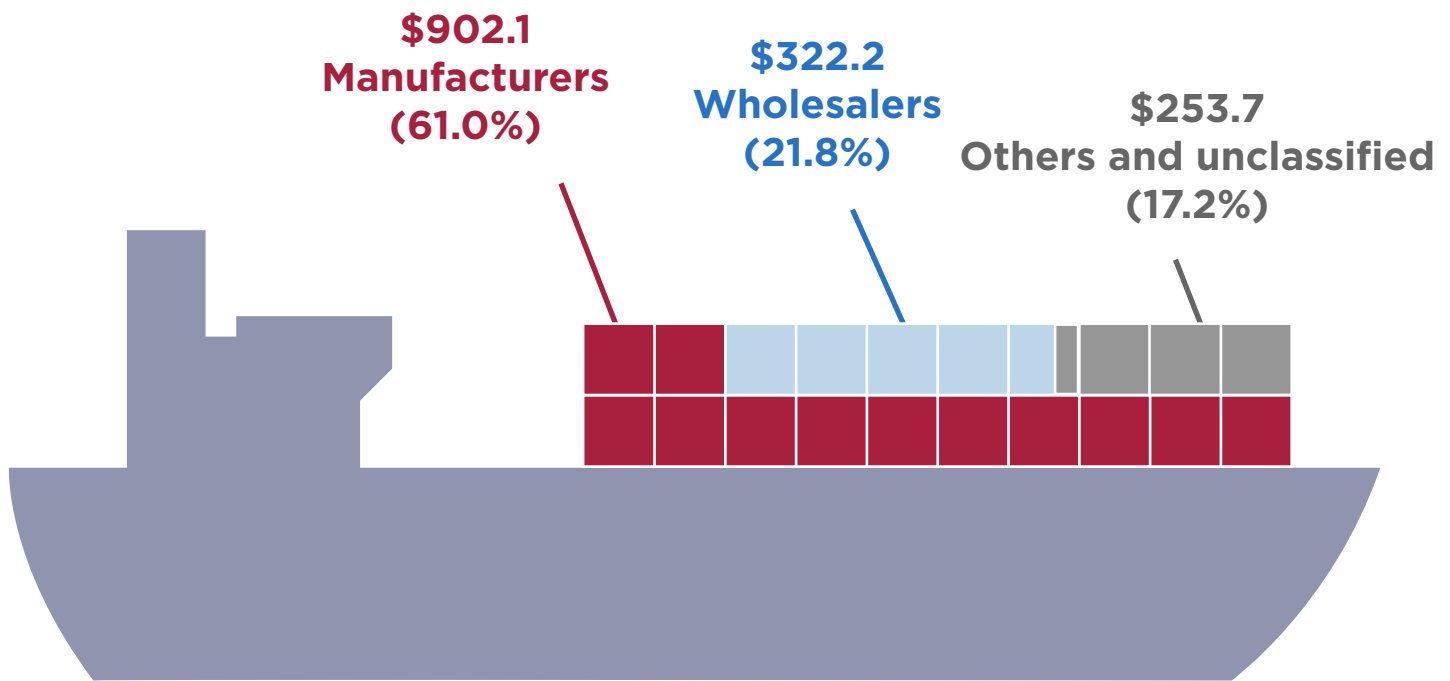
Top 10 Subsectors by Value of Shipments (Billions of dollars)



Note: These statistics are estimated from a sample survey and are subject to sampling variability, as well as nonsampling error.
Source: U.S. Census Bureau, 2018 Annual Survey of Manufactures, <www.census.gov/programs-surveys/asm.html>.

How does manufacturing contribute to exports?

Nearly 6 in 10 U.S. Export Dollars Come From Manufacturers¹ (Billions of dollars)



¹ Note: Graphic shows the known value of the portion of U.S. exports that could be matched to specific companies.
Source: U.S. Census Bureau, Profile of U.S. Importing and Exporting Companies, 2017-2018,
<www.census.gov/foreign-trade/Press-Release/edb/2018/edbrel.pdf>.