





Measuring the Nation's Social and Economic Well-Being

		<u>2016</u>	<u>2017</u>
	Median household income (in 2017 inflation-adjusted dollars)	↑	\$60,309 \$61,372
	Percentage of people in poverty	↓	12.7% 12.3%
	Supplemental Poverty Measure*	—	14.0% 13.9%
	Percentage of people without health insurance coverage*	—	8.8% 8.8%

* An asterisk indicates that the estimates from 2016 and 2017 were not statistically different from one another.