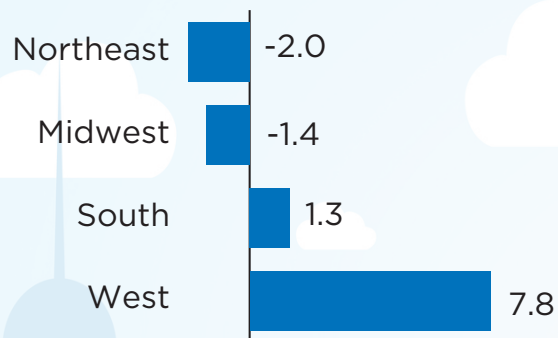
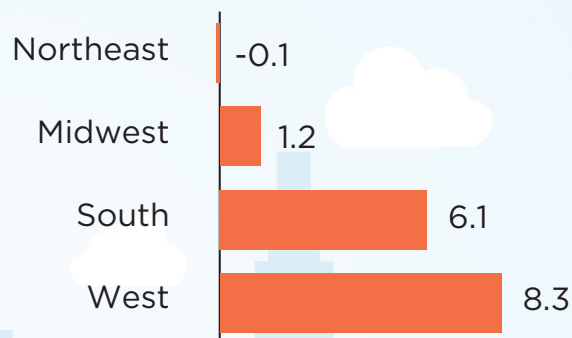


The West and South Lead the Way

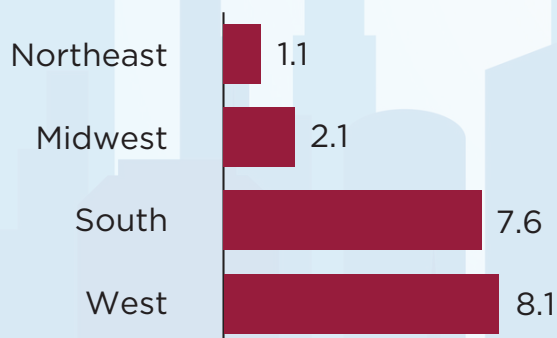
Average Percent Population Change in Cities and Towns Since 2010



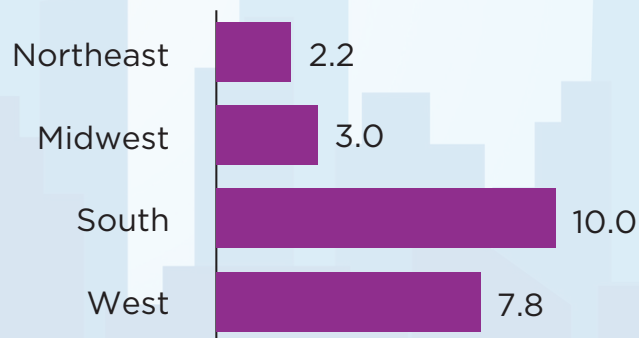
Population less than 5,000



Population between 5,000 and 9,999



Population between 10,000 and 49,999




Population of 50,000 or more

Note: These numbers reference the average percent population change of all cities and towns in a region. A negative value does not indicate that all places are declining.

The West and South Lead the Way

Average Percent Population Change in Cities and Towns Since 2010



Population less than 5,000



Population between 5,000 and 9,999

Northeast 1.1

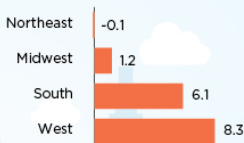
Northeast 2.2

The West and South Lead the Way

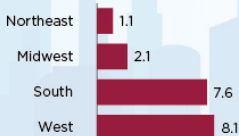
Average Percent Population Change in Cities and Towns Since 2010



Population less than 5,000



Population between 5,000 and 9,999

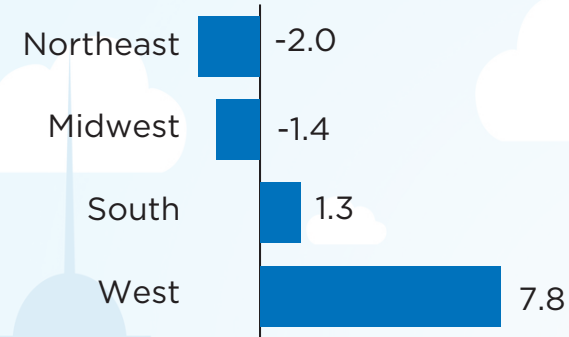


Population between 10,000 and 49,999

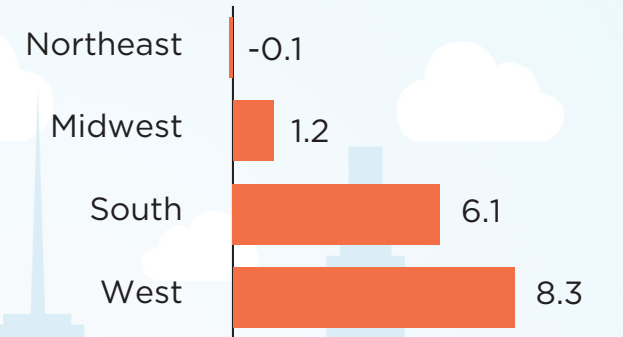


Population of 50,000 or more

Note: These numbers reference the average percent population change of all cities and towns in a region. A negative value does not indicate that all places are declining.



Population less than 5,000



Population between 5,000 and 9,999