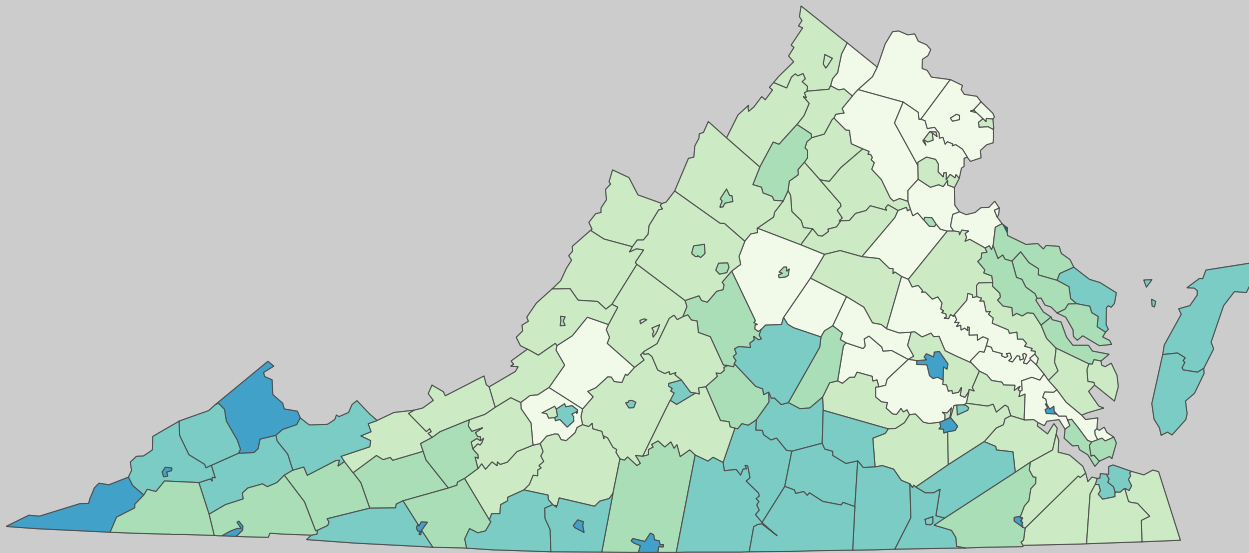


Poverty Estimates, 2008: Virginia

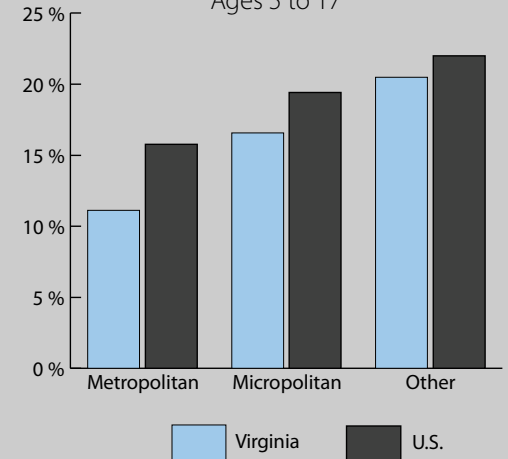
Small Area Income and Poverty
Estimates Program
U.S. Census Bureau

School Age Children In Poverty by School District



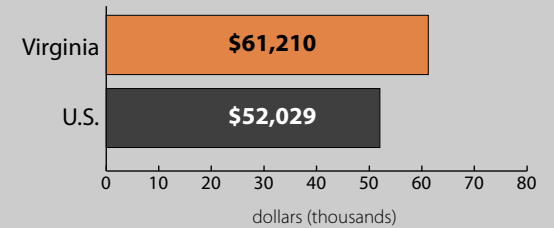
Poverty by Metropolitan Status

Children in Families
Ages 5 to 17

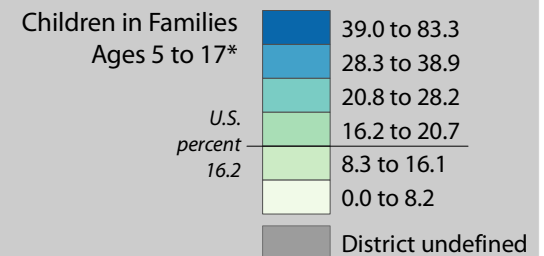


Metropolitan and micropolitan statistical areas defined by U.S. Office of Management and Budget as of Nov. 2007

Median Household Income



Percent in Poverty by School District



Source: U.S. Census Bureau, Small Area Income and Poverty Estimates (SAIPE) Program, Nov. 2009

0 25 Miles

Unified and Elementary School District boundaries are as of January 1, 2008

* Percentages shown are not true poverty rates as the denominator includes all children ages 5 to 17