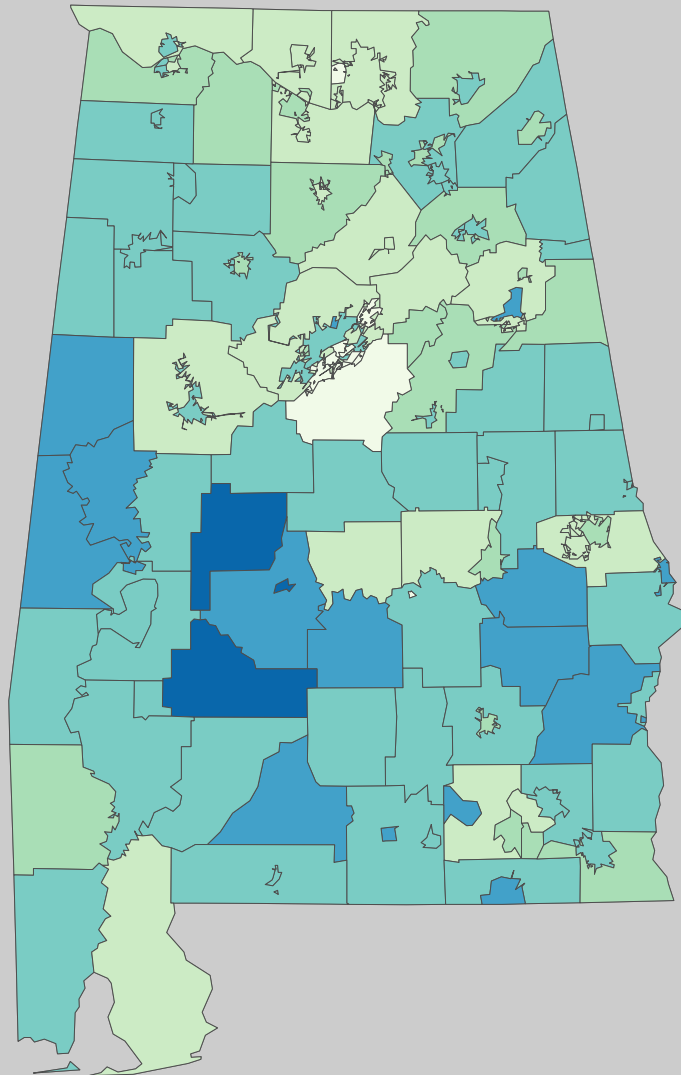


# Poverty Estimates, 2008: Alabama

Small Area Income and Poverty  
Estimates Program  
U.S. Census Bureau

## School Age Children In Poverty by School District



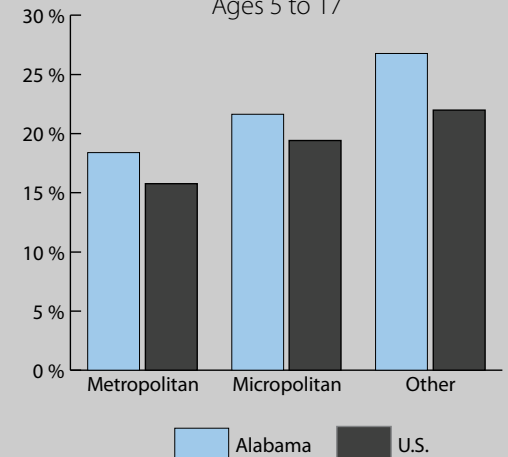
Source: U.S. Census Bureau, Small Area Income and Poverty Estimates (SAIPE) Program, Nov. 2009

0 20 Miles

Unified and Elementary School District boundaries are as of January 1, 2008

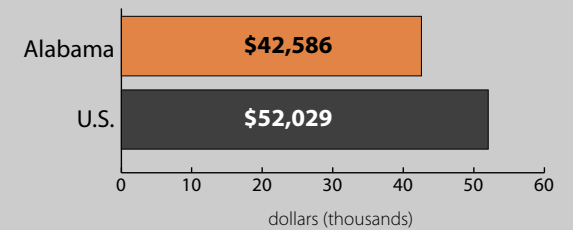
## Poverty by Metropolitan Status

Children in Families  
Ages 5 to 17

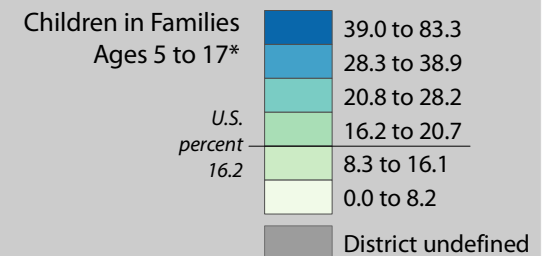


Metropolitan and micropolitan statistical areas defined by U.S. Office of Management and Budget as of Nov. 2007

## Median Household Income



## Percent in Poverty by School District



\* Percentages shown are not true poverty rates as the denominator includes all children ages 5 to 17