

FIG. 1- PERCENT DISTRIBUTION OF MALES AND FEMALES 25 YEARS OLD AND OVER BY YEARS OF SCHOOL COMPLETED, FOR THE UNITED STATES: 1940

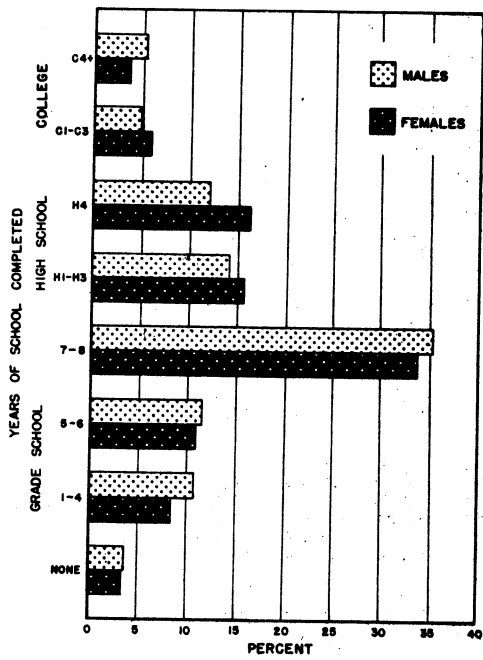


FIG. 2- PERCENT OF MALES AND FEMALES 25 YEARS OLD AND OVER WHO HAD COMPLETED AT LEAST THE INDICATED NUMBER OF YEARS OF SCHOOL, FOR THE UNITED STATES: 1940
(BASE IS NUMBER OF PERSONS REPORTING EDUCATION)

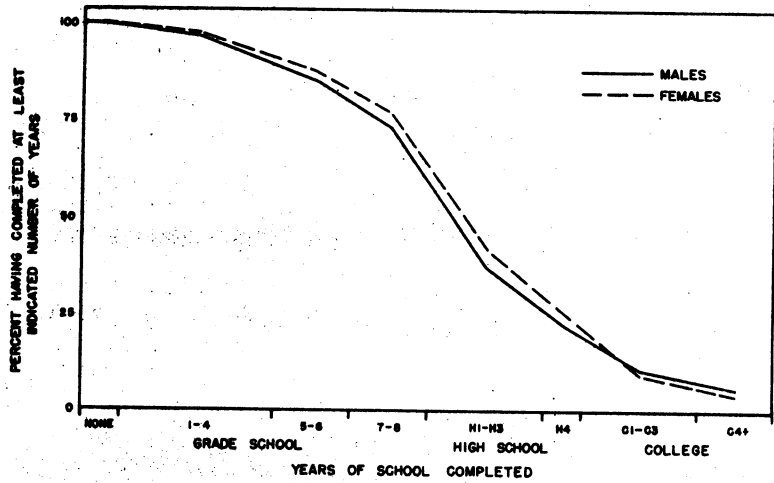


FIG. 3- PERCENT DISTRIBUTION OF PERSONS 25 YEARS OLD AND OVER BY YEARS OF SCHOOL COMPLETED, FOR THE UNITED STATES, URBAN AND RURAL: 1940

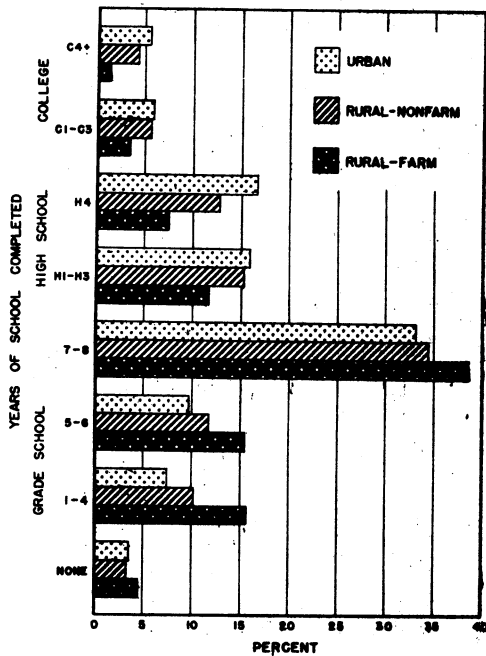
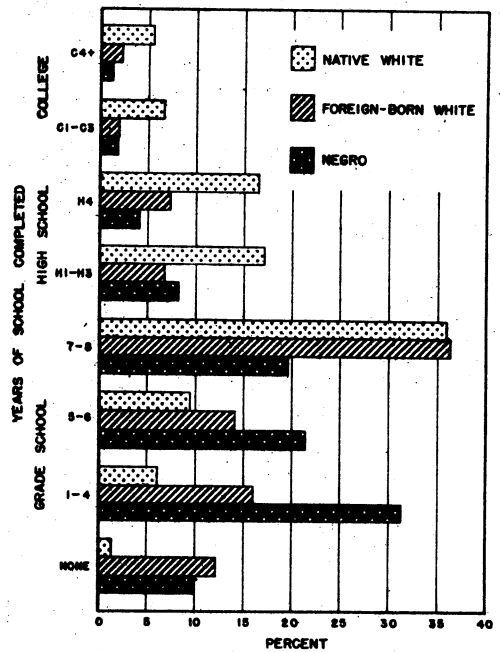


FIG. 4- PERCENT DISTRIBUTION OF PERSONS 25 YEARS OLD AND OVER BY YEARS OF SCHOOL COMPLETED, FOR RACE-NATIVITY CLASSES, FOR THE UNITED STATES: 1940



3-32407