

# Other Vacant Housing Units: 2000, 2005, and 2010

## Current Housing Reports

by Melissa Kresin

February 2013

H121/13-1

### INTRODUCTION

Policy analysts, city planners, builders, developers, and public- and private-sector organizations study the housing inventory to gauge and analyze the housing market. In the United States in 2010, according to the Current Population Survey/Housing Vacancy Survey (CPS/HVS), of the 131.8 million housing units, 75.4 million were owner occupied, 37.4 million were renter occupied, and 18.9 million were vacant.<sup>1</sup>

Of the 18.9 million vacant housing units, there were 3.7 million “other vacant” housing units, an increase of 1.3 million from 2000 (2.4 million) (see text box on page 2 for vacant unit definitions). In 2010, the “other vacant” category made up nearly one-fifth (19.3 percent) of the vacant housing inventory, following the “seasonal” (23.7 percent), and “for rent” (22.9 percent) categories. The seasonal and for rent categories are not statistically different from each other.

This report examines the majority of the characteristics of other vacant units collected in the CPS/HVS in 2000, 2005, and 2010 to better understand the nearly 1 in 5 vacant housing units classified as “other vacant.” The report also explores how the characteristics have

<sup>1</sup> The housing inventory estimates from the CPS/HVS presented in this paper are based on Vintage 2010 housing unit controls. The revised estimates and additional information can be found at <[www.census.gov/housing/hvs/data/histtabs.html](http://www.census.gov/housing/hvs/data/histtabs.html)>.

changed in each region and the nation as a whole.<sup>2</sup>

A housing unit is classified as “other vacant” when it does not fit into any other year-round vacant category.<sup>3</sup> Common reasons a housing unit is labeled “other vacant” is that no one lives in the unit and the owner:

- Is making repairs or renovations.
- Does not want to rent or sell.
- Is using the unit for storage.
- Is elderly and living in a nursing home or with family members.

Additional reasons are that the unit is being held for settlement of an estate or that the unit is being foreclosed. While foreclosed properties may be classified as “other vacant,” they may also appear in any of the vacant or occupied categories.<sup>4</sup>

<sup>2</sup> The Northeast region includes Connecticut, Maine, Massachusetts, New Hampshire, New Jersey, New York, Pennsylvania, Rhode Island, and Vermont. The Midwest includes Illinois, Indiana, Iowa, Kansas, Michigan, Minnesota, Missouri, Nebraska, North Dakota, Ohio, South Dakota, and Wisconsin. The South includes Alabama, Arkansas, Delaware, the District of Columbia, Florida, Georgia, Kentucky, Louisiana, Maryland, Mississippi, North Carolina, Oklahoma, South Carolina, Tennessee, Texas, Virginia, and West Virginia. The West includes Alaska, Arizona, California, Colorado, Hawaii, Idaho, Montana, Nevada, New Mexico, Oregon, Utah, Washington, and Wyoming.

<sup>3</sup> The year-round vacant category is a total of all vacant units, excluding seasonal units. Characteristics of seasonal units are not collected in the HVS. See the “Definitions” text box for further explanation.

<sup>4</sup> For a further explanation on the categorization of foreclosed housing units, see the HVS Web site at <[www.census.gov/housing/hvs/data/faq](http://www.census.gov/housing/hvs/data/faq)>.

**Vacant unit:** A housing unit is vacant if no one is living in it at the time of the interview, unless its occupants are only temporarily absent. Units that do not meet the definition of a housing unit, such as those under construction, unfit, or to be demolished, are excluded from the universe.

**Year-round vacant units**—Vacant units intended for occupancy at any time of the year, though they may not be in use year-round.

**Vacant units for rent**—Vacant units offered for rent and those offered both for rent and sale.

**Vacant units for sale only**—Vacant units for sale only; excludes units offered both for rent and sale.

**Vacant units rented or sold**—Vacant units which have been rented or sold, but the new renters or owners have not yet moved in.

**Vacant units held off the market**—Units held for occasional use, temporarily occupied by people with usual residence elsewhere, and vacant for other reasons.

**For occasional use**—The vacant unit is held for weekends or occasional use throughout the year, provided the unit is not offered for rent or for sale.

**Units occupied by people with usual residence elsewhere**—Occupied temporarily by people who usually live elsewhere, provided that the usual place of residence is not offered for rent or for sale.

**Other vacant**—Included in this category are year-round units which were vacant for reasons other than those mentioned above.

**Seasonal vacant units**—Intended for occupancy only during certain seasons of the year.

## DISTRIBUTION OF TOTAL, YEAR-ROUND VACANT, AND OTHER VACANT HOUSING UNITS

The number of total vacant, year-round vacant, and other vacant housing units increased from 2000 to 2010. There was a steady increase in year-round vacants from 2000 to 2005 (17.7 percent) and 2005 to 2010 (15.0 percent), while other vacants increased 14.4 percent from 2000 to 2005 and 35.2 percent from 2005 to 2010 (Figure 1).

Of all housing units in 2000, 2005, and 2010 (116.3 million, 125.4 million, and 131.8 million, respectively), the highest proportion was in the South, followed by

the Midwest, West, and Northeast (Figure 2).<sup>5</sup>

The largest proportion of year-round vacant housing units (excluding other vacant units) was in the South, while the smallest proportion was in the Northeast. The Midwest and West were not statistically different from each other in 2000 and 2010 (Figure 3).<sup>6</sup>

The South also had the largest proportion of other vacant housing units. In 2000 and 2005, the South's percentage of other vacants was followed by that of the Midwest, Northeast, and West. In 2010, the Midwest had the second

largest proportion of other vacants. The Northeast and West were not statistically different from each other (Figure 4).

## CHARACTERISTICS OF OTHER VACANT UNITS

### Other vacants more likely to have five rooms or more

#### United States

In the United States, in 2000, 2005, and 2010, the proportion of other vacant housing units was lowest in units with one to two rooms and highest in units with five rooms or more. In 2010, 6.4 percent of other vacants were in units with one or two rooms, 11.9 percent in units with three rooms, 25.8 percent in units with four rooms, and 55.9 percent in units with five rooms or more. Similarly, the proportion of year-round vacant housing units

<sup>5</sup> All comparisons in the remainder of the paper are comparing the years 2000, 2005, and 2010, unless otherwise noted.

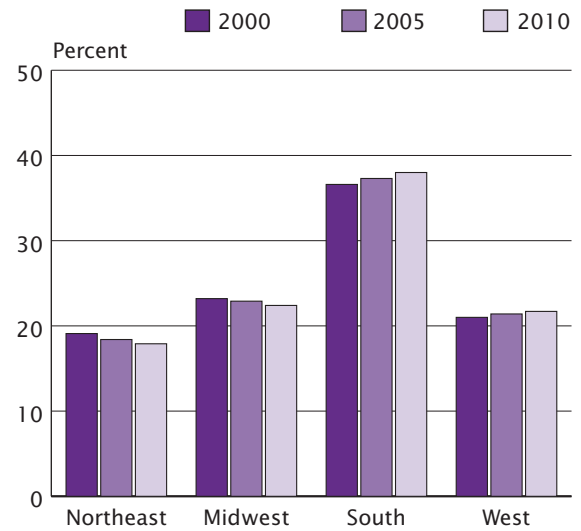
<sup>6</sup> For the remainder of the paper, "year-round vacant housing units" refers to year-round vacant housing units excluding other vacant housing units.

Figure 1.  
**Vacant Housing Units by Type in the United States: 2000–2010**



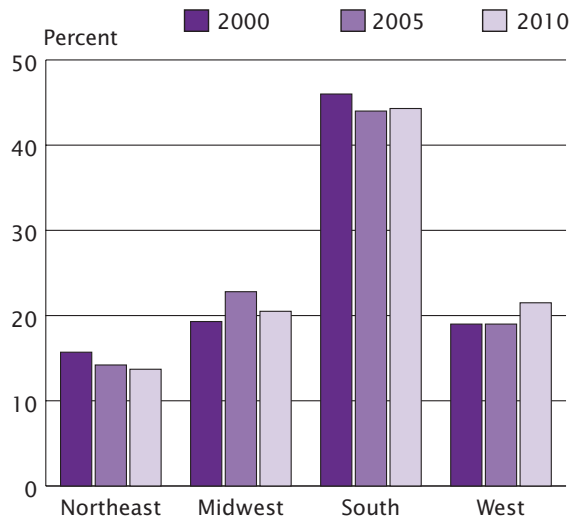
Source: U.S. Census Bureau, 2000, 2005, and 2010 Current Population Survey/Housing Vacancy Survey.

Figure 2.  
**Distribution of Total Housing Units by Region: 2000, 2005, and 2010**



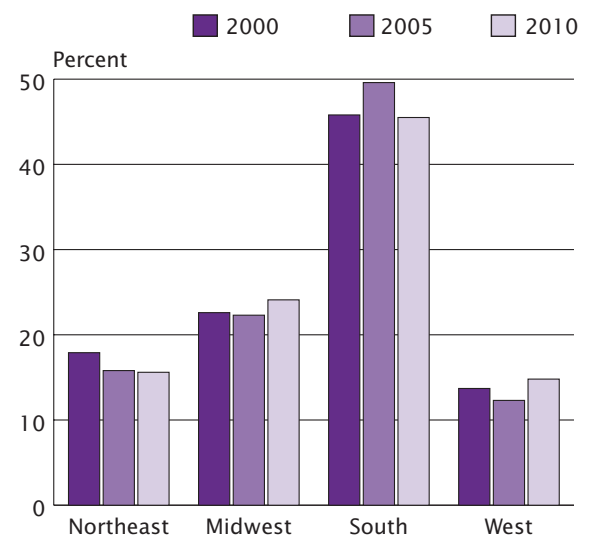
Source: U.S. Census Bureau, 2000, 2005, and 2010 Current Population Survey/Housing Vacancy Survey.

Figure 3.  
**Distribution of Year-Round Vacant Housing Units by Region: 2000, 2005, and 2010**



Source: U.S. Census Bureau, 2000, 2005, and 2010 Current Population Survey/Housing Vacancy Survey.

Figure 4.  
**Distribution of Other Vacant Housing Units by Region: 2000, 2005, and 2010**



Source: U.S. Census Bureau, 2000, 2005, and 2010 Current Population Survey/Housing Vacancy Survey.

was lowest in units with one to two rooms and highest in units with five rooms or more.

In 2000, 2005, and 2010, compared with year-round vacant units, a larger proportion of other vacants were in units with five rooms or more (48.0 percent compared with 55.9 percent in 2010). In 2000 and 2010, there was a smaller proportion of other vacant housing units than year-round vacant units in structures with one to two rooms and three rooms. The difference was not statistically different in 2005 (Figure 5).

### Regions

In 2000, 2005, and 2010 in the South and Midwest, the proportion of other vacant housing units was lowest in units with one to two rooms and highest in units with five rooms or more. This was also true for the Northeast in 2000 and 2010 and the West in 2010.

In 2000, 2005, and 2010 in the South and Midwest, there was also a larger proportion of other vacants in units with five rooms or more compared with year-round vacant units. This was also true for the Northeast in 2010 and the West in 2000.

### Other vacants more likely to have three bedrooms or more

#### United States

In 2000, 2005, and 2010, other vacant housing units and year-round vacant housing units were least likely to be found in units with no bedrooms (1.6 percent for other vacants in 2010), followed by units with one bedroom (17.4 percent for other vacants in 2010). In 2000 and 2005, other vacant and year-round vacant units had the highest proportions in units with two bedrooms (45.2 percent in 2000 and 41.6 percent in 2005 for

other vacant units); while in 2010, other vacant units were most likely to be in units with three bedrooms or more (42.6 percent). The proportion of year-round vacant units in structures with two bedrooms and three bedrooms or more were not statistically different in 2010.

Compared with year-round vacants, in 2000, 2005, and 2010, there was a smaller proportion of other vacants in units with one bedroom (23.5 percent compared with 17.4 percent in 2010) and a higher proportion in units with three bedrooms or more (36.6 percent compared with 42.6 percent in 2010) (Figure 6).

### Regions

In all four regions, other vacant and year-round vacant housing units were least likely to be found in units with no bedrooms. In the

Midwest and West in 2000 and 2005 and in the South in 2000, the highest proportions of other vacants were in units with two bedrooms. This was true for year-round vacants in the Midwest in 2000, 2005, and 2010 and in the South and West in 2000 and 2005.

Compared with year-round vacants, in 2000, 2005, and 2010 in the Midwest and South, a smaller proportion of other vacants was in units with one bedroom. In the Midwest and South in 2005 and in the Northeast, Midwest, and South in 2010, a higher proportion of other vacants was in units with three bedrooms or more.

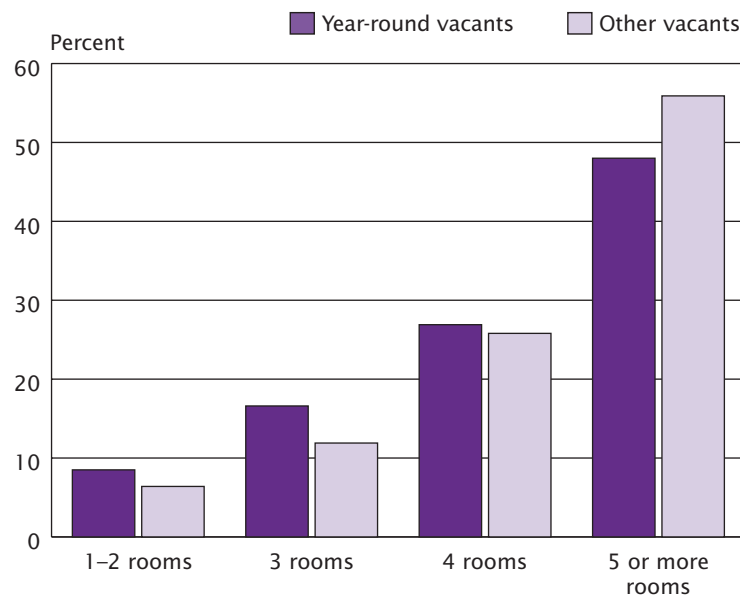
### Other vacants more likely in one-unit structures

#### United States

In the United States, in 2000, 2005, and 2010, other vacant housing

Figure 5.

### Distribution of Year-Round Vacants and Other Vacants by Number of Rooms in Unit: 2010



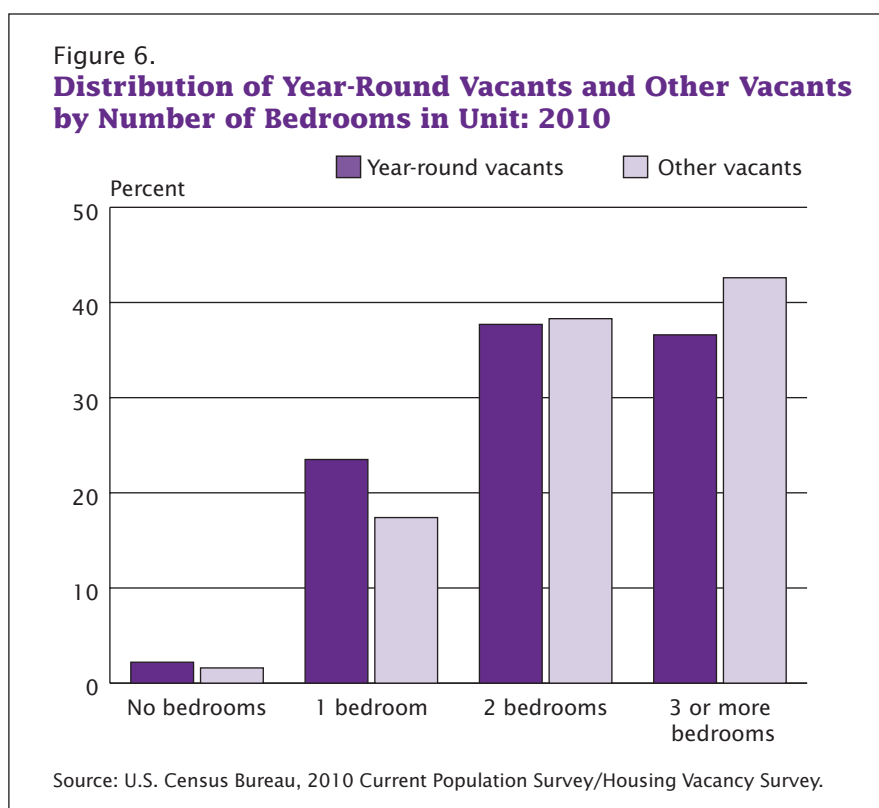
Source: U.S. Census Bureau, 2010 Current Population Survey/Housing Vacancy Survey.

units were most prevalent in one-unit structures (66.6 percent in 2010), followed by mobile homes (9.2 percent in 2010). Year-round vacant housing units were also most prevalent in one-unit structures (49.0 percent in 2010), but were followed by structures with ten units or more (24.1 percent in 2010). In 2000, 2005, and 2010, the percentage of other vacants was lowest in structures with five to nine units (4.1 percent in 2010), while in 2000 and 2005, the percentage of year-round vacants was lowest in structures with two units (5.5 percent in 2000 and 5.3 percent in 2005).

In 2000, 2005, and 2010, compared with year-round vacant housing units, a larger proportion of other vacant housing units were in one-unit structures (49.0 percent compared with 66.6 percent in 2010), two-unit structures (5.4 percent compared with 7.2 percent in 2010), and mobile homes (5.9 percent compared with 9.2 percent in 2010). The proportions of other vacants were lower in structures with five to nine units (8.6 percent compared with 4.1 percent in 2010) and ten units or more (24.1 percent compared with 7.0 percent in 2010) (Figure 7).

### Regions

As in the United States, in 2000, 2005, and 2010, other vacant housing units in all four regions were most prevalent in one-unit structures. In the South in 2000, 2005, and 2010, after one-unit structures, other vacant housing units were most likely in mobile homes. In all four regions, year-round vacant housing units were also most prevalent in one-unit structures, followed by structures with ten units or more. In the South in all three years, the percentage of year-round vacants was lowest in



two-unit structures. In 2000, 2005, and 2010 in the Northeast and in 2005 and 2010 in the Midwest, the percentage of year-round vacants was lowest in mobile homes.

In all four regions in 2000, 2005, and 2010, compared with year-round vacant housing units, a larger proportion of other vacant housing units was in one-unit structures (except in the Northeast in 2000, where the difference was not statistically different). In 2000, 2005, and 2010 in the South and in 2000 and 2005 in the Midwest and West, a larger proportion of other vacants than year-round vacants were mobile homes. In all four regions in 2000, 2005, and 2010, the proportion of other vacants was lower in structures with ten units or more.

### Other vacant units more likely to be vacant longer

#### United States

In 2000, 2005, and 2010, other vacants were most likely in units that had been vacant for 2 years or more (34.9 percent in 2010). In 2000 and 2005, the greatest proportion of year-round vacants was in units vacant for less than 1 month (21.7 percent in 2000 and 21.1 percent in 2005). The proportion of year-round vacant units in units vacant for less than 1 month, 1 to 2 months, and 6 to 12 months were not statistically different in 2010.

Compared with year-round vacant units, in 2000, 2005, and 2010, other vacants had lower proportions in units vacant for less than 6 months (57.8 percent compared with 32.4 percent in 2010). Conversely, other vacants had higher proportions in units that were vacant for 1 year or more (52.0 percent compared with 26.0

percent for year-round vacants in 2010) (Figure 8).

### Regions

In all four regions in 2000, 2005, and 2010, other vacants were most likely in units that had been vacant for 2 years or more (except in the West in 2010, where the proportion of other vacants in units vacant for 6 to 12 months and 2 years or more were not statistically different). In 2000 and 2005 in the South and West, the largest proportion of year-round vacants was in units vacant for less than 1 month and the smallest proportion was in units vacant for 1 to 2 years.

Compared with year-round vacant units, in all four regions in 2000, 2005, and 2010, lower proportions of other vacants were in units vacant for less than 2 months. Alternately, other vacants had higher proportions in units that were vacant for 1 year or more (except in the Northeast in 2010, where the proportion was only higher in units vacant 2 years or more).

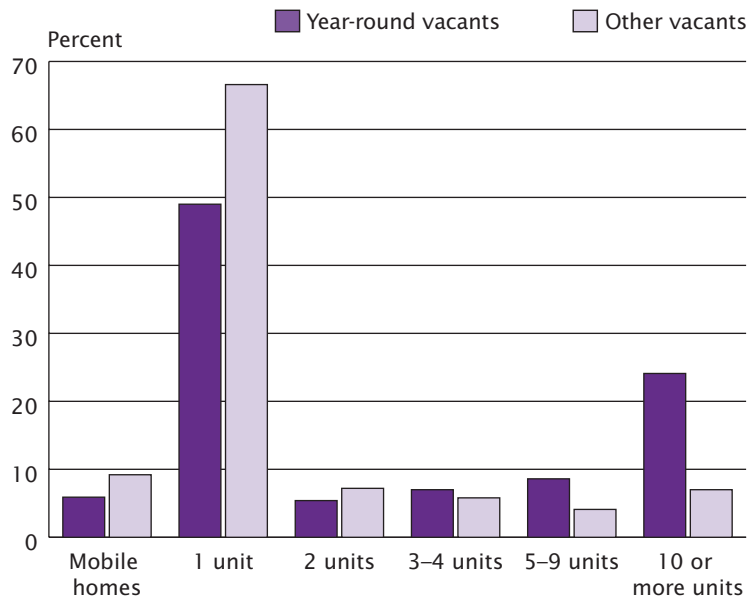
### Other vacants more likely in older homes

#### United States

In 2000, 2005, and 2010, the proportion of other vacant units was highest in structures built in 1939 or earlier (26.7 percent in 2010).<sup>7</sup> In 2000, the proportion of year-round vacants was highest in units built in 1980 to 1989 (19.8 percent), while in 2005 and 2010, the proportion was highest in units built in 1990 or later (24.9 percent in 2005 and 29.1 percent in 2010). In all 3 years, the proportion of year-round vacant units was lowest

<sup>7</sup> Two different coding systems were used from 2000 to 2010. In the years 2000–2003, the category “1990 or later” refers to April 1, 1990, or later. From 2004–2010, “1990 or later” refers to January 1, 1990, or later.

Figure 7.  
**Distribution of Year-Round Vacants and Other Vacants by Number of Units in Structure: 2010**



Source: U.S. Census Bureau, 2010 Current Population Survey/Housing Vacancy Survey.

in units built in 1940 to 1949 (5.8 percent in 2010).

In 2000, 2005, and 2010, compared with year-round vacant units, a smaller proportion of other vacant units were in structures built in 1970 or later (58.7 percent compared with 39.8 percent in 2010). Alternately, a larger proportion of other vacants were in units built in 1950 or earlier (47.9 percent compared with 29.6 percent for year-round vacants in 2010) (Figure 9).

### Regions

In 2000, 2005, and 2010 in the Northeast and Midwest, the proportion of other vacant and year-round vacant housing units was highest in structures built in 1939 or earlier. In the Northeast and Midwest, in 2005 and 2010, the second highest proportion of year-round vacants was in units built in 1990 or later. In the South and West in 2005 and

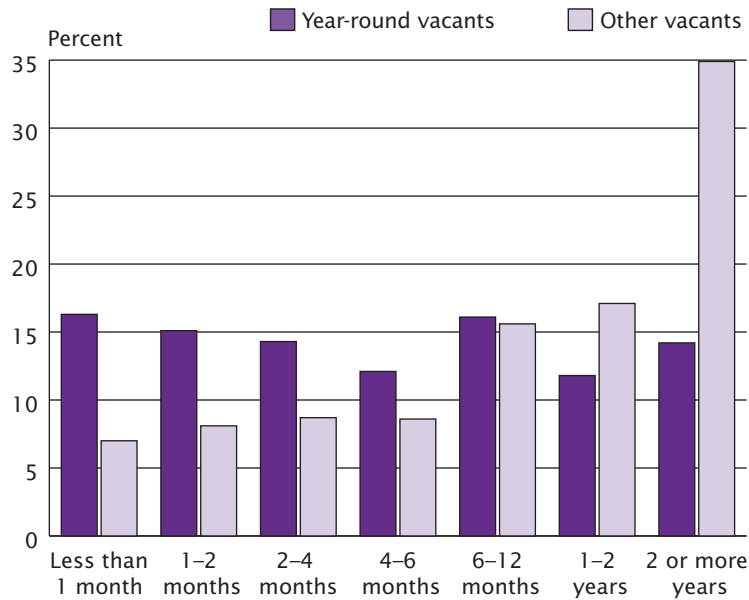
2010, the proportion of year-round vacant units was highest in units built in 1990 or later and lowest in units built in 1940–1949.

Compared with year-round vacant units in 2000, 2005, and 2010 in the Northeast and Midwest, in 2000 and 2005 in the South and in 2000 in the West, a smaller proportion of other vacant units were in structures built in 1970 or later. Conversely, in all four regions in 2000, 2005, and 2010, a larger proportion of other vacants were in units built in 1939 or earlier (except in the West in 2010, where the difference was not statistically significant).

### ACCURACY OF THE ESTIMATES

The estimates in this report are based on a sample survey and therefore are subject to both sampling and nonsampling error. Sampling error is a result of not

Figure 8.  
**Distribution of Year-Round Vacants and Other Vacants  
 by Duration of Vacancy: 2010**



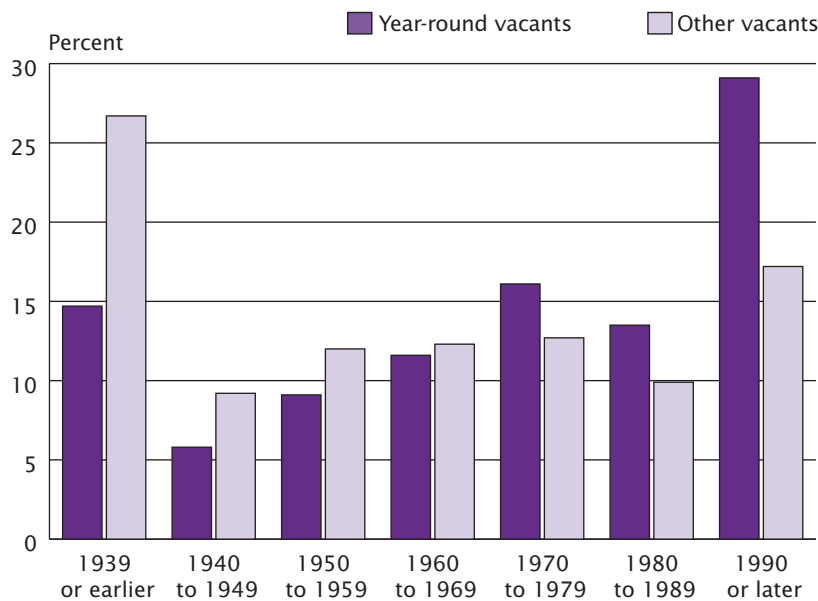
Source: U.S. Census Bureau, 2010 Current Population Survey/Housing Vacancy Survey.

surveying the entire population and nonsampling error occurs because accurate information cannot always be obtained. All comparisons presented in this report have taken sampling error into account and are significant at the 90 percent confidence level. For more information on the accuracy of the estimates, see <[www.census.gov/housing/hvs/methodology/](http://www.census.gov/housing/hvs/methodology/)>.

**MORE INFORMATION**

The data in this report were collected monthly between 2000 and 2010 in the CPS/HVS, a survey of about 72,000 housing units, both occupied and vacant. The HVS is a supplement of the CPS. For more information about the CPS, see <[www.census.gov/cps/](http://www.census.gov/cps/)>. For more information about the HVS and other vacant units, see <[www.census.gov/housing/hvs/](http://www.census.gov/housing/hvs/)> or contact Melissa Kresin at 301-763-3199.

Figure 9.  
**Distribution of Year-Round Vacants and Other Vacants  
 by Year Built: 2010**



Source: U.S. Census Bureau, 2010 Current Population Survey/Housing Vacancy Survey.



Appendix Table 1-A.

**Percent Distribution of Year-Round Vacant, Year-Round Vacant Excluding Other Vacant, and Other Vacant Units, by Rooms in Unit for the United States and Regions: 2000, 2005, and 2010**

(Percent distribution may not add to 100, due to rounding. For information on sampling error, nonsampling error, and definitions, see [www.census.gov/housing/hvs/methodology/](http://www.census.gov/housing/hvs/methodology/))

| Rooms in unit                | 2000              |   |              | 2005              |   |              | 2010              |   |              |
|------------------------------|-------------------|---|--------------|-------------------|---|--------------|-------------------|---|--------------|
|                              | Year-round vacant | Year-round vacant, excluding other vacant | Other vacant | Year-round vacant | Year-round vacant, excluding other vacant | Other vacant | Year-round vacant | Year-round vacant, excluding other vacant | Other vacant |
| <b>United States</b> .....   | <b>100</b>        | <b>100</b>                                | <b>100</b>   | <b>100</b>        | <b>100</b>                                | <b>100</b>   | <b>100</b>        | <b>100</b>                                | <b>100</b>   |
| 1 and 2 rooms .....          | 7.9               | 8.5                                       | 6.2          | 6.9               | 7.0                                       | 6.4          | 8.0               | 8.5                                       | 6.4          |
| 3 rooms .....                | 16.8              | 18.1                                      | 12.8         | 16.5              | 17.6                                      | 12.8         | 15.4              | 16.6                                      | 11.9         |
| 4 rooms .....                | 30.5              | 30.4                                      | 30.7         | 27.6              | 27.5                                      | 28.1         | 26.6              | 26.9                                      | 25.8         |
| 5 rooms or more .....        | 44.8              | 43.0                                      | 50.4         | 49.0              | 47.9                                      | 52.7         | 50.0              | 48.0                                      | 55.9         |
| Median number of rooms ..... | 4.3               | 4.3                                       | 4.5          | 4.5               | 4.4                                       | 4.6          | 4.5               | 4.4                                       | 4.7          |
| <b>Northeast</b> .....       | <b>16.1</b>       | <b>15.7</b>                               | <b>17.4</b>  | <b>14.6</b>       | <b>14.2</b>                               | <b>15.8</b>  | <b>14.1</b>       | <b>13.7</b>                               | <b>15.5</b>  |
| 1 and 2 rooms .....          | 11.0              | 11.9                                      | 8.1          | 7.3               | 7.5                                       | 6.9          | 10.1              | 10.6                                      | 8.9          |
| 3 rooms .....                | 18.1              | 19.5                                      | 14.4         | 22.4              | 23.7                                      | 18.2         | 18.6              | 19.7                                      | 16.0         |
| 4 rooms .....                | 24.6              | 23.9                                      | 26.4         | 21.7              | 21.7                                      | 21.7         | 24.7              | 25.3                                      | 23.4         |
| 5 rooms or more .....        | 46.3              | 44.6                                      | 51.2         | 48.6              | 47.1                                      | 53.4         | 46.4              | 44.5                                      | 51.7         |
| Median number of rooms ..... | 4.3               | 4.3                                       | 4.6          | 4.4               | 4.4                                       | 4.6          | 4.4               | 4.3                                       | 4.6          |
| <b>Midwest</b> .....         | <b>20.0</b>       | <b>19.3</b>                               | <b>22.3</b>  | <b>22.7</b>       | <b>22.8</b>                               | <b>22.4</b>  | <b>21.5</b>       | <b>20.5</b>                               | <b>24.3</b>  |
| 1 and 2 rooms .....          | 6.5               | 7.5                                       | 4.0          | 6.5               | 6.6                                       | 6.3          | 6.7               | 7.8                                       | 4.1          |
| 3 rooms .....                | 17.4              | 18.6                                      | 14.1         | 15.4              | 16.6                                      | 11.0         | 14.7              | 15.7                                      | 12.4         |
| 4 rooms .....                | 27.9              | 28.6                                      | 25.9         | 27.4              | 27.6                                      | 26.9         | 26.4              | 27.3                                      | 24.1         |
| 5 rooms or more .....        | 48.3              | 45.4                                      | 56.2         | 50.7              | 49.2                                      | 55.8         | 52.1              | 49.2                                      | 59.5         |
| Median number of rooms ..... | 4.4               | 4.3                                       | 4.7          | 4.5               | 4.5                                       | 4.7          | 4.6               | 4.5                                       | 4.9          |
| <b>South</b> .....           | <b>46.1</b>       | <b>46.0</b>                               | <b>46.3</b>  | <b>45.3</b>       | <b>44.0</b>                               | <b>49.5</b>  | <b>44.6</b>       | <b>44.3</b>                               | <b>45.6</b>  |
| 1 and 2 rooms .....          | 5.9               | 6.1                                       | 5.4          | 5.4               | 5.7                                       | 4.3          | 6.4               | 6.6                                       | 6.1          |
| 3 rooms .....                | 15.7              | 17.1                                      | 11.6         | 15.3              | 16.4                                      | 11.6         | 14.1              | 15.7                                      | 9.4          |
| 4 rooms .....                | 34.3              | 34.0                                      | 35.3         | 29.7              | 29.4                                      | 30.6         | 28.4              | 28.6                                      | 27.8         |
| 5 rooms or more .....        | 44.1              | 42.9                                      | 47.8         | 49.7              | 48.4                                      | 53.5         | 51.1              | 49.1                                      | 56.7         |
| Median number of rooms ..... | 4.3               | 4.3                                       | 4.4          | 4.5               | 4.4                                       | 4.6          | 4.5               | 4.5                                       | 4.7          |
| <b>West</b> .....            | <b>17.8</b>       | <b>19.0</b>                               | <b>14.0</b>  | <b>17.5</b>       | <b>19.0</b>                               | <b>12.3</b>  | <b>19.7</b>       | <b>21.5</b>                               | <b>14.6</b>  |
| 1 and 2 rooms .....          | 12.0              | 12.5                                      | 9.8          | 10.8              | 10.3                                      | 14.0         | 11.3              | 12.0                                      | 8.3          |
| 3 rooms .....                | 17.9              | 19.0                                      | 13.0         | 16.4              | 16.9                                      | 14.0         | 16.7              | 17.2                                      | 14.7         |
| 4 rooms .....                | 28.9              | 29.0                                      | 28.2         | 27.3              | 27.1                                      | 28.7         | 24.3              | 24.1                                      | 25.0         |
| 5 rooms or more .....        | 41.3              | 39.5                                      | 49.0         | 45.4              | 45.8                                      | 43.6         | 47.6              | 46.6                                      | 52.0         |
| Median number of rooms ..... | 4.2               | 4.1                                       | 4.5          | 4.3               | 4.3                                       | 4.3          | 4.4               | 4.4                                       | 4.6          |

Source: U.S. Census Bureau, 2000, 2005, and 2010 Current Population Survey/Housing Vacancy Survey.



Appendix Table 1-B.

**Standard Error for Percent Distribution of Year-Round Vacant, Year-Round Vacant Excluding Other Vacant, and Other Vacant Units by Rooms in Unit for the United States and Regions: 2000, 2005, and 2010**

(For information on sampling error, nonsampling error, and definitions, see [www.census.gov/housing/hvs/methodology/](http://www.census.gov/housing/hvs/methodology/))

| Rooms in unit                | 2000              |   |              | 2005              |   |              | 2010              |   |              |
|------------------------------|-------------------|---|--------------|-------------------|---|--------------|-------------------|---|--------------|
|                              | Year-round vacant | Year-round vacant, excluding other vacant | Other vacant | Year-round vacant | Year-round vacant, excluding other vacant | Other vacant | Year-round vacant | Year-round vacant, excluding other vacant | Other vacant |
| <b>United States</b> .....   | <b>(X)</b>        | <b>(X)</b>                                | <b>(X)</b>   | <b>(X)</b>        | <b>(X)</b>                                | <b>(X)</b>   | <b>(X)</b>        | <b>(X)</b>                                | <b>(X)</b>   |
| 1 and 2 rooms .....          | 0.4               | 0.4                                       | 0.7          | 0.3               | 0.3                                       | 0.6          | 0.4               | 0.5                                       | 0.7          |
| 3 rooms .....                | 0.5               | 0.6                                       | 0.9          | 0.4               | 0.5                                       | 0.8          | 0.5               | 0.6                                       | 0.9          |
| 4 rooms .....                | 0.6               | 0.7                                       | 1.3          | 0.5               | 0.6                                       | 1.1          | 0.6               | 0.7                                       | 1.2          |
| 5 rooms or more .....        | 0.7               | 0.8                                       | 1.4          | 0.6               | 0.7                                       | 1.2          | 0.7               | 0.8                                       | 1.4          |
| Median number of rooms ..... | (X)               | (X)                                       | (X)          | (X)               | (X)                                       | (X)          | (X)               | (X)                                       | (X)          |
| <b>Northeast</b> .....       | <b>0.5</b>        | <b>0.6</b>                                | <b>1.1</b>   | <b>0.5</b>        | <b>0.5</b>                                | <b>1.0</b>   | <b>0.5</b>        | <b>0.6</b>                                | <b>1.0</b>   |
| 1 and 2 rooms .....          | 1.1               | 1.4                                       | 2.0          | 0.9               | 1.0                                       | 1.7          | 1.1               | 1.4                                       | 2.1          |
| 3 rooms .....                | 1.4               | 1.7                                       | 2.5          | 1.4               | 1.6                                       | 2.6          | 1.5               | 1.8                                       | 2.6          |
| 4 rooms .....                | 1.6               | 1.8                                       | 3.2          | 1.4               | 1.6                                       | 2.8          | 1.6               | 2.0                                       | 3.1          |
| 5 rooms or more .....        | 1.8               | 2.1                                       | 3.6          | 1.7               | 1.9                                       | 3.4          | 1.9               | 2.2                                       | 3.6          |
| Median number of rooms ..... | (X)               | (X)                                       | (X)          | (X)               | (X)                                       | (X)          | (X)               | (X)                                       | (X)          |
| <b>Midwest</b> .....         | <b>0.6</b>        | <b>0.6</b>                                | <b>1.2</b>   | <b>0.5</b>        | <b>0.6</b>                                | <b>1.0</b>   | <b>0.6</b>        | <b>0.7</b>                                | <b>1.2</b>   |
| 1 and 2 rooms .....          | 0.8               | 1.0                                       | 1.2          | 0.6               | 0.7                                       | 1.3          | 0.8               | 1.0                                       | 1.1          |
| 3 rooms .....                | 1.2               | 1.4                                       | 2.1          | 0.9               | 1.0                                       | 1.6          | 1.1               | 1.3                                       | 1.9          |
| 4 rooms .....                | 1.4               | 1.7                                       | 2.7          | 1.1               | 1.2                                       | 2.3          | 1.4               | 1.6                                       | 2.5          |
| 5 rooms or more .....        | 1.6               | 1.8                                       | 3.0          | 1.2               | 1.4                                       | 2.6          | 1.5               | 1.8                                       | 2.8          |
| Median number of rooms ..... | (X)               | (X)                                       | (X)          | (X)               | (X)                                       | (X)          | (X)               | (X)                                       | (X)          |
| <b>South</b> .....           | <b>0.7</b>        | <b>0.8</b>                                | <b>1.4</b>   | <b>0.6</b>        | <b>0.7</b>                                | <b>1.3</b>   | <b>0.7</b>        | <b>0.8</b>                                | <b>1.4</b>   |
| 1 and 2 rooms .....          | 0.5               | 0.5                                       | 0.9          | 0.4               | 0.5                                       | 0.7          | 0.5               | 0.6                                       | 1.0          |
| 3 rooms .....                | 0.7               | 0.8                                       | 1.3          | 0.6               | 0.8                                       | 1.1          | 0.7               | 0.9                                       | 1.2          |
| 4 rooms .....                | 0.9               | 1.1                                       | 1.9          | 0.8               | 0.9                                       | 1.6          | 1.0               | 1.1                                       | 1.9          |
| 5 rooms or more .....        | 1.0               | 1.1                                       | 2.0          | 0.9               | 1.0                                       | 1.8          | 1.1               | 1.2                                       | 2.1          |
| Median number of rooms ..... | (X)               | (X)                                       | (X)          | (X)               | (X)                                       | (X)          | (X)               | (X)                                       | (X)          |
| <b>West</b> .....            | <b>0.5</b>        | <b>0.6</b>                                | <b>0.9</b>   | <b>0.4</b>        | <b>0.5</b>                                | <b>0.8</b>   | <b>0.6</b>        | <b>0.7</b>                                | <b>1.0</b>   |
| 1 and 2 rooms .....          | 1.0               | 1.1                                       | 2.1          | 0.9               | 0.9                                       | 2.4          | 1.0               | 1.2                                       | 2.1          |
| 3 rooms .....                | 1.2               | 1.4                                       | 2.4          | 1.0               | 1.1                                       | 2.4          | 1.2               | 1.4                                       | 2.6          |
| 4 rooms .....                | 1.4               | 1.6                                       | 3.3          | 1.2               | 1.3                                       | 3.1          | 1.4               | 1.5                                       | 3.2          |
| 5 rooms or more .....        | 1.5               | 1.7                                       | 3.6          | 1.4               | 1.5                                       | 3.4          | 1.6               | 1.8                                       | 3.7          |
| Median number of rooms ..... | (X)               | (X)                                       | (X)          | (X)               | (X)                                       | (X)          | (X)               | (X)                                       | (X)          |

(X) Not applicable.

Source: U.S. Census Bureau, 2000, 2005, and 2010 Current Population Survey/Housing Vacancy Survey.

Appendix Table 2-A.

**Percent Distribution of Year-Round Vacant, Year-Round Vacant Excluding Other Vacant, and Other Vacant Units by Bedrooms in Unit for the United States and Regions: 2000, 2005, and 2010**

(Percent distribution may not add to 100, due to rounding. For information on sampling error, nonsampling error, and definitions, see [www.census.gov/housing/hvs/methodology/](http://www.census.gov/housing/hvs/methodology/))

| Bedrooms in unit               | 2000              |   |              | 2005              |   |              | 2010              |   |              |
|--------------------------------|-------------------|---|--------------|-------------------|---|--------------|-------------------|---|--------------|
|                                | Year-round vacant | Year-round vacant, excluding other vacant | Other vacant | Year-round vacant | Year-round vacant, excluding other vacant | Other vacant | Year-round vacant | Year-round vacant, excluding other vacant | Other vacant |
| <b>United States</b> . . . . . | <b>100</b>        | <b>100</b>                                | <b>100</b>   | <b>100</b>        | <b>100</b>                                | <b>100</b>   | <b>100</b>        | <b>100</b>                                | <b>100</b>   |
| No bedrooms . . . . .          | 2.4               | 2.5                                       | 2.1          | 2.0               | 1.9                                       | 2.2          | 2.0               | 2.2                                       | 1.6          |
| 1 bedroom . . . . .            | 22.8              | 24.1                                      | 18.8         | 22.3              | 23.6                                      | 17.9         | 21.9              | 23.5                                      | 17.4         |
| 2 bedrooms . . . . .           | 43.4              | 42.8                                      | 45.2         | 40.7              | 40.4                                      | 41.6         | 37.9              | 37.7                                      | 38.3         |
| 3 bedrooms or more . . . . .   | 31.3              | 30.6                                      | 33.9         | 35.0              | 34.1                                      | 38.2         | 38.1              | 36.6                                      | 42.6         |
| <b>Northeast</b> . . . . .     | <b>16.1</b>       | <b>15.7</b>                               | <b>17.4</b>  | <b>14.6</b>       | <b>14.2</b>                               | <b>15.8</b>  | <b>14.1</b>       | <b>13.7</b>                               | <b>15.5</b>  |
| No bedrooms . . . . .          | 3.3               | 3.9                                       | 1.4          | 1.7               | 1.8                                       | 1.7          | 1.9               | 2.1                                       | 1.4          |
| 1 bedroom . . . . .            | 30.6              | 31.3                                      | 28.5         | 31.4              | 33.1                                      | 26.2         | 32.3              | 33.9                                      | 28.1         |
| 2 bedrooms . . . . .           | 33.1              | 33.1                                      | 32.9         | 34.4              | 33.3                                      | 37.8         | 34.1              | 34.5                                      | 33.2         |
| 3 bedrooms or more . . . . .   | 33.1              | 31.6                                      | 37.3         | 32.5              | 31.9                                      | 34.3         | 31.7              | 29.5                                      | 37.3         |
| <b>Midwest</b> . . . . .       | <b>20.0</b>       | <b>19.3</b>                               | <b>22.3</b>  | <b>22.7</b>       | <b>22.8</b>                               | <b>22.4</b>  | <b>21.5</b>       | <b>20.5</b>                               | <b>24.3</b>  |
| No bedrooms . . . . .          | 2.3               | 2.9                                       | 0.7          | 2.4               | 2.3                                       | 2.8          | 2.3               | 2.6                                       | 1.5          |
| 1 bedroom . . . . .            | 24.1              | 25.8                                      | 19.3         | 21.9              | 23.2                                      | 17.0         | 20.5              | 22.5                                      | 15.3         |
| 2 bedrooms . . . . .           | 43.1              | 42.0                                      | 46.1         | 43.9              | 44.0                                      | 43.6         | 40.6              | 40.3                                      | 41.4         |
| 3 bedrooms or more . . . . .   | 30.4              | 29.3                                      | 33.6         | 31.8              | 30.5                                      | 36.6         | 36.7              | 34.6                                      | 41.9         |
| <b>South</b> . . . . .         | <b>46.1</b>       | <b>46.0</b>                               | <b>46.3</b>  | <b>45.3</b>       | <b>44.0</b>                               | <b>49.5</b>  | <b>44.6</b>       | <b>44.3</b>                               | <b>45.6</b>  |
| No bedrooms . . . . .          | 1.5               | 1.2                                       | 2.2          | 1.2               | 1.2                                       | 1.3          | 1.3               | 1.2                                       | 1.6          |
| 1 bedroom . . . . .            | 19.0              | 20.2                                      | 15.1         | 19.5              | 21.0                                      | 14.8         | 18.7              | 20.2                                      | 14.2         |
| 2 bedrooms . . . . .           | 47.8              | 47.4                                      | 49.3         | 41.7              | 41.6                                      | 41.9         | 38.8              | 38.7                                      | 38.9         |
| 3 bedrooms or more . . . . .   | 31.7              | 31.1                                      | 33.4         | 37.6              | 36.2                                      | 42.1         | 41.2              | 39.8                                      | 45.3         |
| <b>West</b> . . . . .          | <b>17.8</b>       | <b>19.0</b>                               | <b>14.0</b>  | <b>17.5</b>       | <b>19.0</b>                               | <b>12.3</b>  | <b>19.7</b>       | <b>21.5</b>                               | <b>14.6</b>  |
| No bedrooms . . . . .          | 4.2               | 4.0                                       | 4.9          | 3.6               | 3.2                                       | 5.5          | 3.4               | 3.7                                       | 2.3          |
| 1 bedroom . . . . .            | 24.3              | 25.7                                      | 18.2         | 22.7              | 22.9                                      | 21.6         | 23.5              | 24.3                                      | 19.7         |
| 2 bedrooms . . . . .           | 41.6              | 40.7                                      | 45.2         | 39.1              | 38.7                                      | 41.5         | 35.7              | 35.5                                      | 36.9         |
| 3 bedrooms or more . . . . .   | 29.9              | 29.5                                      | 31.7         | 34.5              | 35.2                                      | 31.1         | 37.4              | 36.5                                      | 41.2         |

Source: U.S. Census Bureau, 2000, 2005, and 2010 Current Population Survey/Housing Vacancy Survey.

Appendix Table 2-B.

**Standard Error for Percent Distribution of Year-Round Vacant, Year-Round Vacant Excluding Other Vacant, and Other Vacant Units by Bedrooms in Unit for the United States and Regions: 2000, 2005, and 2010**

(For information on sampling error, nonsampling error, and definitions, see [www.census.gov/housing/hvs/methodology/](http://www.census.gov/housing/hvs/methodology/))

| Bedrooms in unit               | 2000              |   |              | 2005              |   |              | 2010              |   |              |
|--------------------------------|-------------------|---|--------------|-------------------|---|--------------|-------------------|---|--------------|
|                                | Year-round vacant | Year-round vacant, excluding other vacant | Other vacant | Year-round vacant | Year-round vacant, excluding other vacant | Other vacant | Year-round vacant | Year-round vacant, excluding other vacant | Other vacant |
| <b>United States</b> . . . . . | <b>(X)</b>        | <b>(X)</b>                                | <b>(X)</b>   | <b>(X)</b>        | <b>(X)</b>                                | <b>(X)</b>   | <b>(X)</b>        | <b>(X)</b>                                | <b>(X)</b>   |
| No bedrooms . . . . .          | 0.2               | 0.2                                       | 0.4          | 0.2               | 0.2                                       | 0.4          | 0.2               | 0.2                                       | 0.4          |
| 1 bedroom . . . . .            | 0.6               | 0.7                                       | 1.1          | 0.5               | 0.6                                       | 1.0          | 0.6               | 0.7                                       | 1.1          |
| 2 bedrooms . . . . .           | 0.7               | 0.8                                       | 1.4          | 0.6               | 0.7                                       | 1.2          | 0.7               | 0.8                                       | 1.4          |
| 3 bedrooms or more . . . . .   | 0.6               | 0.7                                       | 1.3          | 0.6               | 0.6                                       | 1.2          | 0.7               | 0.8                                       | 1.4          |
| <b>Northeast</b> . . . . .     | <b>0.5</b>        | <b>0.6</b>                                | <b>1.1</b>   | <b>0.5</b>        | <b>0.5</b>                                | <b>1.0</b>   | <b>0.5</b>        | <b>0.6</b>                                | <b>1.0</b>   |
| No bedrooms . . . . .          | 0.7               | 0.8                                       | 0.8          | 0.4               | 0.5                                       | 0.9          | 0.5               | 0.6                                       | 0.9          |
| 1 bedroom . . . . .            | 1.7               | 2.0                                       | 3.2          | 1.6               | 1.8                                       | 3.0          | 1.8               | 2.1                                       | 3.2          |
| 2 bedrooms . . . . .           | 1.7               | 2.0                                       | 3.4          | 1.6               | 1.8                                       | 3.3          | 1.8               | 2.1                                       | 3.4          |
| 3 bedrooms or more . . . . .   | 1.7               | 2.0                                       | 3.5          | 1.6               | 1.8                                       | 3.2          | 1.8               | 2.0                                       | 3.5          |
| <b>Midwest</b> . . . . .       | <b>0.6</b>        | <b>0.6</b>                                | <b>1.2</b>   | <b>0.5</b>        | <b>0.6</b>                                | <b>1.0</b>   | <b>0.6</b>        | <b>0.7</b>                                | <b>1.2</b>   |
| No bedrooms . . . . .          | 0.5               | 0.6                                       | 0.5          | 0.4               | 0.4                                       | 0.9          | 0.5               | 0.6                                       | 0.7          |
| 1 bedroom . . . . .            | 1.3               | 1.6                                       | 2.4          | 1.0               | 1.2                                       | 2.0          | 1.2               | 1.5                                       | 2.1          |
| 2 bedrooms . . . . .           | 1.6               | 1.8                                       | 3.1          | 1.2               | 1.4                                       | 2.6          | 1.5               | 1.8                                       | 2.8          |
| 3 bedrooms or more . . . . .   | 1.4               | 1.7                                       | 2.9          | 1.1               | 1.3                                       | 2.5          | 1.5               | 1.7                                       | 2.8          |
| <b>South</b> . . . . .         | <b>0.7</b>        | <b>0.8</b>                                | <b>1.4</b>   | <b>0.6</b>        | <b>0.7</b>                                | <b>1.3</b>   | <b>0.7</b>        | <b>0.8</b>                                | <b>1.4</b>   |
| No bedrooms . . . . .          | 0.2               | 0.2                                       | 0.6          | 0.2               | 0.2                                       | 0.4          | 0.2               | 0.3                                       | 0.5          |
| 1 bedroom . . . . .            | 0.8               | 0.9                                       | 1.4          | 0.7               | 0.8                                       | 1.3          | 0.8               | 1.0                                       | 1.5          |
| 2 bedrooms . . . . .           | 1.0               | 1.1                                       | 2.0          | 0.9               | 1.0                                       | 1.8          | 1.0               | 1.2                                       | 2.1          |
| 3 bedrooms or more . . . . .   | 0.9               | 1.0                                       | 1.9          | 0.9               | 1.0                                       | 1.8          | 1.1               | 1.2                                       | 2.1          |
| <b>West</b> . . . . .          | <b>0.5</b>        | <b>0.6</b>                                | <b>0.9</b>   | <b>0.4</b>        | <b>0.5</b>                                | <b>0.8</b>   | <b>0.6</b>        | <b>0.7</b>                                | <b>1.0</b>   |
| No bedrooms . . . . .          | 0.6               | 0.7                                       | 1.6          | 0.5               | 0.5                                       | 1.6          | 0.6               | 0.7                                       | 1.1          |
| 1 bedroom . . . . .            | 1.3               | 1.5                                       | 2.8          | 1.2               | 1.3                                       | 2.8          | 1.4               | 1.5                                       | 3.0          |
| 2 bedrooms . . . . .           | 1.5               | 1.7                                       | 3.6          | 1.3               | 1.5                                       | 3.4          | 1.5               | 1.7                                       | 3.6          |
| 3 bedrooms or more . . . . .   | 1.4               | 1.6                                       | 3.4          | 1.3               | 1.4                                       | 3.2          | 1.6               | 1.7                                       | 3.7          |

(X) Not applicable.

Source: U.S. Census Bureau, 2000, 2005, and 2010 Current Population Survey/Housing Vacancy Survey.

Appendix Table 3-A.

**Percent Distribution of Year-Round Vacant, Year-Round Vacant Excluding Other Vacant, and Other Vacant Units by Units in Structure for the United States and Regions: 2000, 2005, and 2010**

(Percent distribution may not add to 100, due to rounding. For information on sampling error, nonsampling error, and definitions, see [www.census.gov/housing/hvs/methodology/](http://www.census.gov/housing/hvs/methodology/))

| Units in structure         | 2000              |   |              | 2005              |   |              | 2010              |   |              |
|----------------------------|-------------------|---|--------------|-------------------|---|--------------|-------------------|---|--------------|
|                            | Year-round vacant | Year-round vacant, excluding other vacant | Other vacant | Year-round vacant | Year-round vacant, excluding other vacant | Other vacant | Year-round vacant | Year-round vacant, excluding other vacant | Other vacant |
| <b>United States</b> ..... | <b>100</b>        | <b>100</b>                                | <b>100</b>   | <b>100</b>        | <b>100</b>                                | <b>100</b>   | <b>100</b>        | <b>100</b>                                | <b>100</b>   |
| 1 unit .....               | 50.2              | 46.4                                      | 62.7         | 52.6              | 49.0                                      | 64.7         | 53.5              | 49.0                                      | 66.6         |
| 2 units .....              | 5.9               | 5.5                                       | 7.2          | 5.7               | 5.3                                       | 7.0          | 5.9               | 5.4                                       | 7.2          |
| 3 and 4 units .....        | 7.1               | 7.3                                       | 6.2          | 6.7               | 7.2                                       | 5.0          | 6.7               | 7.0                                       | 5.8          |
| 5 to 9 units .....         | 8.1               | 9.4                                       | 3.9          | 7.4               | 8.6                                       | 3.3          | 7.4               | 8.6                                       | 4.1          |
| 10 units or more .....     | 19.0              | 23.2                                      | 5.6          | 19.1              | 22.6                                      | 6.6          | 19.8              | 24.1                                      | 7.0          |
| Mobile homes.....          | 9.7               | 8.2                                       | 14.4         | 8.6               | 7.2                                       | 13.4         | 6.7               | 5.9                                       | 9.2          |
| <b>Northeast</b> .....     | <b>16.1</b>       | <b>15.7</b>                               | <b>17.4</b>  | <b>14.6</b>       | <b>14.2</b>                               | <b>15.8</b>  | <b>14.1</b>       | <b>13.7</b>                               | <b>15.5</b>  |
| 1 unit .....               | 45.2              | 43.8                                      | 49.8         | 45.7              | 43.2                                      | 53.4         | 44.3              | 40.8                                      | 53.5         |
| 2 units .....              | 10.9              | 9.1                                       | 16.2         | 11.9              | 10.1                                      | 17.3         | 12.1              | 10.6                                      | 16.2         |
| 3 and 4 units .....        | 11.1              | 10.6                                      | 12.5         | 9.9               | 9.6                                       | 10.9         | 10.1              | 10.2                                      | 9.8          |
| 5 to 9 units .....         | 8.1               | 8.9                                       | 6.0          | 8.8               | 9.8                                       | 5.7          | 7.4               | 8.1                                       | 5.9          |
| 10 units or more .....     | 21.7              | 25.3                                      | 11.1         | 21.3              | 25.5                                      | 8.5          | 23.9              | 28.4                                      | 12.3         |
| Mobile homes.....          | 2.9               | 2.3                                       | 4.6          | 2.4               | 1.8                                       | 4.3          | 2.1               | 1.9                                       | 2.5          |
| <b>Midwest</b> .....       | <b>20.0</b>       | <b>19.3</b>                               | <b>22.3</b>  | <b>22.7</b>       | <b>22.8</b>                               | <b>22.4</b>  | <b>21.5</b>       | <b>20.5</b>                               | <b>24.3</b>  |
| 1 unit .....               | 47.9              | 42.3                                      | 63.5         | 51.7              | 47.2                                      | 67.3         | 54.2              | 48.7                                      | 68.2         |
| 2 units .....              | 8.8               | 8.3                                       | 9.9          | 8.6               | 8.2                                       | 10.0         | 7.7               | 7.2                                       | 9.0          |
| 3 and 4 units .....        | 7.9               | 8.3                                       | 6.9          | 8.1               | 8.9                                       | 5.3          | 8.4               | 8.6                                       | 7.9          |
| 5 to 9 units .....         | 9.2               | 11.0                                      | 4.3          | 7.4               | 8.8                                       | 2.5          | 8.7               | 10.5                                      | 4.3          |
| 10 units or more .....     | 18.6              | 23.6                                      | 4.7          | 18.2              | 21.8                                      | 5.5          | 16.5              | 21.3                                      | 4.8          |
| Mobile homes.....          | 7.5               | 6.4                                       | 10.3         | 6.0               | 5.0                                       | 9.3          | 4.4               | 3.8                                       | 5.9          |
| <b>South</b> .....         | <b>46.1</b>       | <b>46.0</b>                               | <b>46.3</b>  | <b>45.3</b>       | <b>44.0</b>                               | <b>49.5</b>  | <b>44.6</b>       | <b>44.3</b>                               | <b>45.6</b>  |
| 1 unit .....               | 52.2              | 47.5                                      | 67.2         | 54.7              | 50.3                                      | 68.0         | 56.1              | 50.9                                      | 70.9         |
| 2 units .....              | 3.9               | 4.0                                       | 3.5          | 2.8               | 2.8                                       | 3.0          | 3.7               | 3.6                                       | 4.0          |
| 3 and 4 units .....        | 5.4               | 6.1                                       | 3.2          | 4.6               | 5.3                                       | 2.4          | 4.6               | 5.2                                       | 3.0          |
| 5 to 9 units .....         | 7.4               | 8.9                                       | 2.6          | 6.7               | 8.0                                       | 2.4          | 6.9               | 8.1                                       | 3.2          |
| 10 units or more .....     | 17.8              | 22.1                                      | 4.0          | 18.4              | 22.5                                      | 5.7          | 19.2              | 23.9                                      | 5.5          |
| Mobile homes.....          | 13.2              | 11.3                                      | 19.5         | 12.8              | 11.0                                      | 18.4         | 9.6               | 8.3                                       | 13.4         |
| <b>West</b> .....          | <b>17.8</b>       | <b>19.0</b>                               | <b>14.0</b>  | <b>17.5</b>       | <b>19.0</b>                               | <b>12.3</b>  | <b>19.7</b>       | <b>21.5</b>                               | <b>14.6</b>  |
| 1 unit .....               | 52.3              | 50.0                                      | 62.2         | 54.0              | 52.7                                      | 61.0         | 53.3              | 50.7                                      | 64.8         |
| 2 units .....              | 3.5               | 3.4                                       | 4.0          | 4.0               | 3.9                                       | 4.3          | 4.3               | 4.2                                       | 4.9          |
| 3 and 4 units .....        | 6.7               | 6.5                                       | 7.5          | 7.5               | 7.6                                       | 7.0          | 7.2               | 7.3                                       | 6.8          |
| 5 to 9 units .....         | 8.3               | 9.1                                       | 4.6          | 8.2               | 8.7                                       | 5.2          | 7.4               | 7.9                                       | 4.9          |
| 10 units or more .....     | 20.2              | 23.5                                      | 5.8          | 20.0              | 21.9                                      | 9.8          | 21.9              | 24.6                                      | 10.0         |
| Mobile homes.....          | 9.0               | 7.5                                       | 15.9         | 6.3               | 5.1                                       | 12.8         | 6.0               | 5.4                                       | 8.3          |

Source: U.S. Census Bureau, 2000, 2005, and 2010 Current Population Survey/Housing Vacancy Survey.

Appendix Table 3-B.

**Standard Error for Percent Distribution of Year-Round Vacant, Year-Round Vacant Excluding Other Vacant, and Other Vacant Units by Units in Structure for the United States and Regions: 2000, 2005, and 2010**

(For information on sampling error, nonsampling error, and definitions, see [www.census.gov/housing/hvs/methodology/](http://www.census.gov/housing/hvs/methodology/))

| Units in structure             | 2000              |   |              | 2005              |   |              | 2010              |   |              |
|--------------------------------|-------------------|---|--------------|-------------------|---|--------------|-------------------|---|--------------|
|                                | Year-round vacant | Year-round vacant, excluding other vacant | Other vacant | Year-round vacant | Year-round vacant, excluding other vacant | Other vacant | Year-round vacant | Year-round vacant, excluding other vacant | Other vacant |
| <b>United States</b> . . . . . | <b>(X)</b>        | <b>(X)</b>                                | <b>(X)</b>   | <b>(X)</b>        | <b>(X)</b>                                | <b>(X)</b>   | <b>(X)</b>        | <b>(X)</b>                                | <b>(X)</b>   |
| 1 unit . . . . .               | 0.7               | 0.8                                       | 1.3          | 0.6               | 0.7                                       | 1.2          | 0.7               | 0.8                                       | 1.3          |
| 2 units . . . . .              | 0.3               | 0.4                                       | 0.7          | 0.3               | 0.3                                       | 0.6          | 0.3               | 0.4                                       | 0.7          |
| 3 and 4 units . . . . .        | 0.3               | 0.4                                       | 0.7          | 0.3               | 0.3                                       | 0.5          | 0.4               | 0.4                                       | 0.7          |
| 5 to 9 units . . . . .         | 0.4               | 0.5                                       | 0.5          | 0.3               | 0.4                                       | 0.4          | 0.4               | 0.5                                       | 0.6          |
| 10 units or more . . . . .     | 0.5               | 0.7                                       | 0.6          | 0.5               | 0.6                                       | 0.6          | 0.6               | 0.7                                       | 0.7          |
| Mobile homes . . . . .         | 0.4               | 0.4                                       | 1.0          | 0.3               | 0.3                                       | 0.9          | 0.4               | 0.4                                       | 0.8          |
| <b>Northeast</b> . . . . .     | <b>0.5</b>        | <b>0.6</b>                                | <b>1.1</b>   | <b>0.5</b>        | <b>0.5</b>                                | <b>1.0</b>   | <b>0.5</b>        | <b>0.6</b>                                | <b>1.0</b>   |
| 1 unit . . . . .               | 1.8               | 2.1                                       | 3.6          | 1.7               | 1.9                                       | 3.4          | 1.9               | 2.2                                       | 3.6          |
| 2 units . . . . .              | 1.1               | 1.2                                       | 2.6          | 1.1               | 1.2                                       | 2.6          | 1.2               | 1.4                                       | 2.7          |
| 3 and 4 units . . . . .        | 1.1               | 1.3                                       | 2.4          | 1.0               | 1.1                                       | 2.1          | 1.1               | 1.4                                       | 2.1          |
| 5 to 9 units . . . . .         | 1.0               | 1.2                                       | 1.7          | 1.0               | 1.1                                       | 1.6          | 1.0               | 1.2                                       | 1.7          |
| 10 units or more . . . . .     | 1.5               | 1.8                                       | 2.3          | 1.4               | 1.7                                       | 1.9          | 1.6               | 2.0                                       | 2.4          |
| Mobile homes . . . . .         | 0.6               | 0.6                                       | 1.5          | 0.5               | 0.5                                       | 1.4          | 0.5               | 0.6                                       | 1.1          |
| <b>Midwest</b> . . . . .       | <b>0.6</b>        | <b>0.6</b>                                | <b>1.2</b>   | <b>0.5</b>        | <b>0.6</b>                                | <b>1.0</b>   | <b>0.6</b>        | <b>0.7</b>                                | <b>1.2</b>   |
| 1 unit . . . . .               | 1.6               | 1.8                                       | 2.9          | 1.2               | 1.4                                       | 2.5          | 1.5               | 1.8                                       | 2.7          |
| 2 units . . . . .              | 0.9               | 1.0                                       | 1.8          | 0.7               | 0.8                                       | 1.6          | 0.8               | 0.9                                       | 1.6          |
| 3 and 4 units . . . . .        | 0.8               | 1.0                                       | 1.6          | 0.7               | 0.8                                       | 1.2          | 0.9               | 1.0                                       | 1.6          |
| 5 to 9 units . . . . .         | 0.9               | 1.1                                       | 1.2          | 0.6               | 0.8                                       | 0.8          | 0.9               | 1.1                                       | 1.2          |
| 10 units or more . . . . .     | 1.2               | 1.6                                       | 1.3          | 0.9               | 1.2                                       | 1.2          | 1.1               | 1.5                                       | 1.2          |
| Mobile homes . . . . .         | 0.8               | 0.9                                       | 1.9          | 0.6               | 0.6                                       | 1.5          | 0.6               | 0.7                                       | 1.4          |
| <b>South</b> . . . . .         | <b>0.7</b>        | <b>0.8</b>                                | <b>1.4</b>   | <b>0.6</b>        | <b>0.7</b>                                | <b>1.3</b>   | <b>0.7</b>        | <b>0.8</b>                                | <b>1.4</b>   |
| 1 unit . . . . .               | 1.0               | 1.1                                       | 1.9          | 0.9               | 1.0                                       | 1.7          | 1.1               | 1.2                                       | 1.9          |
| 2 units . . . . .              | 0.4               | 0.4                                       | 0.7          | 0.3               | 0.3                                       | 0.6          | 0.4               | 0.5                                       | 0.8          |
| 3 and 4 units . . . . .        | 0.4               | 0.5                                       | 0.7          | 0.4               | 0.5                                       | 0.5          | 0.4               | 0.6                                       | 0.7          |
| 5 to 9 units . . . . .         | 0.5               | 0.6                                       | 0.6          | 0.4               | 0.6                                       | 0.5          | 0.5               | 0.7                                       | 0.7          |
| 10 units or more . . . . .     | 0.8               | 0.9                                       | 0.8          | 0.7               | 0.8                                       | 0.8          | 0.8               | 1.1                                       | 1.0          |
| Mobile homes . . . . .         | 0.7               | 0.7                                       | 1.6          | 0.6               | 0.6                                       | 1.4          | 0.6               | 0.7                                       | 1.4          |
| <b>West</b> . . . . .          | <b>0.5</b>        | <b>0.6</b>                                | <b>0.9</b>   | <b>0.4</b>        | <b>0.5</b>                                | <b>0.8</b>   | <b>0.6</b>        | <b>0.7</b>                                | <b>1.0</b>   |
| 1 unit . . . . .               | 1.6               | 1.7                                       | 3.5          | 1.4               | 1.5                                       | 3.4          | 1.6               | 1.8                                       | 3.6          |
| 2 units . . . . .              | 0.6               | 0.6                                       | 1.4          | 0.5               | 0.6                                       | 1.4          | 0.7               | 0.7                                       | 1.6          |
| 3 and 4 units . . . . .        | 0.8               | 0.9                                       | 1.9          | 0.7               | 0.8                                       | 1.8          | 0.8               | 0.9                                       | 1.9          |
| 5 to 9 units . . . . .         | 0.9               | 1.0                                       | 1.5          | 0.8               | 0.8                                       | 1.5          | 0.8               | 1.0                                       | 1.6          |
| 10 units or more . . . . .     | 1.3               | 1.5                                       | 1.7          | 1.1               | 1.2                                       | 2.1          | 1.3               | 1.5                                       | 2.2          |
| Mobile homes . . . . .         | 0.9               | 0.9                                       | 2.6          | 0.7               | 0.7                                       | 2.3          | 0.8               | 0.8                                       | 2.1          |

(X) Not applicable.

Source: U.S. Census Bureau, 2000, 2005, and 2010 Current Population Survey/Housing Vacancy Survey.

Appendix Table 4-A.

**Percent Distribution of Year-Round Vacant, Year-Round Vacant Excluding Other Vacant, and Other Vacant Units by Duration of Vacancy for the United States and Regions: 2000, 2005, and 2010**

(Percent distribution may not add to 100, due to rounding. For information on sampling error, nonsampling error, and definitions, see [www.census.gov/housing/hvs/methodology/](http://www.census.gov/housing/hvs/methodology/))

| Duration of vacancy            | 2000              |   |              | 2005              |   |              | 2010              |   |              |
|--------------------------------|-------------------|---|--------------|-------------------|---|--------------|-------------------|---|--------------|
|                                | Year-round vacant | Year-round vacant, excluding other vacant | Other vacant | Year-round vacant | Year-round vacant, excluding other vacant | Other vacant | Year-round vacant | Year-round vacant, excluding other vacant | Other vacant |
| <b>United States</b> . . . . . | <b>100</b>        | <b>100</b>                                | <b>100</b>   | <b>100</b>        | <b>100</b>                                | <b>100</b>   | <b>100</b>        | <b>100</b>                                | <b>100</b>   |
| Less than 1 month . . . . .    | 18.6              | 21.7                                      | 8.5          | 18.2              | 21.1                                      | 8.1          | 14.0              | 16.3                                      | 7.0          |
| 1 to 2 months . . . . .        | 15.1              | 17.5                                      | 7.2          | 14.6              | 16.3                                      | 8.5          | 13.3              | 15.1                                      | 8.1          |
| 2 to 4 months . . . . .        | 14.1              | 15.5                                      | 9.6          | 15.8              | 17.2                                      | 10.7         | 12.9              | 14.3                                      | 8.7          |
| 4 to 6 months . . . . .        | 10.4              | 11.1                                      | 8.0          | 11.3              | 11.8                                      | 9.7          | 11.2              | 12.1                                      | 8.6          |
| 6 to 12 months . . . . .       | 13.2              | 12.9                                      | 14.3         | 13.3              | 13.1                                      | 14.1         | 16.0              | 16.1                                      | 15.6         |
| 1 to 2 years . . . . .         | 10.3              | 8.3                                       | 16.6         | 10.2              | 8.8                                       | 15.1         | 13.1              | 11.8                                      | 17.1         |
| 2 years or more . . . . .      | 18.4              | 12.9                                      | 35.9         | 16.6              | 11.7                                      | 33.7         | 19.5              | 14.2                                      | 34.9         |
| Median (in months) . . . . .   | 4.4               | 3.4                                       | 13.8         | 4.3               | 3.5                                       | 11.5         | 5.7               | 4.7                                       | 13.4         |
| <b>Northeast</b> . . . . .     | <b>16.1</b>       | <b>15.7</b>                               | <b>17.4</b>  | <b>14.6</b>       | <b>14.2</b>                               | <b>15.8</b>  | <b>14.1</b>       | <b>13.7</b>                               | <b>15.5</b>  |
| Less than 1 month . . . . .    | 14.7              | 16.9                                      | 8.6          | 15.3              | 17.7                                      | 7.6          | 12.6              | 14.9                                      | 6.6          |
| 1 to 2 months . . . . .        | 16.0              | 19.1                                      | 6.9          | 16.1              | 18.1                                      | 9.9          | 14.3              | 16.4                                      | 9.1          |
| 2 to 4 months . . . . .        | 14.7              | 15.8                                      | 11.6         | 16.9              | 18.7                                      | 11.1         | 12.8              | 14.6                                      | 8.0          |
| 4 to 6 months . . . . .        | 11.2              | 11.8                                      | 9.3          | 12.3              | 12.6                                      | 11.3         | 10.6              | 11.7                                      | 7.5          |
| 6 to 12 months . . . . .       | 14.9              | 14.9                                      | 14.8         | 13.5              | 13.5                                      | 13.7         | 14.8              | 15.1                                      | 14.2         |
| 1 to 2 years . . . . .         | 10.4              | 8.2                                       | 16.9         | 11.3              | 9.7                                       | 16.3         | 12.5              | 11.2                                      | 15.6         |
| 2 years or more . . . . .      | 18.1              | 13.2                                      | 32.2         | 14.6              | 9.6                                       | 30.3         | 22.5              | 16.1                                      | 38.9         |
| Median (in months) . . . . .   | 4.8               | 3.8                                       | 11.5         | 4.3               | 3.5                                       | 10.4         | 6.0               | 4.7                                       | 15.6         |
| <b>Midwest</b> . . . . .       | <b>20.0</b>       | <b>19.3</b>                               | <b>22.3</b>  | <b>22.7</b>       | <b>22.8</b>                               | <b>22.4</b>  | <b>21.5</b>       | <b>20.5</b>                               | <b>24.3</b>  |
| Less than 1 month . . . . .    | 18.1              | 21.7                                      | 8.0          | 15.5              | 17.5                                      | 8.3          | 12.6              | 15.2                                      | 6.2          |
| 1 to 2 months . . . . .        | 16.1              | 19.0                                      | 7.8          | 12.9              | 14.4                                      | 7.7          | 12.3              | 14.3                                      | 7.3          |
| 2 to 4 months . . . . .        | 13.8              | 15.5                                      | 9.4          | 16.3              | 17.9                                      | 10.7         | 11.9              | 13.7                                      | 7.4          |
| 4 to 6 months . . . . .        | 10.4              | 11.4                                      | 7.8          | 12.8              | 13.7                                      | 9.7          | 10.7              | 11.4                                      | 8.9          |
| 6 to 12 months . . . . .       | 13.6              | 13.1                                      | 15.2         | 16.4              | 16.4                                      | 16.4         | 17.1              | 17.2                                      | 16.9         |
| 1 to 2 years . . . . .         | 10.8              | 8.6                                       | 17.0         | 12.1              | 11.3                                      | 15.2         | 15.4              | 13.8                                      | 19.3         |
| 2 years or more . . . . .      | 17.1              | 10.7                                      | 34.7         | 14.1              | 9.0                                       | 31.9         | 20.1              | 14.5                                      | 34.2         |
| Median (in months) . . . . .   | 4.4               | 3.2                                       | 13.3         | 4.8               | 4.0                                       | 11.0         | 6.9               | 5.2                                       | 14.1         |
| <b>South</b> . . . . .         | <b>46.1</b>       | <b>46.0</b>                               | <b>46.3</b>  | <b>45.3</b>       | <b>44.0</b>                               | <b>49.5</b>  | <b>44.6</b>       | <b>44.3</b>                               | <b>45.6</b>  |
| Less than 1 month . . . . .    | 17.8              | 21.0                                      | 7.7          | 18.1              | 21.8                                      | 6.7          | 13.5              | 16.2                                      | 5.9          |
| 1 to 2 months . . . . .        | 13.5              | 15.7                                      | 6.4          | 13.7              | 15.8                                      | 7.3          | 12.5              | 14.4                                      | 7.3          |
| 2 to 4 months . . . . .        | 13.4              | 15.0                                      | 8.4          | 15.2              | 16.9                                      | 9.8          | 12.6              | 14.0                                      | 8.6          |
| 4 to 6 months . . . . .        | 10.5              | 11.3                                      | 8.0          | 11.0              | 11.6                                      | 9.1          | 11.6              | 12.8                                      | 8.2          |
| 6 to 12 months . . . . .       | 13.7              | 13.5                                      | 14.4         | 13.0              | 12.8                                      | 13.5         | 16.4              | 16.9                                      | 15.1         |
| 1 to 2 years . . . . .         | 11.2              | 9.2                                       | 17.6         | 10.1              | 8.5                                       | 15.3         | 13.2              | 11.8                                      | 17.1         |
| 2 years or more . . . . .      | 19.8              | 14.3                                      | 37.4         | 18.9              | 12.6                                      | 38.3         | 20.1              | 13.9                                      | 37.8         |
| Median (in months) . . . . .   | 5.0               | 3.8                                       | 15.4         | 4.5               | 3.5                                       | 14.8         | 5.9               | 4.8                                       | 15.4         |
| <b>West</b> . . . . .          | <b>17.8</b>       | <b>19.0</b>                               | <b>14.0</b>  | <b>17.5</b>       | <b>19.0</b>                               | <b>12.3</b>  | <b>19.7</b>       | <b>21.5</b>                               | <b>14.6</b>  |
| Less than 1 month . . . . .    | 24.5              | 27.4                                      | 11.8         | 24.1              | 26.0                                      | 14.3         | 17.4              | 18.6                                      | 11.9         |
| 1 to 2 months . . . . .        | 17.1              | 19.0                                      | 8.9          | 17.8              | 18.7                                      | 13.1         | 15.7              | 16.8                                      | 10.8         |
| 2 to 4 months . . . . .        | 15.3              | 16.2                                      | 11.2         | 15.8              | 16.2                                      | 13.7         | 14.6              | 15.2                                      | 11.9         |
| 4 to 6 months . . . . .        | 9.2               | 9.8                                       | 6.6          | 9.4               | 9.3                                       | 10.1         | 11.6              | 11.9                                      | 10.2         |
| 6 to 12 months . . . . .       | 10.1              | 9.6                                       | 11.8         | 10.0              | 9.5                                       | 13.1         | 14.6              | 14.0                                      | 16.8         |
| 1 to 2 years . . . . .         | 7.4               | 6.1                                       | 12.7         | 7.0               | 5.9                                       | 12.8         | 11.0              | 10.0                                      | 15.3         |
| 2 years or more . . . . .      | 16.5              | 11.8                                      | 36.9         | 15.8              | 14.4                                      | 23.2         | 15.2              | 13.4                                      | 22.9         |
| Median (in months) . . . . .   | 3.1               | 2.4                                       | 11.8         | 3.0               | 2.7                                       | 5.8          | 4.4               | 3.9                                       | 7.9          |

Source: U.S. Census Bureau, 2000, 2005, and 2010 Current Population Survey/Housing Vacancy Survey.

Appendix Table 4-B.

**Standard Error for Percent Distribution of Year-Round Vacant, Year-Round Vacant Excluding Other Vacant, and Other Vacant Units by Duration of Vacancy for the United States and Regions: 2000, 2005, and 2010**

(For information on sampling error, nonsampling error, and definitions, see [www.census.gov/housing/hvs/methodology/](http://www.census.gov/housing/hvs/methodology/))

| Duration of vacancy            | 2000              |   |              | 2005              |   |              | 2010              |   |              |
|--------------------------------|-------------------|---|--------------|-------------------|---|--------------|-------------------|---|--------------|
|                                | Year-round vacant | Year-round vacant, excluding other vacant | Other vacant | Year-round vacant | Year-round vacant, excluding other vacant | Other vacant | Year-round vacant | Year-round vacant, excluding other vacant | Other vacant |
| <b>United States . . . . .</b> | <b>(X)</b>        | <b>(X)</b>                                | <b>(X)</b>   | <b>(X)</b>        | <b>(X)</b>                                | <b>(X)</b>   | <b>(X)</b>        | <b>(X)</b>                                | <b>(X)</b>   |
| Less than 1 month . . . . .    | 0.5               | 0.6                                       | 0.8          | 0.5               | 0.5                                       | 0.7          | 0.5               | 0.6                                       | 0.7          |
| 1 to 2 months . . . . .        | 0.5               | 0.6                                       | 0.7          | 0.4               | 0.5                                       | 0.7          | 0.5               | 0.6                                       | 0.8          |
| 2 to 4 months . . . . .        | 0.5               | 0.6                                       | 0.8          | 0.4               | 0.5                                       | 0.8          | 0.5               | 0.6                                       | 0.8          |
| 4 to 6 months . . . . .        | 0.4               | 0.5                                       | 0.8          | 0.4               | 0.4                                       | 0.7          | 0.5               | 0.5                                       | 0.8          |
| 6 to 12 months . . . . .       | 0.5               | 0.5                                       | 1.0          | 0.4               | 0.5                                       | 0.9          | 0.5               | 0.6                                       | 1.0          |
| 1 to 2 years . . . . .         | 0.4               | 0.4                                       | 1.0          | 0.4               | 0.4                                       | 0.9          | 0.5               | 0.5                                       | 1.1          |
| 2 years or more . . . . .      | 0.5               | 0.5                                       | 1.3          | 0.4               | 0.4                                       | 1.2          | 0.6               | 0.6                                       | 1.4          |
| Median (in months) . . . . .   | (X)               | (X)                                       | (X)          | (X)               | (X)                                       | (X)          | (X)               | (X)                                       | (X)          |
| <b>Northeast . . . . .</b>     | <b>0.5</b>        | <b>0.6</b>                                | <b>1.1</b>   | <b>0.5</b>        | <b>0.5</b>                                | <b>1.0</b>   | <b>0.5</b>        | <b>0.6</b>                                | <b>1.0</b>   |
| Less than 1 month . . . . .    | 1.3               | 1.6                                       | 2.0          | 1.2               | 1.5                                       | 1.8          | 1.3               | 1.6                                       | 1.8          |
| 1 to 2 months . . . . .        | 1.3               | 1.7                                       | 1.8          | 1.2               | 1.5                                       | 2.0          | 1.3               | 1.7                                       | 2.1          |
| 2 to 4 months . . . . .        | 1.3               | 1.5                                       | 2.3          | 1.3               | 1.5                                       | 2.1          | 1.3               | 1.6                                       | 2.0          |
| 4 to 6 months . . . . .        | 1.1               | 1.4                                       | 2.1          | 1.1               | 1.3                                       | 2.2          | 1.2               | 1.4                                       | 1.9          |
| 6 to 12 months . . . . .       | 1.3               | 1.5                                       | 2.6          | 1.1               | 1.3                                       | 2.3          | 1.4               | 1.6                                       | 2.5          |
| 1 to 2 years . . . . .         | 1.1               | 1.2                                       | 2.7          | 1.1               | 1.1                                       | 2.5          | 1.3               | 1.4                                       | 2.6          |
| 2 years or more . . . . .      | 1.4               | 1.4                                       | 3.4          | 1.2               | 1.1                                       | 3.1          | 1.6               | 1.6                                       | 3.5          |
| Median (in months) . . . . .   | (X)               | (X)                                       | (X)          | (X)               | (X)                                       | (X)          | (X)               | (X)                                       | (X)          |
| <b>Midwest . . . . .</b>       | <b>0.6</b>        | <b>0.6</b>                                | <b>1.2</b>   | <b>0.5</b>        | <b>0.6</b>                                | <b>1.0</b>   | <b>0.6</b>        | <b>0.7</b>                                | <b>1.2</b>   |
| Less than 1 month . . . . .    | 1.2               | 1.5                                       | 1.7          | 0.9               | 1.1                                       | 1.4          | 1.0               | 1.3                                       | 1.4          |
| 1 to 2 months . . . . .        | 1.2               | 1.4                                       | 1.6          | 0.8               | 1.0                                       | 1.4          | 1.0               | 1.3                                       | 1.5          |
| 2 to 4 months . . . . .        | 1.1               | 1.3                                       | 1.8          | 0.9               | 1.1                                       | 1.6          | 1.0               | 1.3                                       | 1.5          |
| 4 to 6 months . . . . .        | 1.0               | 1.2                                       | 1.6          | 0.8               | 1.0                                       | 1.5          | 1.0               | 1.2                                       | 1.6          |
| 6 to 12 months . . . . .       | 1.1               | 1.2                                       | 2.2          | 0.9               | 1.0                                       | 1.9          | 1.2               | 1.4                                       | 2.2          |
| 1 to 2 years . . . . .         | 1.0               | 1.0                                       | 2.3          | 0.8               | 0.9                                       | 1.9          | 1.1               | 1.3                                       | 2.3          |
| 2 years or more . . . . .      | 1.2               | 1.1                                       | 2.9          | 0.9               | 0.8                                       | 2.4          | 1.2               | 1.3                                       | 2.7          |
| Median (in months) . . . . .   | (X)               | (X)                                       | (X)          | (X)               | (X)                                       | (X)          | (X)               | (X)                                       | (X)          |
| <b>South . . . . .</b>         | <b>0.7</b>        | <b>0.8</b>                                | <b>1.4</b>   | <b>0.6</b>        | <b>0.7</b>                                | <b>1.3</b>   | <b>0.7</b>        | <b>0.8</b>                                | <b>1.4</b>   |
| Less than 1 month . . . . .    | 0.8               | 0.9                                       | 1.1          | 0.7               | 0.8                                       | 0.9          | 0.7               | 0.9                                       | 1.0          |
| 1 to 2 months . . . . .        | 0.7               | 0.8                                       | 1.0          | 0.6               | 0.7                                       | 0.9          | 0.7               | 0.9                                       | 1.1          |
| 2 to 4 months . . . . .        | 0.7               | 0.8                                       | 1.1          | 0.6               | 0.8                                       | 1.1          | 0.7               | 0.9                                       | 1.2          |
| 4 to 6 months . . . . .        | 0.6               | 0.7                                       | 1.1          | 0.6               | 0.6                                       | 1.0          | 0.7               | 0.8                                       | 1.2          |
| 6 to 12 months . . . . .       | 0.7               | 0.8                                       | 1.4          | 0.6               | 0.7                                       | 1.2          | 0.8               | 0.9                                       | 1.5          |
| 1 to 2 years . . . . .         | 0.6               | 0.6                                       | 1.5          | 0.5               | 0.6                                       | 1.3          | 0.7               | 0.8                                       | 1.6          |
| 2 years or more . . . . .      | 0.8               | 0.8                                       | 1.9          | 0.7               | 0.7                                       | 1.7          | 0.9               | 0.9                                       | 2.0          |
| Median (in months) . . . . .   | (X)               | (X)                                       | (X)          | (X)               | (X)                                       | (X)          | (X)               | (X)                                       | (X)          |
| <b>West . . . . .</b>          | <b>0.5</b>        | <b>0.6</b>                                | <b>0.9</b>   | <b>0.4</b>        | <b>0.5</b>                                | <b>0.8</b>   | <b>0.6</b>        | <b>0.7</b>                                | <b>1.0</b>   |
| Less than 1 month . . . . .    | 1.3               | 1.5                                       | 2.3          | 1.2               | 1.3                                       | 2.4          | 1.2               | 1.4                                       | 2.4          |
| 1 to 2 months . . . . .        | 1.2               | 1.4                                       | 2.1          | 1.1               | 1.2                                       | 2.3          | 1.2               | 1.3                                       | 2.3          |
| 2 to 4 months . . . . .        | 1.1               | 1.3                                       | 2.3          | 1.0               | 1.1                                       | 2.4          | 1.1               | 1.3                                       | 2.4          |
| 4 to 6 months . . . . .        | 0.9               | 1.0                                       | 1.8          | 0.8               | 0.9                                       | 2.1          | 1.0               | 1.2                                       | 2.3          |
| 6 to 12 months . . . . .       | 0.9               | 1.0                                       | 2.3          | 0.8               | 0.9                                       | 2.3          | 1.1               | 1.2                                       | 2.8          |
| 1 to 2 years . . . . .         | 0.8               | 0.8                                       | 2.4          | 0.7               | 0.7                                       | 2.3          | 1.0               | 1.1                                       | 2.7          |
| 2 years or more . . . . .      | 1.2               | 1.1                                       | 3.5          | 1.0               | 1.1                                       | 2.9          | 1.2               | 1.2                                       | 3.1          |
| Median (in months) . . . . .   | (X)               | (X)                                       | (X)          | (X)               | (X)                                       | (X)          | (X)               | (X)                                       | (X)          |

(X) Not applicable.

Source: U.S. Census Bureau, 2000, 2005, and 2010 Current Population Survey/Housing Vacancy Survey.



Appendix Table 5-A.

**Percent Distribution of Year-Round Vacant, Year-Round Vacant Excluding Other Vacant, and Other Vacant Units by Year Structure Built for the United States and Regions: 2000, 2005, and 2010**

(Percent distribution may not add to 100, due to rounding. For information on sampling error, nonsampling error, and definitions, see [www.census.gov/housing/hvs/methodology/](http://www.census.gov/housing/hvs/methodology/))

| Year structure built       | 2000              |   |              | 2005              |   |              | 2010              |   |              |
|----------------------------|-------------------|---|--------------|-------------------|---|--------------|-------------------|---|--------------|
|                            | Year-round vacant | Year-round vacant, excluding other vacant | Other vacant | Year-round vacant | Year-round vacant, excluding other vacant | Other vacant | Year-round vacant | Year-round vacant, excluding other vacant | Other vacant |
| <b>United States</b> ..... | <b>100</b>        | <b>100</b>                                | <b>100</b>   | <b>100</b>        | <b>100</b>                                | <b>100</b>   | <b>100</b>        | <b>100</b>                                | <b>100</b>   |
| 1990 or later.....         | 14.0              | 16.5                                      | 6.3          | 22.1              | 24.9                                      | 12.2         | 26.1              | 29.1                                      | 17.2         |
| 1980 to 1989.....          | 17.4              | 19.8                                      | 10.0         | 13.3              | 14.2                                      | 10.3         | 12.6              | 13.5                                      | 9.9          |
| 1970 to 1979.....          | 14.6              | 15.7                                      | 11.0         | 15.6              | 16.5                                      | 12.6         | 15.2              | 16.1                                      | 12.7         |
| 1960 to 1969.....          | 12.7              | 13.0                                      | 11.8         | 11.5              | 11.7                                      | 10.8         | 11.8              | 11.6                                      | 12.3         |
| 1950 to 1959.....          | 11.6              | 10.5                                      | 14.9         | 11.4              | 10.5                                      | 14.6         | 9.9               | 9.1                                       | 12.0         |
| 1940 to 1949.....          | 9.3               | 7.9                                       | 13.7         | 7.1               | 6.1                                       | 10.2         | 6.7               | 5.8                                       | 9.2          |
| 1939 or earlier.....       | 20.4              | 16.7                                      | 32.3         | 19.0              | 16.1                                      | 29.3         | 17.7              | 14.7                                      | 26.7         |
| Median (in years).....     | 1963              | 1978                                      | 1957         | 1979              | 1976                                      | 1952         | 1977              | 1974                                      | 1968         |
| <b>Northeast</b> .....     | <b>16.1</b>       | <b>15.7</b>                               | <b>17.4</b>  | <b>14.6</b>       | <b>14.2</b>                               | <b>15.8</b>  | <b>14.1</b>       | <b>13.7</b>                               | <b>15.5</b>  |
| 1990 or later.....         | 6.8               | 7.9                                       | 3.5          | 13.2              | 15.7                                      | 5.4          | 13.9              | 16.5                                      | 7.1          |
| 1980 to 1989.....          | 13.0              | 15.5                                      | 5.8          | 6.6               | 7.5                                       | 3.8          | 8.0               | 9.2                                       | 5.0          |
| 1970 to 1979.....          | 8.9               | 10.0                                      | 5.8          | 10.7              | 11.4                                      | 8.5          | 10.0              | 11.2                                      | 6.9          |
| 1960 to 1969.....          | 9.5               | 11.0                                      | 5.1          | 8.4               | 9.3                                       | 5.7          | 10.2              | 10.8                                      | 8.3          |
| 1950 to 1959.....          | 9.2               | 9.0                                       | 9.7          | 11.2              | 11.3                                      | 10.9         | 10.1              | 10.6                                      | 9.1          |
| 1940 to 1949.....          | 10.4              | 9.4                                       | 13.2         | 9.1               | 8.4                                       | 10.9         | 9.1               | 9.1                                       | 8.9          |
| 1939 or earlier.....       | 42.2              | 37.0                                      | 56.9         | 40.8              | 36.2                                      | 54.6         | 38.7              | 32.6                                      | 54.5         |
| Median (in years).....     | 1942              | 1956                                      | <1939        | 1959              | 1957                                      | <1939        | 1957              | 1952                                      | <1939        |
| <b>Midwest</b> .....       | <b>20.0</b>       | <b>19.3</b>                               | <b>22.3</b>  | <b>22.7</b>       | <b>22.8</b>                               | <b>22.4</b>  | <b>21.5</b>       | <b>20.5</b>                               | <b>24.3</b>  |
| 1990 or later.....         | 12.0              | 14.7                                      | 4.5          | 16.6              | 18.8                                      | 8.8          | 17.1              | 19.5                                      | 11.1         |
| 1980 to 1989.....          | 11.4              | 13.7                                      | 5.1          | 8.8               | 9.7                                       | 5.5          | 6.8               | 7.9                                       | 4.2          |
| 1970 to 1979.....          | 11.9              | 13.0                                      | 8.9          | 13.0              | 14.2                                      | 9.0          | 11.5              | 13.0                                      | 7.6          |
| 1960 to 1969.....          | 11.8              | 12.6                                      | 9.8          | 10.6              | 10.9                                      | 9.5          | 12.4              | 13.3                                      | 10.2         |
| 1950 to 1959.....          | 10.0              | 9.0                                       | 12.5         | 12.9              | 12.8                                      | 13.4         | 11.9              | 11.1                                      | 14.0         |
| 1940 to 1949.....          | 11.4              | 10.0                                      | 15.4         | 9.2               | 8.3                                       | 12.4         | 8.7               | 8.0                                       | 10.4         |
| 1939 or earlier.....       | 31.4              | 26.9                                      | 43.9         | 28.9              | 25.3                                      | 41.6         | 31.6              | 27.2                                      | 42.5         |
| Median (in years).....     | 1952              | 1966                                      | 1946         | 1950              | 1966                                      | 1943         | 1951              | 1967                                      | 1942         |
| <b>South</b> .....         | <b>46.1</b>       | <b>46.0</b>                               | <b>46.3</b>  | <b>45.3</b>       | <b>44.0</b>                               | <b>49.5</b>  | <b>44.6</b>       | <b>44.3</b>                               | <b>45.6</b>  |
| 1990 or later.....         | 15.9              | 18.6                                      | 7.1          | 25.8              | 29.5                                      | 14.1         | 30.3              | 34.1                                      | 19.7         |
| 1980 to 1989.....          | 20.1              | 22.7                                      | 11.7         | 16.6              | 17.5                                      | 13.8         | 15.6              | 16.3                                      | 13.6         |
| 1970 to 1979.....          | 16.6              | 17.7                                      | 13.2         | 17.0              | 17.9                                      | 14.1         | 17.7              | 18.4                                      | 15.9         |
| 1960 to 1969.....          | 14.3              | 14.2                                      | 14.7         | 12.4              | 12.1                                      | 13.0         | 12.7              | 12.0                                      | 15.0         |
| 1950 to 1959.....          | 12.4              | 11.0                                      | 16.8         | 11.2              | 9.4                                       | 16.6         | 8.9               | 8.0                                       | 11.7         |
| 1940 to 1949.....          | 8.6               | 6.6                                       | 14.8         | 6.3               | 5.1                                       | 9.8          | 6.1               | 4.7                                       | 10.0         |
| 1939 or earlier.....       | 12.2              | 9.2                                       | 21.7         | 10.8              | 8.3                                       | 18.4         | 8.6               | 6.6                                       | 14.2         |
| Median (in years).....     | 1978              | 1974                                      | 1951         | 1974              | 1971                                      | 1966         | 1972              | 1989                                      | 1960         |
| <b>West</b> .....          | <b>17.8</b>       | <b>19.0</b>                               | <b>14.0</b>  | <b>17.5</b>       | <b>19.0</b>                               | <b>12.3</b>  | <b>19.7</b>       | <b>21.5</b>                               | <b>14.6</b>  |
| 1990 or later.....         | 18.1              | 19.9                                      | 10.1         | 27.0              | 28.5                                      | 18.9         | 34.9              | 36.0                                      | 30.1         |
| 1980 to 1989.....          | 21.2              | 22.2                                      | 17.0         | 16.1              | 16.7                                      | 13.1         | 15.5              | 16.1                                      | 13.2         |
| 1970 to 1979.....          | 17.3              | 18.3                                      | 13.3         | 19.6              | 19.9                                      | 18.3         | 17.5              | 17.6                                      | 17.2         |
| 1960 to 1969.....          | 12.5              | 12.2                                      | 14.1         | 13.0              | 13.3                                      | 11.0         | 10.2              | 9.9                                       | 11.5         |
| 1950 to 1959.....          | 13.4              | 12.0                                      | 19.3         | 10.2              | 9.6                                       | 13.4         | 9.5               | 8.8                                       | 12.9         |
| 1940 to 1949.....          | 7.7               | 7.6                                       | 8.4          | 4.6               | 4.2                                       | 6.7          | 4.1               | 3.8                                       | 5.3          |
| 1939 or earlier.....       | 9.7               | 7.8                                       | 17.9         | 9.5               | 7.9                                       | 18.6         | 8.2               | 7.9                                       | 9.8          |
| Median (in years).....     | 1976              | 1974                                      | 1966         | 1973              | 1972                                      | 1979         | 1989              | 1988                                      | 1973         |

Note: Two different coding systems were used from 2000 to 2010. In the years 2000–2003, the category “1990 or later” refers to April 1, 1990, or later. From 2004–2010, “1990 or later” refers to January 1, 1990, or later.

Source: U.S. Census Bureau, 2000, 2005, and 2010 Current Population Survey/Housing Vacancy Survey.

Appendix Table 5-B.

**Standard Error for Percent Distribution of Year-Round Vacant, Year-Round Vacant Excluding Other Vacant, and Other Vacant Units by Year Structure Built for the United States and Regions: 2000, 2005, and 2010**

(For information on sampling error, nonsampling error, and definitions, see [www.census.gov/housing/hvs/methodology/](http://www.census.gov/housing/hvs/methodology/))

| Year structure built           | 2000              |   |              | 2005              |   |              | 2010              |   |              |
|--------------------------------|-------------------|---|--------------|-------------------|---|--------------|-------------------|---|--------------|
|                                | Year-round vacant | Year-round vacant, excluding other vacant | Other vacant | Year-round vacant | Year-round vacant, excluding other vacant | Other vacant | Year-round vacant | Year-round vacant, excluding other vacant | Other vacant |
| <b>United States</b> . . . . . | <b>(X)</b>        | <b>(X)</b>                                | <b>(X)</b>   | <b>(X)</b>        | <b>(X)</b>                                | <b>(X)</b>   | <b>(X)</b>        | <b>(X)</b>                                | <b>(X)</b>   |
| 1990 or later . . . . .        | 0.5               | 0.6                                       | 0.7          | 0.5               | 0.6                                       | 0.8          | 0.6               | 0.8                                       | 1.1          |
| 1980 to 1989 . . . . .         | 0.5               | 0.6                                       | 0.8          | 0.4               | 0.5                                       | 0.8          | 0.5               | 0.6                                       | 0.9          |
| 1970 to 1979 . . . . .         | 0.5               | 0.6                                       | 0.9          | 0.4               | 0.5                                       | 0.8          | 0.5               | 0.6                                       | 0.9          |
| 1960 to 1969 . . . . .         | 0.5               | 0.5                                       | 0.9          | 0.4               | 0.4                                       | 0.8          | 0.5               | 0.5                                       | 0.9          |
| 1950 to 1959 . . . . .         | 0.4               | 0.5                                       | 1.0          | 0.4               | 0.4                                       | 0.9          | 0.4               | 0.5                                       | 0.9          |
| 1940 to 1949 . . . . .         | 0.4               | 0.4                                       | 1.0          | 0.3               | 0.3                                       | 0.8          | 0.4               | 0.4                                       | 0.8          |
| 1939 or earlier . . . . .      | 0.5               | 0.6                                       | 1.3          | 0.5               | 0.5                                       | 1.1          | 0.5               | 0.6                                       | 1.3          |
| Median (in years) . . . . .    | (X)               | (X)                                       | (X)          | (X)               | (X)                                       | (X)          | (X)               | (X)                                       | (X)          |
| <b>Northeast</b> . . . . .     | <b>0.5</b>        | <b>0.6</b>                                | <b>1.1</b>   | <b>0.5</b>        | <b>0.5</b>                                | <b>1.0</b>   | <b>0.5</b>        | <b>0.6</b>                                | <b>1.0</b>   |
| 1990 or later . . . . .        | 0.9               | 1.1                                       | 1.3          | 1.1               | 1.4                                       | 1.5          | 1.3               | 1.7                                       | 1.9          |
| 1980 to 1989 . . . . .         | 1.2               | 1.5                                       | 1.7          | 0.8               | 1.0                                       | 1.3          | 1.0               | 1.3                                       | 1.6          |
| 1970 to 1979 . . . . .         | 1.0               | 1.3                                       | 1.7          | 1.0               | 1.2                                       | 1.9          | 1.1               | 1.4                                       | 1.8          |
| 1960 to 1969 . . . . .         | 1.1               | 1.3                                       | 1.6          | 0.9               | 1.1                                       | 1.6          | 1.2               | 1.4                                       | 2.0          |
| 1950 to 1959 . . . . .         | 1.1               | 1.2                                       | 2.1          | 1.1               | 1.2                                       | 2.1          | 1.2               | 1.4                                       | 2.1          |
| 1940 to 1949 . . . . .         | 1.1               | 1.2                                       | 2.4          | 1.0               | 1.1                                       | 2.1          | 1.1               | 1.3                                       | 2.1          |
| 1939 or earlier . . . . .      | 1.8               | 2.0                                       | 3.6          | 1.7               | 1.9                                       | 3.4          | 1.9               | 2.1                                       | 3.6          |
| Median (in years) . . . . .    | (X)               | (X)                                       | (X)          | (X)               | (X)                                       | (X)          | (X)               | (X)                                       | (X)          |
| <b>Midwest</b> . . . . .       | <b>0.6</b>        | <b>0.6</b>                                | <b>1.2</b>   | <b>0.5</b>        | <b>0.6</b>                                | <b>1.0</b>   | <b>0.6</b>        | <b>0.7</b>                                | <b>1.2</b>   |
| 1990 or later . . . . .        | 1.0               | 1.3                                       | 1.3          | 0.9               | 1.1                                       | 1.5          | 1.2               | 1.5                                       | 1.8          |
| 1980 to 1989 . . . . .         | 1.0               | 1.3                                       | 1.3          | 0.7               | 0.8                                       | 1.2          | 0.8               | 1.0                                       | 1.2          |
| 1970 to 1979 . . . . .         | 1.0               | 1.2                                       | 1.7          | 0.8               | 1.0                                       | 1.5          | 1.0               | 1.2                                       | 1.5          |
| 1960 to 1969 . . . . .         | 1.0               | 1.2                                       | 1.8          | 0.8               | 0.9                                       | 1.5          | 1.0               | 1.2                                       | 1.7          |
| 1950 to 1959 . . . . .         | 0.9               | 1.1                                       | 2.0          | 0.8               | 0.9                                       | 1.8          | 1.0               | 1.2                                       | 2.0          |
| 1940 to 1949 . . . . .         | 1.0               | 1.1                                       | 2.2          | 0.7               | 0.8                                       | 1.7          | 0.9               | 1.0                                       | 1.8          |
| 1939 or earlier . . . . .      | 1.5               | 1.6                                       | 3.0          | 1.1               | 1.2                                       | 2.6          | 1.4               | 1.6                                       | 2.9          |
| Median (in years) . . . . .    | (X)               | (X)                                       | (X)          | (X)               | (X)                                       | (X)          | (X)               | (X)                                       | (X)          |
| <b>South</b> . . . . .         | <b>0.7</b>        | <b>0.8</b>                                | <b>1.4</b>   | <b>0.6</b>        | <b>0.7</b>                                | <b>1.3</b>   | <b>0.7</b>        | <b>0.8</b>                                | <b>1.4</b>   |
| 1990 or later . . . . .        | 0.7               | 0.9                                       | 1.0          | 0.8               | 0.9                                       | 1.2          | 1.0               | 1.2                                       | 1.7          |
| 1980 to 1989 . . . . .         | 0.8               | 0.9                                       | 1.3          | 0.7               | 0.8                                       | 1.2          | 0.8               | 0.9                                       | 1.4          |
| 1970 to 1979 . . . . .         | 0.7               | 0.9                                       | 1.4          | 0.7               | 0.8                                       | 1.2          | 0.8               | 1.0                                       | 1.5          |
| 1960 to 1969 . . . . .         | 0.7               | 0.8                                       | 1.4          | 0.6               | 0.7                                       | 1.2          | 0.7               | 0.8                                       | 1.5          |
| 1950 to 1959 . . . . .         | 0.6               | 0.7                                       | 1.5          | 0.6               | 0.6                                       | 1.3          | 0.6               | 0.7                                       | 1.4          |
| 1940 to 1949 . . . . .         | 0.5               | 0.6                                       | 1.4          | 0.4               | 0.4                                       | 1.1          | 0.5               | 0.5                                       | 1.3          |
| 1939 or earlier . . . . .      | 0.6               | 0.6                                       | 1.7          | 0.5               | 0.6                                       | 1.4          | 0.6               | 0.6                                       | 1.5          |
| Median (in years) . . . . .    | (X)               | (X)                                       | (X)          | (X)               | (X)                                       | (X)          | (X)               | (X)                                       | (X)          |
| <b>West</b> . . . . .          | <b>0.5</b>        | <b>0.6</b>                                | <b>0.9</b>   | <b>0.4</b>        | <b>0.5</b>                                | <b>0.8</b>   | <b>0.6</b>        | <b>0.7</b>                                | <b>1.0</b>   |
| 1990 or later . . . . .        | 1.2               | 1.4                                       | 2.2          | 1.2               | 1.4                                       | 2.7          | 1.5               | 1.7                                       | 3.4          |
| 1980 to 1989 . . . . .         | 1.3               | 1.4                                       | 2.7          | 1.0               | 1.1                                       | 2.3          | 1.2               | 1.3                                       | 2.5          |
| 1970 to 1979 . . . . .         | 1.2               | 1.3                                       | 2.5          | 1.1               | 1.2                                       | 2.7          | 1.2               | 1.4                                       | 2.8          |
| 1960 to 1969 . . . . .         | 1.0               | 1.1                                       | 2.5          | 0.9               | 1.0                                       | 2.2          | 1.0               | 1.1                                       | 2.4          |
| 1950 to 1959 . . . . .         | 1.1               | 1.1                                       | 2.9          | 0.8               | 0.9                                       | 2.4          | 0.9               | 1.0                                       | 2.5          |
| 1940 to 1949 . . . . .         | 0.8               | 0.9                                       | 2.0          | 0.6               | 0.6                                       | 1.7          | 0.6               | 0.7                                       | 1.7          |
| 1939 or earlier . . . . .      | 0.9               | 0.9                                       | 2.8          | 0.8               | 0.8                                       | 2.7          | 0.9               | 1.0                                       | 2.2          |
| Median (in years) . . . . .    | (X)               | (X)                                       | (X)          | (X)               | (X)                                       | (X)          | (X)               | (X)                                       | (X)          |

(X) Not applicable.

Source: U.S. Census Bureau, 2000, 2005, and 2010 Current Population Survey/Housing Vacancy Survey.



U.S. Department of Commerce  
Economics and Statistics Administration  
U.S. CENSUS BUREAU  
Washington, DC 20233

**OFFICIAL BUSINESS**

Penalty for Private Use \$300

FIRST-CLASS MAIL  
POSTAGE & FEES PAID  
U.S. Census Bureau  
Permit No. G-58