

Quarterly Summary of State and Local Government Tax Revenue

TOTAL TAX REVENUES CONTINUE TO INCREASE

Released September 25, 2012

G12-QTAX2

STATE AND LOCAL TAX COLLECTIONS

Second quarter 2012 (2012:2) tax revenues for state and local governments, as compared with second quarter 2011 (2011:2), were up 3.3 percent, marking the eleventh consecutive quarter of positive year-over-year growth. Tax revenue for the quarter totaled \$360.9 billion, as compared with \$349.4 billion reported for the second quarter of 2011.

Of the largest tax categories, property and individual income tax showed growth over the same quarter in

2011. General sales tax and corporate income tax declined this quarter.

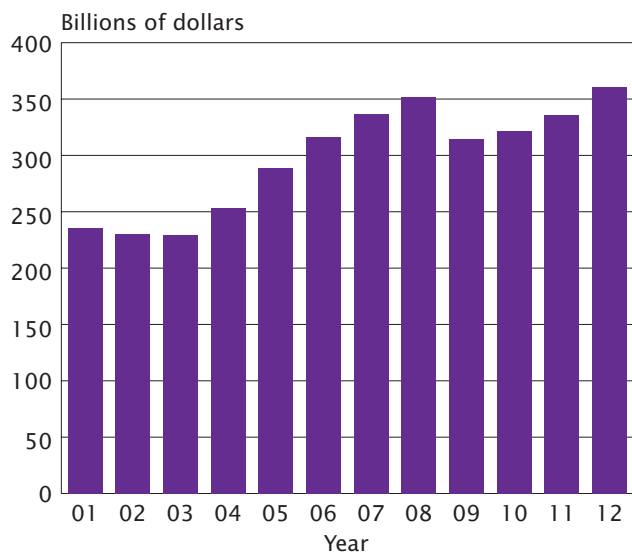
TAXES BY CATEGORY

Property Tax

Total state and local property tax revenue was \$94.4 billion, an increase of 5.7 percent from the second quarter of 2011. Local governments collected \$91.1 billion of total property tax revenue, an increase of 6.2 percent from the same quarter in 2011.

Figure 1.

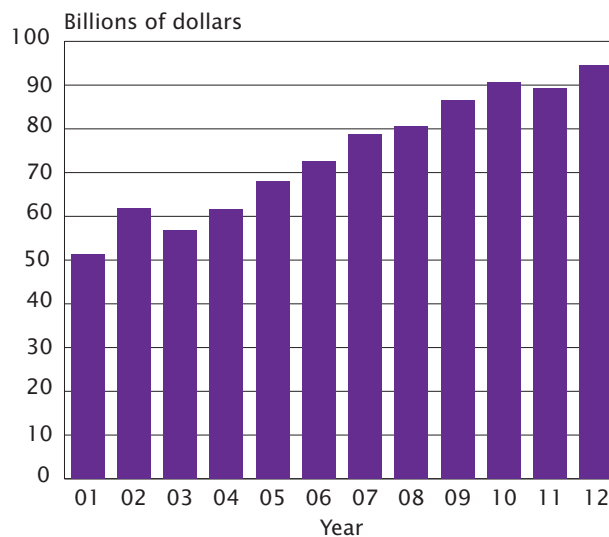
Quarter Two State and Local Government Tax Revenue: 2001-2012



Source: U.S. Census Bureau, Quarterly Summary of State and Local Government Tax Revenue.

Figure 2.

Quarter Two State and Local Government Property Taxes: 2001-2012



Source: U.S. Census Bureau, Quarterly Summary of State and Local Government Tax Revenue.



Individual Income Tax

Individual income tax revenue grew for the ninth consecutive quarter compared to the same quarter of previous years. State and local individual income revenue in 2012:2 was \$93.0 billion, up 1.7 percent from \$91.5 billion in 2011:2.

General Sales Tax

General sales tax revenue fell 0.5 percent in 2012:2, from the same period in the prior year, to \$75.9 billion from \$76.3 billion in 2011:2.

Corporate Income Tax

Corporate income tax revenue decreased by 3.5 percent from the same period in the prior year. Revenue for the second quarter was \$17.2 billion, down from \$17.8 billion in 2011:2.

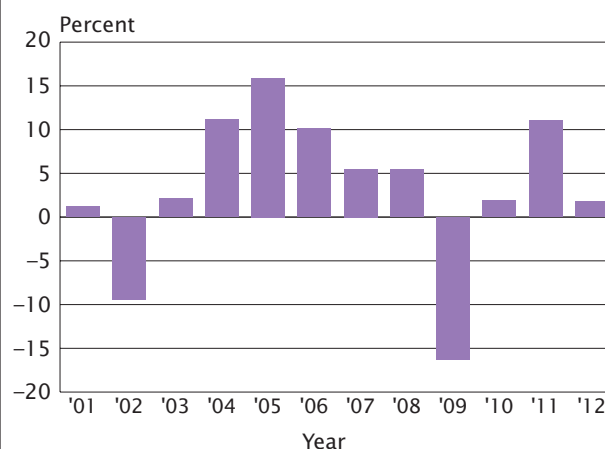
STATE TAX COLLECTIONS

Total state tax revenue was \$232.0 billion in the second quarter of 2012, up 1.8 percent from the \$227.9 billion reported in the same quarter of 2011. At \$85.4 billion, individual income tax was the single largest source of state tax revenue, up 1.3 percent from the same quarter of 2011. The second largest category of state tax revenue, general sales and gross receipts taxes, accounted for \$64.6 billion, an increase of 0.4 percent from the same quarter in 2011. Corporation net income tax collections decreased by 2.3 percent in the second quarter of 2012.

Overall, individual income tax accounted for 36.8 percent of total state tax revenue, general sales and gross receipts taxes accounted for 27.8 percent, and other taxes collected accounted for 35.3 percent of total state tax revenue.

The percentage breakdown for state compared with state and local only tax collections can be seen in Figure 3. Property tax, a predominant tax source for local governments, totaled \$91.1 billion and 70.6 percent of total local government taxes in the second quarter of 2012.

Figure 4.
Percentage Change in Second Quarter Totals of State Tax Revenue: 2001-2012



Source: U.S. Census Bureau, Quarterly Summary of State and Local Government Tax Revenue.

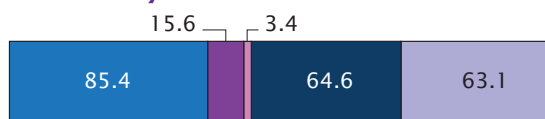
Figure 3.

National Totals of State and Local Tax Revenue by Type of Tax

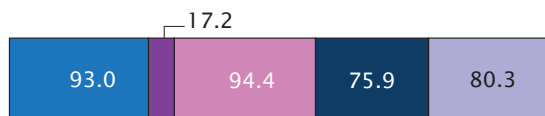
(In billions of dollars)

- Individual income
- Corporate income
- Property tax
- Sales and gross receipts
- Other

National Total Tax Revenue—State Only



National Total Tax Revenue—State and Local



Source: U.S. Census Bureau, Quarterly Summary of State and Local Government Tax Revenue.

In the second quarter of 2012, total state tax revenue increased for the fourth consecutive quarter of year-over-year growth. Figure 4 shows the year-over-year change in state tax revenue.

The data and technical documentation for this release can be found at www.census.gov/govs/www/qtax.html.

For further information on state and local government tax revenue, please contact Governments Division, U.S. Census Bureau at **1-866-492-0140** or by e-mail at govs.qtax@census.gov.

Note: All aspects of the survey collections are subject to nonsampling errors. Errors of nonresponse are mitigated by imputing for units that did not supply complete information.