



This document was prepared by and for Census Bureau staff to aid in future research and planning, but the Census Bureau is making the document publicly available in order to share the information with as wide an audience as possible. Questions about the document should be directed to Kevin Deardorff at (301) 763-6033 or kevin.e.deardorff@census.gov

August 27, 2012

2010 CENSUS PLANNING MEMORANDA SERIES

No. 230

MEMORANDUM FOR The Distribution List

From: Burton Reist *[signed]*
Acting Chief, Decennial Management Division

Subject: Behavior Coding Report of 2010 Census Coverage Followup English
and Spanish Interviews

Attached is the Behavior Coding Report of 2010 Census Coverage Followup English and Spanish Interviews. The Quality Process for the 2010 Census Test Evaluations, Experiments, and Assessments was applied to the methodology development and review process. The report is sound and appropriate for completeness and accuracy.

If you have any questions about this document, please contact Jennifer Hunter Childs at (301) 763-4927.

Attachment

Behavior Coding Report of 2010 Census Coverage Followup English and Spanish Interviews

U.S. Census Bureau standards and quality process procedures were applied throughout the creation of this report.

Jennifer Hunter Childs, Jennifer Leeman, and Michelle Smirnova

Center for Survey Measurement



This page intentionally left blank.

Table of Contents

Executive Summary	v
1. Introduction.....	1
1.1. Purpose of Study	1
1.2. Intended Audience	1
2. Background.....	1
2.1. Coverage Followup.....	1
2.2. 2010 Census CFU Module Descriptions.....	2
2.3. Behavior Coding	3
3. Methodology	5
3.1. Research Question	5
3.2. Methodology	5
3.3. Inter-coder Reliability	8
4. Limitations	8
5. Results.....	9
5.1. General Findings.....	10
5.2. Question-Level Analysis.....	13
5.3. Findings by Modules.....	16
6. Related Evaluations, Experiments, and/or Assessments.....	42
7. Key Lessons Learned, Conclusions, and Recommendations.....	42
8. Acknowledgements.....	45
9. References.....	45
Appendix A: Framework of Behavior Codes and an Explanation of Their Analytical Function	47
Appendix B: Module B.....	49
Appendix C: Module C Household Verification	53
Appendix D: Module D: Review of Roster	57
Appendix E: Movers.....	61
Appendix F: Module F: Alternative Addresses	63
Appendix G: Module G: Missing Demographic Information.....	73
Appendix H: 2010 CFU Questionnaire Guide.....	81

List of Figure and Tables

Table 1. Behavior Codes	4
Table 2. Behavior Coders' Kappa Scores by Language.....	8
Table 3. Interviewer Behavior Summarized by Language.....	10
Table 4. Respondent Behavior Summarized by Language	12
Table 5. Behavior Coding Data for Interviewer Behavior	14
Table 6. Behavior Coding Data for Respondent Behavior.....	15
Table 7. Behavior Coding Data for Final Outcome	16
Table 8. Percent of All Major Changes to Question Wording for Introduction by Type of Change	18
Table 9. Percent of All Major Changes to Question Wording for Address Verification by Type of Change.....	19
Table 10. Percent of All Major Changes to Question Wording for Missed Babies by Type of Change.....	21
Table 11. Percent of all Major Changes to Question Wording for the College Address Question by Type of Change	24
Table 12. Percent of all Undesirable Answers for the College Address Question by Answer	24
Table 13. Percent of all Major Changes to Question Wording for Residence Most of the Time Question by Type of Change.....	25
Table 14. Percent of all Uncodable Responses to Residence Most of the Time Question by Answer.....	26
Table 15. Percent of all Major Changes to Question Wording for the General Hispanic Origin question in English.....	28
Table 16. Percent of all Major Changes to Question Wording for the General Hispanic Origin question in Spanish.....	29
Table 17. Percent of Non-Ideal Respondent Behavior for the General Hispanic Origin Question by Answer.....	30
Table 18. Percent of Non-Ideal Respondent Behavior for the General Hispanic Origin Question in Spanish	30
Table 19. Percent of all Major Changes to Question Wording for the Specific Hispanic Origin Question by Type of Change.....	32
Table 20. Percent of all Non-Ideal Answers for the First Administration of the Specific Hispanic Origin Question by Answer.....	33
Table 21. Percent of all Major Changes to Question Wording for the First Administration of the Race Question by Type of Change.....	36
Table 22. Spanish and English for the Race Question - Version One.....	37
Table 23. Percent of all Non-Ideal Answers for the First Administration of the Race Question...	37
Table 24. Second Administration of the Race Question by Language	38
Table 25. Percent of all Major Changes to Question Wording for the GRACE3 by Type of Change.....	40
Table 26. Respondent Behavior on GRACE and GRACE3 by Language.....	40
Table 27. Percent of all Non-Ideal Responses for the GRACE3	41
Table 28. Percent of all Non-Ideal Responses for the Some Other Race question by Answer.....	42

Executive Summary

The overall purpose of this study is to determine how accurately interviewers ask questions as well as how well respondents answer them through a process of behavior coding. The results of this study will identify problematic question wording and guide future interviewer training. Behavior coding, as a method, systematically describes interactions between interviewers and respondents through the application of a set of uniform codes that make reference to the behaviors that take place during an interaction. There are codes for the ideal question-and-response situation where the question is read as worded and the response easily fits into response categories. However, other codes exist to capture aspects of the interaction that are less than ideal. Deviations might indicate potentially problematic questions and reduced data quality. It should be noted that this is a qualitative study and therefore should not be misinterpreted as representative of the US population. This should be kept in mind when interpreting percentages in the summary of this report, in that they are also not representative of the population.

The primary research question for this study is: **How well do Coverage Followup survey questions perform in interviews?** The Coverage Followup interview was used to resolve potentially problematic coverage situations identified during the decennial census. The primary goal of the Coverage Followup operation was to make sure that individuals were not counted at more than one location, counted at the wrong location, or omitted from the census. The 2010 Census Coverage Followup was a computer-assisted telephone interview and asked a series of questions related to where household members were living or staying on April 1, 2010, as well as questions designed to identify individuals who might have been staying in the household but who were omitted from the census return. The Coverage Followup instrument also included questions eliciting the same demographic information as the mailout census return, which were asked for any new persons identified, as well as for persons included on the roster but for whom this information had not been provided on the census return.

We examine this issue using data that consist of 239 audio-taped Coverage Followup interviews which included approximately 860 household members. Of these 239 interviews, 122 interviews were conducted in English and 117 were conducted in Spanish, covering 355 and 506 household members respectively (861 total). Six Census Bureau interviewers who did not work on the Coverage Followup operation and who speak both English and Spanish fluently were trained in behavior coding and each coded approximately 40 interviews. For each question, interviewers coded the first interaction between interviewer and respondent as well as the Final Outcome. Additionally, all coders coded ten of the same cases (five in English, five in Spanish) to test for reliability, that is, when presented with the same interview, how often do the behavior coders independently apply the same codes? Using Fleiss' kappa statistic, we find moderate agreement between behavior coders, with the exception of the coding of Spanish respondents, which is lower. That coding is less reliable in Spanish-language versions of surveys has been demonstrated in previous studies (Goerman et al., 2008; Jurgenson and Childs, 2011).

Results

The interviewer behavior observed in this study is very positive—89.27 percent of the questions administered were read with exact reading or a slight change. Only 5.9 percent of the total

sample involved major changes by the interviewers to question wording: 5.03 percent when asked in English and 5.72 percent when in Spanish.¹ Less than 3 percent of all Interviewer Behaviors overall were correct verifications, incorrect verifications or skipped questions.

The majority of questions in the Coverage Followup were asked with Exact Reading or Slight Changes the vast majority of the time; just seven of the 50 questions with an adequate sample size² exceeded the 15 percent threshold for Major Changes made to the question wording: Introduction, Missed Babies, Add Name to Roster, General Hispanic Origin, Specific Hispanic Origin, Race Question – First Administration, and Race Question – Second Administration³). Patterns of Interviewer Behavior were similar across the two languages, with the exception of the two Hispanic Origin questions, which proved far more problematic in the Spanish-language interviews. Particular issues related to those questions that did not meet the satisfactory threshold are discussed in greater detail in the question-level presentation of results.

Break-Ins, that is, when the respondent interrupts the interviewer during the question reading, occurred at a very low rate—on an average of 2.5 percent of the time across questions.

Respondent Behavior produced a high percentage of Codable or Codable with Interpretation responses in this survey—89.03 percent of English responses, 87.58 percent of Spanish responses and 88.21 percent overall. Overall, only 3.26 percent of the entire sample were Uncodable Responses (3.84 percent for Spanish responses and 2.61 percent for English responses) and 3.16 percent were a request for Clarification (2.97 percent for Spanish responses and 3.38 percent for English responses).

The greatest issues are found in the Respondent Behavior to the Race questions (in both languages), as well as the General Hispanic Origin and Specific Hispanic Origin questions in Spanish. Uncodable Responses to the various iterations of the race questions ranged from 25 percent to 46 percent (see question by question analysis for more details). The Hispanic Origin questions experienced far higher levels of Uncodable Responses, “Don’t Know” and Qualified Answers in the Spanish-language interviews than in the English-language interviews. Particular issues relating to each question are discussed in greater detail in the question-level presentation of results.

Final Outcome, defined as the resolution between interviewer and respondent discussions, was slightly improved over initial Respondent Behavior. Even when respondents' first response to a question was Uncodable, interviewers and respondents generally resolved these problems, and adequate or Codable Responses were achieved in the end in 92 percent of cases. Adequate Final Outcome rates were very positive in this study—the only questions that had a problematic rate of inappropriate Final Outcomes were the Hispanic Origin and Race questions in Spanish. It is worth

¹ The overall Major Change rate includes Mixed language and Blank language cases, which tended to have a higher Major Change rate than clearly English or Spanish cases.

² Only those questions with more than 20 cases were included in the analysis.

³ In order to improve the flow of the interview, some questions vary slightly depending on whether they are being asked for the first time or they are being asked about subsequent persons within the same interview. Each version is treated as a distinct question in the CFU instrument. More information is provided in the discussion of the Race questions in the full report.

noting that the race and Hispanic Origin questions were not asked of all persons, only those for whom the demographic information was missing, which means that the dataset for these questions likely contains a higher proportion of administrations to individuals who found the questions challenging. The particular difficulties will be discussed in the question-by-question analysis in the report. The overall results can mask problems with specific questions, so the question-by-question analysis is important in order to identify and analyze those patterned problems made to specific questions. This is particularly the case for those questions that were administered with greater/weaker accuracy in English or Spanish, or which produced greater confusion for English compared with Spanish-speaking respondents.

Data Entry was coded to determine whether or not the interviewer entered the correct response from the respondent into the instrument. There were only two codes available for this field; Match, indicating that the interviewer entered the same response into the instrument that the respondent identified as their response, and Non-Match indicating that the interviewer entered a different response into the instrument than what the respondent had actually said. Interviewers entered the correct response on average 90.3 percent of the time. 7,506 entries made for this variable only 63 Non-Match cases were coded, giving an average of 0.84 percent for Non-Matched Data Entry from the interviewer and suggesting that this is a trivial source of error. However this must be considered with the caveat that 8.86 percent of Data Entry cases were coded as Inaudible/Other or Uncodable Responses. The code was used when the coder was unable to determine whether or not the interviewer entered the correct information into the instrument.

Generally, Coverage Followup interviewers were able to achieve a standardized interview, which was the goal of the interview procedures. Coverage Followup interviewers read the vast majority of questions as worded, and respondents generally were able to respond to the questions without difficulty. The high rate of standardization achieved in the Coverage Followup interviews analyzed in the present study stands in contrast with the behavior coding results of the 2010 Census Nonresponse Followup operation (Childs and Jurgenson, 2011), where only 37 percent of questions were asked as intended. We believe that this difference is related to the difference in mode and type of interviewer between the two operations: Coverage Followup was a centralized computer-assisted telephone interview operation conducted by experienced interviewers whereas Nonresponse Followup was a paper-assisted personal interview operation conducted by newly-hired interviewers. This explanation is consistent with the behavior coding study of the coverage follow-up for the 2004 Census Test (Landreth et al. 2006), which found a higher rate of appropriate Interviewer Behavior for the experienced telephone interviews than the inexperienced in-person interviews. In addition to any inherent differences between telephone and in-person interviewing, the two modes were associated with important differences in supervision. The computer-assisted telephone interview operations were conducted in controlled environments with close supervision and achieved far greater standardization in the interviewing process than did inexperienced field staff operating with less direct supervision.

Though Interviewer Behavior was much better than in past studies, it was not perfect. Sometimes interviewers deviated from the script in order to explain or cue the respondent to the format of the question or the interview, to provide smoother transitions, or to maintain a positive relationship with the respondent. Subtle adjustments could be made to the interviewing script in these areas to aid the interviewers in these respects. There were also cases where interviewers misread abbreviations, or failed to read the full word, a problem that might be alleviated by providing them with an easily accessible list.

Specific problems that were identified in this study included areas where questions were perceived as repetitive. For example, in Module D, in which the interviewer reviewed the roster of household members from the original census return, and asked questions to add people to it, interviewers added various types of introductory statements about the format or the “repetitive” nature of the questions to preface a series of yes/no questions. In order to maintain consistency across interviews, the introduction of a standard statement, either here or at the outset of the interview, might be considered to inform respondents of what they can expect in the interview. Another possibility would be a statement saying that while these questions seem similar and may not apply, it is important to consider each one. This is a problem that has been noted before in coverage questionnaire development, and should be explored more thoroughly in cognitive testing.

The analysis of Module G, which gathers demographics characteristics not reported on the original census return, revealed that the Race questions are quite challenging for both interviewers and respondents. This is in line with past research (see Childs and Jurgenson, 2011) and underscores the difficulty of measuring a shifting and variable construct. In addition, behavior coding confirmed that these questions are more challenging for certain demographic groups than for others, with those who identify as White or Black having the least difficulty.

The present study obtained results demonstrating that the Hispanic Origin question is also problematic for Spanish-speakers, a finding that has received far less attention in the literature. The problems with the Hispanic Origin question were related both to the construct itself and to the ambiguous wording of the question in Spanish.

Some of the more interesting findings regarding the Race and Hispanic Origin series resulted from the fact that our dataset was partially segmented according to demographic characteristics. In particular, the use of an English corpus and a Spanish corpus, as well as the way the Race question was administered – it was asked differently of respondents who reported the previous household member as “White” or “Black” – made it possible to look at different subsets of the population for behavior coding. This points to a possible future direction for behavior coding research. Along the same lines, we suggest that future behavior coding studies not only examine question-asking and -answering behavior, but that they match these behaviors to the actual data. Not only can this reveal patterns about certain groups’ interpretations of the questions, but it can provide important insights regarding the impact of changes to question administration on data quality, a crucial outcome measure.

If the Coverage Followup operation is conducted in the future, based on these and the 2004 and

2006 Census Test behavior coding studies, we recommend that it be conducted in a telephone center or at least in an environment with experienced interviewers who can be monitored throughout the interviewing period.

More generally, we recommend using experienced, monitored interviewers for interviewer-administered operations as much as possible in the 2020 Census. We saw far superior standardized interviewing performance in controlled telephone center settings than we did with inexperienced in-person Nonresponse Followup interviewers in the 2010 Census (Childs and Jurgenson, 2011). Because of the need for a standardized interview for the decennial census, we think it is important to experiment with ways to monitor interviewers through different types of technology to achieve the same type of standardization that we saw in this operation, perhaps even in a decentralized operation through the use of computer-assisted recorded interview technology.

This assessment of performance of the Coverage Followup operation suggests that the standardization of the interview performed very well in the 2010 Census. This, combined with other assessments of the Coverage Followup operation, should be used to assess whether or not adjustments should be made to the Coverage Followup questionnaire if it is to be used again for the 2020 Census.

1. Introduction

1.1. Purpose of Study

In order to learn how well census interviewers ask and respondents answer census questions, a series of behavior coding studies was carried out on three of the interviewer-administered survey questionnaires during the 2010 Census (Nonresponse Followup, Coverage Followup, and Census Coverage Measurement Person Interview). The purpose was to identify problems with how interviewers ask, and respondents answer, questions. This study focuses on the Coverage Followup (CFU) operation to the 2010 Census.

By using behavior coding to analyze these interviewer-administered questionnaires, we will know whether census questions are being asked as intended and will identify problems with question wording and interviewer training. These studies can further help the U.S. Census Bureau interpret apparent disparities in data that may arise between different operations. In addition, these studies will help us prepare questionnaires for use in the 2020 Census.

1.2. Intended Audience

The intended audience for this paper is Census Bureau staff, as well as anyone interested in the particulars of questionnaire wording, design and evaluation.

2. Background

2.1. Coverage Followup

The CFU operation was aimed at resolving potentially problematic coverage situations identified during the 2010 Census in order to improve the accuracy of the Census. The primary goal of the CFU operation was to make sure that individuals were not counted at more than one location, counted at the wrong location, or omitted from the census. The Census Bureau uses an overarching rule of counting each person where they usually live and sleep around April 1. However, people who stay at two or more different places during the year could be counted in the wrong place or counted more than once. This sometimes happens with college students who are counted with their parents as well as at their college residence. Similarly, people may be accidentally left off the census return. For example, if a person is temporarily living somewhere until they find a place to live, they should be counted at the place they were staying on Census Day (April 1, 2010). These people are sometimes left off of the census return because the respondent does not identify the person as a household member. The CFU instrument seeks to resolve these situations so that people are counted in the right place in the census.

During the development of the CFU questionnaire for the 2010 Census, interviews using 2004 and 2006 Census Test versions of the CFU instrument were behavior coded (Landreth, Krejsa, and Karl 2006; and Davis and Allen 2007, respectively). These analyses allowed us to see how modifications of the instrument performed, as well as how the instruments performed under different circumstances. For instance, half of the sample for the 2004 CFU behavior coding was

recorded via personal visit interviews in the field and half was from the Census Bureau telephone centers (at the time the operational plan was to conduct both field and telephone interviews). In 2006, the behavior coding sample was taken entirely from the Census Bureau telephone centers because of the decision to conduct a solely computer-assisted telephone interview (CATI) operation for CFU. This change in survey mode was associated with large increases in good Interviewer Behavior, which may be attributable to the experience of the telephone staff, the centers' capability to monitor their staff, or the survey working better for telephone than face-to-face interviews, as well as improvements in the questionnaire between the 2004 and the 2006 tests.

The entire 2010 Census CFU operation was conducted in telephone centers under contract to the Census Bureau with a computer-assisted telephone interview (CATI) instrument, similar to the one tested in the 2006 Census Test, but with updates based on that field test.

2.2. 2010 Census CFU Module Descriptions

The 2010 Census CFU interview consisted of seven standard modules.⁴ Each case received the modules appropriate for the situation encountered. Because of the skip patterns in the instrument, each case may receive a slightly different path. There are over one hundred unique questions in the CFU, but any given case receives only a small fraction of these questions, depending on their circumstance and the size of their household. The instrument uses information from the initial enumeration, and from answers to the first modules to direct the respondent through the questionnaire.

Modules A-C: The first modules made sure that the correct household was reached and then attempted to speak with the household member who initially completed the census return. These modules also verified the address.

Module D: This module reviewed the roster of household members from the original census return. Duplicates were removed from the roster and questions were asked regarding additional household members that may have been left off or forgotten from the original roster. Full name and age were asked for any roster members added in this section.

Module E: This module determined whether or not anyone moved out of the housing unit on or around Census Day. This section was asked only if there was more than one person on the roster.

Module F: This module asked about alternative addresses household members may have had where they could have possibly been (or should have been) counted. For each person listed as living or staying at an alternative address, it was determined how much time was spent at the alternative location as well as more specific information about that location. This section also determined whether each person should have been counted in the census at this address or not.

⁴ Out of scope for this study was the experimental module that sought to examine why, in some cases, the CFU interview was ineffective at eliciting information that had been either eluded to in the census return (by way of the overcount or undercount questions) or information gleaned from computer matching. It was out of scope for this study because of its infrequency and the unlikelihood that this sample of cases would include any cases with the experimental module.

Module G: Demographic characteristics that were not reported on the original census return were asked in this module. This included newly-rostered people as well as people for whom data were missing on the original return.

2.3. Behavior Coding

The behavior coding method is used in survey research to analyze the interactions between interviewers and respondents during the administration of survey questions (Cannell, Fowler, and Marquis, 1968). The method involves the systematic application of codes to behavior (in this case, verbal behavior) that interviewers and respondents display during the question/answer process and is often used to identify problematic questions (Oksenberg, Cannell, and Kalton, 1991; Sykes and Morton-Williams, 1987).

Behavior coding is a useful method for gathering information about the performance of the survey questionnaire and the quality of the data it collects. If questions and response options are worded and structured in ways that respondents can easily understand and answer, then confidence grows regarding the ability of the survey questionnaire to meet its intended measurement objectives. In an ideal interaction between an interviewer and a respondent, the interviewer asks the question exactly as worded and the respondent immediately provides an answer that is easily classified into one of the existing response categories. When the interaction deviates from this ideal, we begin to suspect there may be problems with the question and/or response options that may be causing comprehension or response difficulties. These difficulties could lead to measurement error. The application and analysis of behavior codes for these types of interactions allow researchers to pinpoint where such issues are occurring in the survey questionnaire (Fowler and Cannell, 1996).

A framework of behavior codes is designed to account for and capture instances of ideal and non-ideal interactions and to indicate particular types of problems that can occur (Fowler and Cannell, 1996). Codes assigned to Interviewer Behavior illustrate whether questions were asked exactly as worded; when they were not, this may indicate that questions are awkwardly worded or overly complex (Fowler and Cannell, 1996). A question that experienced a “Slight Change” did not change the intended meaning of the question, and therefore the response may be coded appropriately. Questions that experienced a “Major Change” are ones for which the intent of the question as altered or an important part of the question was omitted. These codes were very strictly applied, in that only those questions with very minor changes (usually in grammar) were coded as a “Slight Change”. In addition, skipping questions that should be asked might indicate that interviewers judge the information to be redundant or the question to be sensitive. Codes assigned to Respondent Behavior documented whether the answer met the measurement objective as well as when the response was more complicated. For instance, when terms are unclear, respondents may ask for Clarification (Fowler and Cannell, 1996) or when a question is lengthy or complex, respondents may ask interviewers to reread all or a portion of the question. Alternatively, respondents may provide an answer that does not answer the question at all. This would be indicative of a cognitive problem experienced by the respondent either comprehending the question or mapping their own situation onto the response categories. Table 1 shows the codes used for this project. More information can be found in Appendix A.

Table 1. Behavior Codes	
Interviewer Question Asking Behavior	
ES	Exact Reading or Slight Change
MC	Major Change
V +	Appropriate Verification
V -	Inappropriate Verification
S	Skipped
I/O	Inaudible/Other
Respondent Response Behavior	
CA	Codable Answer
CWI	Codable with Interpretation
UCA	Uncodable Answer
QA	Qualified or Uncertain Answer
CL	Clarification or Reread Requested
DK	Don't Know
REF	Refusal
I/O	Inaudible/Other
Final Outcome	
CA	Codable Answer
CWI	Codable with Interpretation
UCA	Uncodable Answer
QA	Qualified or Uncertain Answer
DK	Don't Know
REF	Refusal
I/O	Inaudible/Other
Data Entry	
MA	Interviewer Entry Matches Respondent's Answer
NM	Interviewer Entry Does Not Match Respondent's Answer
O/U	Other/Unclear if Entry Matches Respondent's Answer

Behavior coding can be as complex or as simple as the researcher deems necessary. Coding can be implemented at the first level of interaction only (i.e., when an interviewer first asks the question and the respondent provides feedback before the interviewer speaks again) or several levels of interaction may be analyzed. Typically, when research intends to identify problem questions, coding the first level of interaction is sufficient because major problems are often evident either when the question is first read, or during the initial response from a respondent (Burgess and Paton 1993; Esposito, Rothgeb, and Campanelli 1994; Oksenberg et al. 1991; Smiley and Keeley 1997). However, coding the Final Outcome of the interaction as well provides additional information on whether the interviewer and the respondent were ultimately successful in resolving difficulties with the question-and-answer process, if any, before moving on to the next question. This presents another evaluation measure for each question.

3. Methodology

3.1. Research Question

The research question for this study was: **How well do CFU survey questions perform in interviews?** This question was answered by generating behavior coding data for a small sample of interviews to assess how often the interviewer successfully read the questions as worded and how often the respondent generated a response that could easily be classified into one of the response options (i.e., Codable) following standard practice (Fowler and Cannell, 1996; Oksenberg, Cannell, and Kalton, 1991; Sykes and Morton-Williams, 1987).

At the Census Bureau, we often use a rate of undesirable Interviewer or Respondent Behavior that exceeds a particular threshold (e.g., 15 percent of cases) as an indication of a problem with a particular question (Fowler, 1992; Landreth, Krejsa, and Karl, 2006; Oksenberg, Cannell, and Kalton, 1991). Questions that exceed this threshold of undesirable behavior are analyzed in detail to understand what particular problems the interviewers and/or respondents are experiencing. This study sought to learn whether the questions were easy to administer and respond to and, if not, what the specific barriers to question administration and response were.

3.2. Methodology

We carried out behavior coding on a sample of 239 recorded 2010 Census CFU interviews: 122 interviews conducted in English and 117 conducted in Spanish, in order to assess both versions.⁵

We used CFU recordings from the Data Quality Monitoring (DQM) operation conducted by the contractor who conducted the CFU operation. In this manner, no additional recordings or data collection were needed. The DQM randomly sampled and recorded ten percent of calls for full-time interviewers and 20 percent of calls for part-time interviewers in order to record a sufficient number of cases (excluding refusals, scheduled call backs, etc.) to meet service quality requirements (a different type of assessment).⁶ Only completed cases in English or Spanish were included in the DQM.

Once the recordings were obtained, the Center for Survey Measurement (CSM) conducted this study by having specially trained interviewers at the Tucson Telephone Center carry out the behavior coding. CSM staff prepared the study plan, behavior coding procedures, and all coding instruments. CSM staff also prepared training materials and conducted a three-day training session for the six members of the telephone staff who carried out the coding. These coders were bilingual (English and Spanish) telephone interviewers who had prior experience in behavior coding. The coders all had more than six years of experience as telephone interviewers, and they

⁵ In order to make sure we had a sufficient number of interviews with good sound quality, we requested a total of 250 CFU recorded interviews, and requested that half of these (125) be in English and half in Spanish. Of the 11 cases that had to be discarded, most had distorted sound that did not match the screen replay or they did not playback at all.

⁶ Half of the recordings were stored in each of two storage facilities. One of those facilities became the base for the sample. Data were stored randomly between two databases, so there was no known bias of having selected cases only from one site.

were selected as coders based on their supervisors' judgment of their reliability as interviewers. Once the coding was completed, the coded data were sent to CSM for analysis.

In addition to the audio of the interviewer-respondent interaction, the recordings also included video screen captures of the interviewers' computers. Thus, the behavior coders were not only able to hear the conversation between the interviewer and the respondent, but they were also able to see the CATI screens. The video recordings provided coders with the exact question that interviewers were expected to read and it also allowed coders to see how interviewers keyed the data. Coders were assigned a caseload comprised of randomly-selected recordings, with the exception that each caseload included ten interviews (five in each language: English and Spanish) that were coded by each interviewer for the purposes of reliability assessment. Coders did not know which cases were the production cases and which cases were for reliability. Each coder was assigned approximately 40 total cases.

Using a prescribed framework of behavior codes, coders listened to each recording and entered codes into a database designed for this project by CSM staff. The framework of behavior codes used for this project was adapted from Oksenberg, Cannell, and Kalton (1991). Interviewer Behavior was coded according to whether the interviewer read the question as worded, made a Major Change, or skipped it altogether. Codes used for Respondent Behaviors included whether the respondent interrupted the interviewer, asked for Clarification, provided a response that matched the response options, or provided some other kind of answer. For the Final Outcome, coders coded whether the interviewer and respondent agreed on a response that matched a response option or not. For Data Entry, coders assessed whether the entry made onto the CATI instrument by the interviewer matched what the respondent had said or not. A complete list of the codes used in this study and a detailed explanation of their analytical function are provided in Appendix A.

For each question, coders coded first-level Interviewer and Respondent Behaviors, Final Outcomes, and whether Data Entry matched the respondent's answer. Below are two hypothetical examples illustrating the level of exchanges between interviewers (I) and respondents (R) and their corresponding behavior codes, as well as the results of data entry and the final data entry code.

Example 1:

I:	What was Johnnie's age on April 1, 2010?	First level	ES: Exact Reading or Slight Change
R:	What?	First level	CL: Clarification request
I:	How old was Johnnie on April 1, 2010?	Second level	(not coded)
R:	13.	Final Outcome	CA: Codable
Data Entry:	(13)	Data Entry	MA: Match

Example 2:

I:	Does someone in this household own this house, apartment or mobile home, with a mortgage or loan (including home equity loans), own it free and clear, rent it, or occupy it without having to pay rent?	First level	ES: Exact Reading or Slight Change
R:	I own it.	First level	UA: Uncodable
I:	Do you own with a mortgage or loan, or do you own it free and clear?	Second level	(not coded)
R:	What did you say?	Second level	(not coded)
I:	Do you have a mortgage, or do you own it free and clear?	Third level	(not coded)
R:	With a mortgage	Final Outcome	CA: Codable
Data Entry:	(own with a mortgage or loan)	Data Entry	MA: Match

Besides coding first-level Interviewer and Respondent Behaviors, Final Outcome and Data Entry, coders also coded the language of interview administration as well as whether there were linguistic issues or problems (such as difficulty with addresses, abbreviations, or pronunciations). In addition, coders were trained to identify “non-ideal” interactions (i.e., interactions where an interviewer did not produce an Exact Reading or Slight Change of the question and a respondent answer did not match one of the response options) and to take detailed notes any time that non-ideal interactions occurred. These notes were used for qualitative analysis, described below.

The percent of respondent interruptions (i.e., “Break-Ins”) to the initial question administration was also coded. These calculations were based on the total number of first-level Interviewer Behaviors for each question (because each time an interviewer spoke, a respondent could have interrupted). Break-Ins were calculated separately from the seven Respondent Behaviors because we also coded the content of the respondent’s utterance when a respondent breaks in (e.g., the respondent could break in with an answer that may be Codable or Uncodable or they may interrupt for Clarification). Sometimes when the respondent interrupts, the interviewer is still able to ask the entire question, though other times they do not. If the interviewer failed to finish reading the question, the Interviewer Behavior was considered a Major Change. Questions do not have respondent or Final Outcome data if the question was skipped by the interviewer because the respondent did not have the opportunity to make a response.

After the coding was completed, CSM carried out question-by-question quantitative and qualitative analysis. For this study, questions for which either Interviewer or Respondent Behavior deviated from the “ideal” more than 15 percent of the time were considered to be problematic. This could be entirely one category (15 percent Uncodable) or a combination of non-ideal behavior (ten percent Major Change, five percent Clarification).⁷ Further qualitative analysis was then conducted to gain further insight on what interviewers say when they do not read the questions exactly as worded and how respondents answer when their answer is not easily mapped on to a response option. Finally, CSM researchers analyzed the coding notes and classified them into post hoc categories for quantification.

⁷ Inaudible interviewer or Respondent Behavior is considered neither ideal nor non-ideal.

3.3. Inter-coder Reliability

To assess reliability for the behavior coding results in general, we must determine whether the coders were sufficiently trained to apply the same codes to the same observable behaviors. The bilingual coders independently coded the same ten interviews, five in English and five in Spanish, and agreement statistics were generated with the resulting data. For this project, inter-coder reliability was assessed using Fleiss' kappa statistic. The Fleiss' kappa provides a conservative measure of agreement among two or more coders in their application of the behavior codes, because it accounts for the possibility of agreement by chance (Fleiss, 1981). While there is no universally accepted method of evaluating a kappa statistic, according to Landis and Koch (1977), kappa scores greater than 0.81 indicate an almost perfect level of agreement across coders, 0.61 to 0.80 indicate substantial level of agreement, scores ranging from 0.41 to 0.60 indicate a moderate level of agreement, scores from 0.21 to 0.40 indicate fair agreement, and scores below 0.20 represent slight to poor agreement.

We focused the reliability analysis on Interviewer Behavior and first-level Respondent Behavior, because these are the key variables analyzed in this report. As Table 2 demonstrates, overall, the kappa scores reflected moderate reliability with regard to Interviewer Behavior (0.48) and substantial agreement with regard to Respondent Behavior (0.67). Spanish interviewing coding reflects less agreement than the coding of interviews conducted in English. English scores reflect moderate agreement for Interviewer Behavior (0.60) and substantial agreement for Respondent Behavior (0.68), while Spanish scores reflect only fair agreement for Interviewer Behavior (0.36) and substantial agreement for Respondent Behavior (0.65).

Table 2. Behavior Coders' Kappa Scores by Language

Interview Language	Interviewer Behavior	Respondent Behavior
English	0.60	0.68
Spanish	0.36	0.65
Total	0.48	0.67

Source: Kappa Calculation.xlsx

This problem of less reliability with behavior coding of Spanish-language interviews has been found consistently in behavior coding at the Census Bureau and in other research organizations (see Goerman, Childs and Clifton, 2008, for more discussion of this particular problem). It has sometimes been attributed to a cultural difference by which there is often more discussion observed in Spanish-language interviews than English interviews. Interviews with more discussion may be more difficult to reliably code. Though this difference in reliability between languages has been a fairly consistent finding, there is no definitive explanation for why it occurs or how it could be remedied.

4. Limitations

This study does not have many of the same limitations as the other two behavior coding studies in this series (Childs, 2010a; Childs, 2010b) because of the following differences in the data collection method:

1. All CFU interviews were subject to taping. Neither interviewers nor respondents knew exactly which interviews were taped (all respondents provided consent to tape) therefore the effect of taping should not have been different between those interviews that were actually observed and those that were not.
2. Because these were telephone interviews, there was no nonverbal communication between the interviewer and respondent like there could be in a face-to-face interview. Therefore, the restriction of audio-recording to only verbal communication did not impact this study.

Nevertheless, certain aspects of our behavior coding design introduce limitations to this study and will necessitate some caution in interpreting and understanding the results. For one, the fact that a response is “codable” does not mean that it is accurate. An interviewer may be able to assign a response option easily, but if that response option does not accurately reflect the respondent’s intention and/or situation, data quality is adversely affected. This can occur when the interviewer changes the question, such as in the case of a Major Change or Inaccurate Verification, because the response does not correspond to the question as worded in the instrument. In addition, a respondent may interpret the question or the response options differently from what was intended. Another limitation of behavior coding is a product of the question-by-question format of the analysis. Although this allows a more detailed and nuanced analysis, in isolation, we miss the flow of the conversation and are unable to measure the influence of the previous questions in the responses. Again, it should be noted that this was a sample-based qualitative study, therefore the quantitative results should not be misinterpreted as representative of the U.S. population.

5. Results

Overall, the behavior coding of the survey data indicated that the interview and response behavior were both acceptable. Since it would be too lengthy to include all of the 107 possible questions, the results section of this paper only focuses upon questions with high rates of problematic respondent and/or Interviewer Behavior. Most of the 107 questions were not asked of all respondents, either because the information was provided on the initial census response and did not need to be collected again or because skip patterns did not require responses to some questions. For tables including all questions administered in the survey and their rates of successful administration (both by language and cumulatively), please see Appendix B through G. The wording of these questions in both English and Spanish is included in Appendix H.

Across all questions, Exact Reading or a Slight Change for Interviewer Behavior was 89 percent. Codable answers (including Codable with Interpretation) on the first-level Respondent Behavior were achieved for 88 percent of all cases, while Codable answers (including Codable with Interpretation) on the Final Outcome was achieved for 92 percent.

Although these averages show a vast improvement from the CFU operation for the 2004 Census Test, where correct Interviewer Behaviors across questions was 51 percent, and respondents provided 80 percent acceptable/codable answers for the first-level Respondent Behavior, it is important to keep in mind that the earlier operation used a combination of in-person and telephone interviews (Landreth et al. 2006). Behavior coding of that operation found a higher rate of appropriate Interviewer Behavior for the telephone interviews than the in-person interviews,

which may have been the result of differences in staffing of the two operations, as well as the greater supervision of the telephone interviewers. Similarly, the percentage of questions read as worded in the current study was vastly superior to the 2010 Census Nonresponse Followup (NRFU) interview, where only 37 percent of questions were asked as intended (Childs and Jurgenson, 2011). The NRFU operation consisted of in-person interviews carried out primarily by inexperienced employees, while the CFU operation was consisted of CATI interviews carried out by experienced interviewers who were more closely supervised.

In presenting our findings, we begin with a high level overview of all questions that were coded. Then, we turn our attention to detailed question-by-question findings and recommendations for each problematic substantive question in the CFU questionnaire.

5.1. General Findings

5.1.1 Interviewer Behavior

As shown in Table 3, the Interviewer Behavior observed in this study is very positive—89.27 percent of the questions administered were read with Exact Reading or a Slight Change. Only 5.9 percent of the total sample involved Major Changes by the interviewers to question wording: 5.03 percent when asked in English and 5.72 percent when in Spanish. Less than three percent of all Interviewer Behaviors overall were Correct Verifications, Incorrect Verifications, or Skipped Questions. Table 3 shows Interviewer Behaviors for interactions that were coded as “Mixed English/Spanish” and “Spanish Puerto Rico.”⁸ Those are mentioned in the detailed question-by-question analysis when relevant, but most often, on a question-by-question basis, there were not 20 interactions for any given question, which put them below the threshold to be analyzed separately. Those cases with “Blank” language were largely skipped or Inaudible/Other.

Table 3. Interviewer Behavior Summarized by Language

		ES		MC		V+		V-		S		I/O	
	TOTAL	N	%	N	%	N	%	N	%	N	%	N	%
English	4,056	3,775	93.07%	204	5.03%	45	1.11%	3	0.07%	17	0.42%	12	0.30%
Spanish	4,319	3,891	90.09%	247	5.72%	122	2.82%	24	0.56%	16	0.37%	19	0.44%
Mixed English/Spanish	777	563	72.46%	92	11.84%	94	12.10%	12	1.54%	11	1.42%	5	0.64%
Spanish (Puerto Rico)	64	61	95.31%	3	4.69%	0	0.00%	0	0.00%	0	0.00%	0	0.00%
Blank	125	49	39.20%	5	4.00%	3	2.40%	0	0.00%	12	9.60%	56	44.80%
Total	9,341	8,339	89.27%	551	5.90%	264	2.83%	39	0.42%	56	0.60%	92	0.98%

Source: MODULES A-G: INTERVIEWER QUESTION ASKING BEHAVIOR; MODULES A-G: INTERVIEWER QUESTION ASKING BEHAVIOR – ENGLISH; MODULES A-G: INTERVIEWER QUESTION ASKING BEHAVIOR- SPANISH; MODULES A-G: INTERVIEWER QUESTION ASKING BEHAVIOR- MIXED ENGLISH/SPANISH; MODULES A-G: INTERVIEWER QUESTION ASKING BEHAVIOR – SPANISH PR

⁸ Spanish Puerto Rico was coded separately for those questions whose script deviated when the questionnaire was to be administered in Puerto Rico. These were limited to a few screens in the beginning that largely dealt with addresses.

The majority of questions in CFU were asked with Exact Reading or Slight Changes the vast majority of the time; just seven of the 50 questions with an adequate sample size⁹ exceeded the 15 percent threshold for Major Changes made to the question wording: Introduction, Missed Babies, Add Name to Roster, General Hispanic Origin, Specific Hispanic Origin, Race Question – First Administration, and Race Question – Second Administration¹⁰). Patterns of Interviewer Behavior were similar across the two languages, with the exception of the two Hispanic Origin questions, which proved far more problematic in the Spanish-language interviews. Particular issues related to those questions that did not meet the satisfactory threshold are discussed in greater detail in the question-level presentation of results.

For those questions that experienced high levels of Major Changes, it is unclear whether the responses—even those marked as Codable—accurately reflected the respondent’s intended response, since the alterations to the question might have produced misinterpretation on the part of the respondent. Therefore we cannot tell whether the respondent would have answered the same or differently, had the interviewer read those questions exactly as worded.

Break-Ins, that is, when the respondent interrupts the interviewer during the question reading, occurred at a very low rate—on an average of 2.5 percent of the time across questions. As noted above, Break-Ins were coded separately from both interviewer and Respondent Behavior, meaning that a question with a Break-In was also associated with both an Interviewer Behavior and a Respondent Behavior. However, we report Break-Ins in the Interviewer Behavior tables because they are related to how the interviewer was able to administer the question. This is not meant to suggest that Break-Ins are a reflection of poor Interviewer Behavior, but it does suggest something about the question performance.

5.1.2 Respondent Behavior

As shown in Table 4, Respondent Behavior produced a high percentage of Codable or Codable with Interpretation responses in this survey—89.03 percent of English responses, 87.58 percent of Spanish responses and 88.21 percent overall. Overall, only 3.26 percent of the entire sample was Uncodable Responses (3.84 percent for Spanish responses and 2.61 percent for English responses) and 3.16 percent were a request for Clarification (2.97 percent for Spanish responses and 3.38 percent for English responses).

⁹ Only those questions with more than 20 cases were included in the analysis.

¹⁰ In order to improve the flow of the interview, some questions vary slightly depending on whether they are being asked for the first time or they are being asked about subsequent persons within the same interview. Each version is treated as a distinct question in the CFU instrument. More information is provided in the discussion of the Race questions, later in this report.

Table 4. Respondent Behavior Summarized by Language

	TOTAL	CA		CWI		UCA		QA		CL		DK		REF		I/O	
		N	%	N	%	N	%	N	%	N	%	N	%	N	%	N	%
English	3,490	3,037	87.02%	70	2.01%	91	2.61%	16	0.46%	118	3.38%	24	0.69%	1	0.03%	133	3.81%
Spanish	3,801	3,243	85.32%	86	2.26%	146	3.84%	33	0.87%	113	2.97%	36	0.95%	1	0.03%	143	3.76%
Mixed English/Spanish	6	3	50.00%	0	0.00%	1	16.67%	0	0.00%	0	0.00%	0	0.00%	0	0.00%	2	33.33%
Spanish (Puerto Rico)	36	31	86.11%	0	0.00%	0	0.00%	0	0.00%	1	2.78%	0	0.00%	0	0.00%	4	11.11%
Blank	32	24	75.00%	2	6.25%	2	6.25%	0	0.00%	1	3.13%	0	0.00%	0	0.00%	3	9.38%
Total	7,365	6,338	86.06%	158	2.15%	240	3.26%	49	0.67%	233	3.16%	60	0.81%	2	0.03%	285	3.87%

Source: MODULES A-G: RESPONDENT RESPONSE BEHAVIOR; MODULES A-G: RESPONDENT RESPONSE BEHAVIOR – SPANISH; MODULES A-G: RESPONDENT RESPONSE BEHAVIOR – ENGLISH; MODULES A-G: RESPONDENT RESPONSE BEHAVIOR – MIXED ENGLISH/SPANISH

* The total for Respondent Behavior is lower than Interviewer Behavior for several reasons. Some items did not require a response from respondents. Items that were skipped by interviewers also would not have a respondent behavior. In addition, some data that should have been coded by coders was inadvertently missing.

The greatest issues were found in the Respondent Behavior to the Race questions (in both languages), as well as the General Hispanic Origin and Specific Hispanic Origin questions in Spanish. Uncodable Responses to the various iterations of the Race questions ranged from 25 percent to 46 percent (see question by question analysis for more details). The Hispanic Origin questions experienced far higher levels of Uncodable Responses, “Don’t Know” and Qualified Answers in the Spanish-language interviews than in the English-language interviews. Particular issues related to each question are discussed in greater detail in the question-level presentation of results.

5.1.3 Final Outcome

Final Outcome, defined as the resolution between interviewer and respondent discussions, was slightly improved over first-level Respondent Behavior. Even when respondents' first response to a question was Uncodable, interviewers and respondents generally resolved these problems, and adequate or Codable Responses were achieved in the end in 92 percent of cases. Adequate Final Outcome rates were very positive in this study—the only questions that had a problematic rate of inappropriate Final Outcomes were the Hispanic Origin and Race questions in Spanish. It is worth noting that the Race and Hispanic Origin questions were not asked of all persons, only those for whom the demographic information was missing, which means that the dataset for these questions likely contains a higher proportion of administrations to individuals who found these questions challenging. The particular difficulties will be discussed in the question-by-question analysis below. The overall results can mask problems with specific questions, so the question-by-question analysis is important in order to identify and analyze those patterned problems made to specific questions. This is particularly the case for those questions that were administered with greater/weaker accuracy in English or Spanish, or which produced greater confusion for English compared with Spanish-speaking respondents.

5.1.4 Data Entry

Data Entry was coded to determine whether or not the interviewer entered the correct response from the respondent into the instrument. There were only two codes available for this field;

Match, indicating that the interviewer entered the same response into the instrument that the respondent identified as their response, and Non-Match indicating that the interviewer entered a different response into the instrument than what the respondent had actually said. Interviewers entered the correct response an average of 90.3 percent of the time. Of 7,506 entries made for this variable, only 63 Non-Match cases were coded, giving an average of 0.84 percent for Non-Matched Data Entry from the interviewer and suggesting that this is a trivial source of error. However this must be considered with the caveat that 8.86 percent of Data Entry cases were coded as Inaudible/Other or Uncodable Answer. The code was used when the coder was unable to determine whether or not the interviewer entered the correct information into the instrument. Because this outcome was good at the overall level, and at the question level, it is not examined in further detail.

5.2 Question-Level Analysis

The aggregate results of the behavior coding for problematic Interviewer and Respondent Behaviors are contained in Table 5 and 6. These tables represent 239 households (containing 861 people in total) interviewed during the CFU operation. Data are only presented for cases in which the question of interest was asked. For that reason, the number of households and people represent the maximum number of times a question could have been asked. Most questions in this survey are asked for a subset of people, or a subset of cases, depending on the relevant skip patterns. Thus, the number of data points differs for each question. Only questions which were administered at least 20 times are included in the analysis.

In analyzing behavior coding data, the standard practice for identifying flawed survey questions is to flag questions for which non-ideal Interviewer and Respondent Behaviors exceed 15 percent for any behavior type or combination of non-ideal behaviors (e.g., Major Change or Uncodable Answer). Though this is a somewhat arbitrary cut-off point, this level of non-ideal behavior suggests that a question has a “high level” of problems that merits some attention (Oksenberg et. al, 1991; Fowler, 1992). This was the standard for analysis of problematic behavior in this study.

Table 5 contains Interviewer Behaviors by question parsed across the six possible types of Interviewer Behavior. The information in this table accounts for approximately 100 percent of interviewers’ behavior (taking into account rounding error). Also shown is the proportion of time respondents Break-In, calculated based on the number of question administrations. Table 6 presents Respondent Behaviors at the first-level exchange for each question parsed across the eight possible types of Respondent Behavior. The questions presented in the tables are those that exceeded the 15 percent threshold of problematic behavior for either Interviewer or Respondent Behavior. Problematic Interviewer Behavior is defined as deviating from an Exact Reading or Slight Change or Appropriate Verification; problematic Respondent Behaviors are anything except Codable or Codable with Interpretation responses. The Inaudible/Other code is also excluded from non-ideal behavior because it is neither ideal nor non-ideal. Some questions were associated with both problematic Interviewer Behavior and problematic Respondent Behavior, while other questions were associated with just one or the other. Because Interviewer and Respondent Behaviors might influence each other, questions with an adequate sample size (more than 20) that were associated with either type of problematic behavior are included in both tables. Questions that experienced low levels of problematic Interviewer and Respondent Behavior are

not included in the tables or the detailed analysis below. To see the behavior coding results for all questions asked in the interviews, please refer to Appendix B through G. Question text is presented in Appendix H.

Table 5. Behavior Coding Data for Interviewer Behavior

Question	Interviewer Behavior							Break In
	N	E/S	MC	V+	V-	I/U	S	
CINTRO: Introduction	217	172 (79%)	43 (20%)	0	0	2 (1%)	0 (0%)	0.0%
CRIGHTADD: Address Verification	226	192 (84%)	29 (13%)	2 (1%)	1 (<1%)	1 (.4%)	0 (0%)	1.3%
MISSBABY: Missed Babies	233	190 (82%)	41 (18%)	1 (<1%)	0 (0%)	1 (.4%)	0 (0%)	0.4%
DUPLICATE MORE1: Duplicates	215	195 (91%)	16 (7%)	3 (1%)	0 (0%)	0	1 (<1%)	1.3%
ADDFN: Add Name to Roster	26	19 (73%)	5 (19%)	1 (4%)	0 (0%)	1 (1%)	0 (0%)	0.0%
COLADDRESS: College Address*	19	11 (58%)	7 (37%)	1 (5%)	0 (0%)	0	0 (0%)	0.0%
MOSTTIME: Residence Most of Time	50	42 (84%)	7 (14%)	0	0 (0%)	0	0 (0%)	0.0%
GHO_A: General Hispanic Origin	131	105 (80%)	22 (17%)	3 (2%)	0 (0%)	0	1 (1%)	0.0%
General Hispanic Origin- Spanish	84	62 (74%)	19 (23%)	3 (4%)	0 (0%)	0	0 (0%)	0.8%
GHO_B: Specific Hispanic Origin	50	34 (68%)	11 (22%)	5 (10%)	0 (0%)	0	0 (0%)	4.0%
Specific Hispanic Origin- Spanish	42	28 (67%)	10 (24%)	4 (10%)	0 (0%)	0	0 (0%)	4.7%
GRACE: Race Question-Version One	90	54 (58%)	33 (36%)	3 (3%)	0 (0%)	0	0 (0%)	4.4%
Race Question V1- English	35	23 (66%)	10 (29%)	2 (6%)	0	0	0 (0%)	5.7%
Race Question V1- Spanish	53	30 (56%)	22 (42%)	1 (2%)	0	0	0 (0%)	3.8%
Race Question V1- Mixed English/Spanish	2	1 (50%)	1 (50%)	0	0	0	0 (0%)	0.0%
GRACE2: Race Question Version Two	23	16 (70%)	4 (17%)	2 (9%)	1 (4%)	0	0 (0%)	0.0%
Race Question V2-English	8	5 (63%)	1 (13%)	3 (37%)	0	0	0 (0%)	0.0%
Race Question V2-Spanish	15	11 (73%)	3 (20%)	0	1 (7%)	0	0 (0%)	0.0%
GRACE3: Race Question – Version Three	75	65 (87%)	7 (9%)	2 (3%)	0	0	1 (1%)	0.0%
Race Question V3- English	7	6 (86%)	0	0	0	0	1 (14%)	0.0%
Race Question V3- Spanish	68	59 (87%)	7 (10%)	2 (3%)	0	0	0 (0%)	0.0%
GRACE4: Race Question-Version Four[†]	51	51 (100%)	0	0	0	0	0 (0%)	0.0%
Race Question V4- English	15	15 (100%)	0	0	0	0	0 (0%)	0.0%
Race Question V4- Spanish	36	36 (100%)	0	0	0	0	0 (0%)	0.0%

Source: MODULES A-G: INTERVIEWER QUESTION ASKING BEHAVIOR; MODULES A-G: INTERVIEWER QUESTION ASKING BEHAVIOR – ENGLISH; MODULE G: INTERVIEWER QUESTION ASKING BEHAVIOR - SPANISH

* Although we had stipulated that only questions administered 20 or more times would be analyzed, we include College Address because it was close to the cut-off point and it incurred a high level of Major Changes as well as a low rate of Codable Responses.

[†] Race Question - Version Four is included for the sake of comparison, even though it did not surpass the threshold of 15 percent or higher problematic behavior.

Table 6. Behavior Coding Data for Respondent Behavior

Question	Respondent Behavior*								
	N	CA	CWI	UA	QA	CL	DK	REF	I/U
CINTRO: Introduction	217	n/a	n/a	n/a	n/a	n/a	n/a	n/a	n/a
CRIGHTADD: Address Verification	226	198 (88%)	29 (13%)	5 (2%)	0	10 (4%)	0	0	6 (3%)
MISSBABY: Missed Babies	233	207 (88%)	2 (1%)	11 (5%)	0	4 (2%)	0	0	9 (4%)
DUPLICATEMORE1: Duplicates	215	169 (79%)	2 (1%)	2 (1%)	5 (2%)	31 (14%)	0	0	4 (2%)
ADDFN: Add Name to Roster	26	17 (65%)	1 (4%)	1 (4%)	0	2 (7%)	0	0	3 (12%)
COLADDRESS: College Address †	19	4 (21%)	0	4 (21%)	0	1 (5%)	9 (47%)	0	1 (5%)
MOSTTIME: Residence Most of Time	49	32 (65%)	5 (10%)	6 (12%)	0	3 (6%)	0	0	3 (6%)
GHO_A: General Hispanic Origin	131	67 (52%)	19 (15%)	29 (22%)	0	6 (5%)	2 (2%)	0	7 (5%)
General Hispanic Origin- Spanish	84	32 (38%)	17 (20%)	24 (29%)	0	4 (5%)	2 (2%)	0	5 (9%)
GHO_B: Specific Hispanic Origin	50	36 (72%)	2 (4%)	10 (20%)	0	1 (2%)	0	0	0
Specific Hispanic Origin- Spanish	42	30 (72%)	2 (5%)	3 (7%)	0	1 (1%)	0	0	0
GRACE: Race Question – Version One	90	49 (54%)	5 (6%)	23 (26%)	5 (6%)	1 (1%)	2 (2%)	0	5 (6%)
Race Question V1- English	35	28 (80 %)	2 (6%)	2 (6%)	0	0	0%	0	3 (9%)
Race Question V1- Spanish	53	20 (38%)	3 (6%)	20 (38%)	5 (9%)	1 (2%)	2 (4%)	0	2 (4%)
Race Question V1- Mixed English/Spanish	2	1 (50%)	0	1 (50%)	0	0	0	0	0%
GRACE2: Race Question-Version Two	23	15 (65%)	0	4 (17%)	1 (4%)	0	2 (9%)	0	1 (4%)
Race Question- V2- English	8	7 (88%)	0	0	0	0	0	0	1 (12%)
Race Question V2- Spanish	15	8 (53%)	0	4 (26.67%)	1 (6.67%)	0	2 (13.3%)	0	0
GRACE3: Race Question Version Three	74	18 (22%)	13 (18%)	34 (46%)	1 (1%)	0	1 (1%)	0	7 (10%)
Race Question V3- English	6	1 (20%)	1 (20%)	4 (60%)	0	0	0	0	0
Race Question V3- Spanish	68	17 (25%)	12 (18%)	30 (44%)	1 (1%)	0	1 (1%)	0	7 (10%)
GRACE4: Race Question- Version Four †	51	43 (84%)	0	1 (2%)	0	0	6 (12%)	0	1 (2%)
Race Question V4- English §	15	15 (100%)	0	0	0	0	0	0	0
Race Question V4- Spanish §	36	28 (78%)	0	1 (3%)	0	0	6 (17%)	0	1 (3%)
SOR: Some Other Race	101	71 (70%)	0	8 (8%)	4 (4%)	2 (2%)	3 (3%)	0	11 (11%)

Source: MODULES A-G: RESPONDENT RESPONSE BEHAVIOR; MODULES A-G: RESPONDENT RESPONSE BEHAVIOR- ENGLISH; MODULES A-G: RESPONDENT RESPONSE BEHAVIOR- SPANISH

* Respondent Behavior excludes questions that were skipped by the interviewer.

† Although we had stipulated that only questions administered 20 or more times would be analyzed, we include College Address because it was close to the cut-off point and it incurred a high level of Major Changes as well as a low rate of Codable Responses.

‡ Race Question - Version Four is included for the sake of comparison, even though it did not surpass the threshold of 15 percent or higher problematic behavior.

§ These questions are included even if they did not surpass the threshold of a sample size more than 20 or problematic behavior that exceeded 15 percent because these questions provide context and comparison for other similar questions.

Table 7 contains percentages for the Final Outcome and contains the same types of behavior included for the first-level Respondent Behaviors, excluding requests for Clarification and/or Re-reading of the question.

Table 7. Behavior Coding Data for Final Outcome

Question	Final Outcome [*]						
	N	CA	UA	QA	DK	REF	I/U
CINTRO: Introduction	217	n/a	n/a	n/a	n/a	n/a	n/a
CRIGHTADD: Address Verification	226	217 (96%)	4 (2%)	0	0	0	5 (2%)
MISSBABY: Missed Babies	234	225 (96%)	2 (1%)	0	0	0	7 (3%)
DUPLICATEMORE1:Duplicates	215	206 (96%)	4 (1%)	2 (13%)	0	0	3 (1%)
ADDFN: Add Name to Roster	26	23 (88%)	0	0	0	0	3 (12%)
COLADDRESS: College Address[†]	19	5 (26%)	2 (10%)	0	11 (58%)	0	1 (5%)
MOSTTIME: Residence Most of Time	50	44 (88%)	3 (6%)	0	0	0	3 (6%)
GHO_A: General Hispanic Origin	131	111 (85%)	14 (11%)	0	0	0	6 (5%)
General Hispanic Origin- English [‡]	45	41 (91%)	2 (4%)	0	0	0	2 (44%)
General Hispanic Origin- Spanish [‡]	84	68 (81%)	12 (14%)	0	0	0	4 (5%)
GHO_B: Specific Hispanic Origin[‡]	50	48 (96%)	2 (4%)	0	0	0	0
Specific Hispanic Origin- English [‡]	6	5 (83%)	1 (17%)	0	0	0	0
Specific Hispanic Origin- Spanish [‡]	44	42 (95%)	2 (5%)	0	0	0	0
GRACE: Race Question-Version One[‡]	90	74 (80%)	10 (11%)	5 (5%)	1 (1%)	0	3 (3%)
Race Question V1- English [‡]	35	31 (89%)	2 (6%)	0	0	0	2 (6%)
Race Question V1- Spanish	55	41 (75%)	7 (13%)	5 (9%)	1 (2%)	0	1 (2%)
GRACE2: Race Question-Version Two	23	18 (78%)	3 (13%)	0	1 (4%)	0	1 (4%)
Race Question V2- English	8	7 (88%)	0	0	0	0	1 (12%)
Race Question V2- Spanish	15	11 (73%)	3 (20%)	0	1 (7%)	0	0
GRACE3: Race Question-Version Three[‡]	74	41 (55%)	25 (34%)	0	0	0	8 (11%)
Race Question V3- English	6	3 (50%)	3 (50%)	0	0	0	0
Race Question V3- Spanish	68	38 (56%)	22 (32%)	0	0	0	8 (12%)
GRACE4: Race Question-Version Four[‡]	51	48 (94%)	0	2 (4%)	0	0	1 (2%)
Race Question V4- English [‡]	15	15 (100%)	0	0	0	0	0
Race Question V4- Spanish [‡]	36	33 (92%)	0	2 (6%)	0	0	1 (3%)

SOURCE: MODULES A-G: RESPONDENT RESPONSE BEHAVIOR; MODULES A-G: RESPONDENT RESPONSE BEHAVIOR-ENGLISH; MODULES A-G: RESPONDENT RESPONSE BEHAVIOR- SPANISH

* Final Outcome excludes questions that were skipped by the interviewer.

[†] Although we had stipulated that only questions administered 20 or more times would be analyzed, we include College Address because it was close to the cut-off point and it incurred a high level of Major Changes as well as a low rate of Codable Responses.

[‡] Race Question - Version Four is included for the sake of comparison, even though it did not surpass the threshold of 15 percent or higher problematic behavior.

[‡] These questions are included even if they did not surpass the threshold of a sample size more than 20 or problematic behavior that exceeded 15 percent because these questions provide context and comparison for other similar questions.

5.3. Findings by Modules

In this section, we provide a question-by-question analysis of each problematic question. These results are reported by Module. Only those questions in which the sample size is adequate (more than 20) and problematic behavior exceeded 15 percent (Major Changes for Interviewer Behavior and Uncodable Response, Qualified Answers, Clarification Requests and Don't Know for Respondent Behavior) are included in the detailed analysis below. Unless there were

considerable differences between Interviewer and Respondent Behavior by language, English and Spanish results are presented together. In the cases where there are noteworthy differences, the results are presented separately for the two populations in order to better understand the language and/or cultural effects for a particular question. Separate data by question are also provided in Appendix B through G.

5.3.1 Module C: Household Verification

Module C validates that the correct household has been reached and asks questions pertaining to the housing unit. If the household reached was not at the provided address on Census Day, the case is completed upon exiting Module C. For all cases where the household is verified as having lived at the provided address on Census Day, the interview proceeds through the CFU instrument. There were only two questions in this module that were asked more than 20 times, and behavior coding revealed problematic behavior with both of them. For full list of questions, interviewer behavior and respondent behavior, please see Appendix H and Appendix C respectively.

CINTRO: Introduction

Once the correct member of the correct household is verified to be on the phone, there is an introduction in which the interviewer identifies her/himself as a Census Bureau representative seeking information about the household. The respondent is notified of the legal obligation to participate, in addition to the confidentiality of the disclosed information, and the estimated amount of time of the survey. The introduction is not a question and it does not elicit a response from the respondent.

The exact wording of the introduction is:

The purpose of my call is to help the Census Bureau take the most accurate census. We need to be sure that we counted everyone at the right address. This survey is authorized by law, Title 13, Section 182, of the United States Code. This survey is required by law. Your cooperation is very important. All the information you provide will remain confidential by the same law. Our approval number from the Office of Management and Budget is 0607-0946 and this approval expires 12/31/2010. Without that number we could not conduct this survey or require your participation. The interview will take approximately 10 minutes and may be monitored and recorded to evaluate my performance.

Interviewer Behavior

This introduction had a Major Change in 20 percent of administrations (see Appendix C). The introduction initiates the interview between the interviewer and respondent and some interviewers seem to take this opportunity to establish trust and goodwill with the respondent or to provide additional information, presumably in order to make the interview go smoothly. Interviewers who made Major Changes to the introduction elaborated upon the format and timing of the survey, preemptively apologized for the repetitive nature of some of the questions, or explained that they had to ask all questions even if they did not apply to the particular household.

Table 8. Percent of All Major Changes to Question Wording for Introduction by Type of Change

<u>Interviewer Behavior</u>	<u>Percent of All Major Changes (n)</u>	<u>Percent of Total Administration</u> N= 217
1. Preparatory Statement	86% (37)	17%
a. Statement about format questions	40% (17)	8%
b. Revised estimation of interview duration	42% (18)	8%
c. Apology about interview	5% (2)	1%
2. Omitted part/all of Introductory Paragraph	9% (4)	2%
3. Pronunciation Problems	5% (2)	1%
Total	100% (43)	20% (43/217)

Source: MODULE C: INTERVIEWER QUESTION ASKING BEHAVIOR

Table 8 describes the details of the Major Changes to the Introduction. Of the 43 Major Changes to the Introduction, 37 involved the addition of a preparatory statement (86 percent of Major Changes to this question) in which the interviewer further explained the format of the questions that would follow (40 percent), how long the interview would be expected to take (42 percent) and/or a preemptive apology for the repetitive and/or seemingly obvious nature of some of the questions (five percent). All of these tactics seemed geared to develop a rapport between the interviewer and respondent and preempt any sort of frustration exhibited by the respondent further along in the interview. The added statements about the format involved the interviewer explaining that s/he needed to read an introductory paragraph with legal information before s/he could proceed with the questioning. Revised estimations of the interview duration were usually “less than 10 minutes” or if the household was perceived to be small (two or fewer members) the interviewer often said something to the effect of: “this will take very little time.” An apology about the interview or the seemingly repetitive nature of some of the questions was also offered by the interviewer to explain why they “have to read everything” and could not skip over questions that the respondent felt were obvious. These issues were evenly distributed across the interviews conducted in English and Spanish.

In addition, four of the Major Changes involved omission of part or of the entire introductory paragraph, three interruptions by the respondent and two instances of problems with pronunciation. There were a few problems with pronunciation in Spanish with the words: “*código*,” “*proporcione*,” “*grabar*” and “*permanecerá*” (‘code’, ‘provide’, ‘record’ and ‘remain’).

Respondent Behavior

Since the introduction required no response, Respondent Behavior was not coded.

CRIGHTADD: Address Verification

The purpose of this question is to verify that the phone interviewer is speaking with a resident of the housing unit in question.

The exact wording of the Address Verification question is:

Have I reached {STREET_ADDRESS}?

Interviewer Behavior

This question is very short; therefore most of the Major Changes were to the address itself or involved the addition of some transitional language. Although problematic behavior for this question did not exceed the 15 percent threshold (13 percent of the sample, see Appendix C), the number of administrations was relatively high, so the number of Major Changes (29) made it seem worthwhile to explore.

Table 9. Percent of All Major Changes to Question Wording for Address Verification by Type of Change

<u>Interviewer Behavior</u>	<u>Percent of All Major Changes (n)</u>	<u>Percent of Total Administration</u> N=226
1. Transitional Verification statement	45% (13)	6%
2. Abbreviations not read out	35% (10)	4%
3. Pronunciation/Address Problems	17% (5)	2%
4. Interruption by Interviewee	3% (1)	1%
Total	100% (29)	13% (29/226)

Source: MODULE C: INTERVIEWER QUESTION ASKING BEHAVIOR

Table 9 shows that of the 29 Major Changes (13 percent of sample) to the Address Verification question, 13 were transitional phrases seeking to verify/confirm the address of the household (45 percent). All but one of these statements adhered to the format “Just to verify/confirm your address...” The other one involved the interviewer asking the respondent to clarify the meaning of a part of the address. These transitional statements are unlikely to have had a negative effect on the quality of the data elicited.

Over half of the 29 Major Changes were related to the specific household addresses, rather than the question wording itself and may have impeded the ability to correctly verify the address. Ten of these instances (35 percent) consisted of the interviewer not reading out the abbreviated categories presented on the instrument screen -such as Mans- Mansion, Urb- Urbanization/*Urbanizacion*, St-Street (six instances) or reading the incorrect word to replace the abbreviations (two cases) or omitting the abbreviations or associated words entirely (two cases). The other five Major Changes (17 percent) had to do with pronunciation problems or mistakes in reading the address. These issues seemed evenly distributed across the interviews conducted in English and Spanish.

There also were also a few issues with the pronunciation of the street names (three cases) or omitting part of the address (two cases) (17 percent combined). There was also one interruption by the respondent about the necessity of the interview. Since this is the first question administered after the interviewer informs the respondent that s/he will conduct a survey and how long it will take, it is the first opportunity for respondents to express that they do not have time to participate.

Because the problems observed with the Address Verification question are not related to the question but to the addresses themselves, they do not warrant changing the question wording.

Instead, these problems might be ameliorated by more thorough interviewer training beforehand to familiarize the interviewer with common abbreviations so that they feel comfortable reading the abbreviations aloud or by presenting the full words, rather than abbreviations, on the screen for the interviewer to read aloud. Perhaps the CATI instrument could provide interviewers with information on these abbreviations, either via a help screen list or glossary.

Respondent Behavior

In contrast with the problematic Interviewer Behavior, the Address Verification question did not reveal problems with Respondent Behavior. It is a yes/no question, so presumably it was easy to answer regardless of how the interviewer asked it. There were small percentages of Uncodable Responses (two percent) and requests for Clarification (four percent) but combined this did not come close to the 15 percent threshold for problematic behavior (see Appendix C).

5.3.2 Module D: Review of Roster

This section reviewed the roster of household members from the original census return. The respondent had the opportunity to edit any existing roster members, remove existing roster members, identify any duplicated roster members, and add additional people to the roster. Additional information such as full name and age were asked for any roster members added in this section. For the full list of questions, interviewer behavior and respondent behavior, please see Appendix H and Appendix D respectively.

MISSBABY: Missed Babies

Babies born on or before Census Day are counted at the household—even if they were still at the hospital on that day. Babies staying with the household for purposes of day care or vacation are not included.

The exact wording of the Missed Babies question is:

I'd like to make sure we are not missing anyone who lived or stayed here at {STREET_ADDRESS} on April 1, 2010. Other than the people we've already mentioned, were there: Any newborns or babies?

Interviewer Behavior

Interviewers made Major Changes to the question in 18 percent of the observed cases (Appendix D). Table 10 shows the kinds of Major Changes made to this question. Twenty-five of the 41 Major Changes made to the Missed Babies question were statements added by the interviewer about the format of the questionnaire (51 percent). In these cases, the interviewer explained that s/he needed to read all of the questions regardless of whether or not they pertained to this particular household and that the response type of the questions was a “yes or no” format. Five of the Major Changes involved an apology about the repetitive nature of the questions (10 percent) and 11 made an estimate of how long it would take and explained that the section would go quickly due to the “yes or no” response format (22 percent). There were also two cases of added language “just to clarify/verify” (four percent). These preparatory statements were likely

added to this particular question because it is the first of the series of questions pertaining to those persons who may have been missed during the initial count. Since the interviewer anticipates reading through each of these potentially missed populations to a respondent who may grow impatient, it is not surprising that such insertions have found their way into the questionnaire administration at this juncture. The remaining questions in the series (i.e., Missed child (MISSCHILD), Missed Relative (MISSREL), Missed Roommate (MISSROOM), and Missed person who was temporarily living here (MISSTEMP)) were read as worded the vast majority of the time.

Table 10. Percent of All Major Changes to Question Wording for Missed Babies by Type of Change

<u>Interviewer Behavior</u>	<u>Percent of All Major Changes (n)</u>	<u>Percent of Total Administration</u> N= 233
1. Statement about the Format	51% (25)	11%
2. Estimation of Question duration	22% (11)	5%
3. Apology	10% (5)	2%
4. Mistake Reading Address/Pronunciation Problems	4% (2)	1%
5. Abbreviation	8% (4)	2%
6. Just to clarify/verify	4% (2)	1%
Total	100% (49)*	18% (41/233)*

Source: MODULE D: INTERVIEWER QUESTION ASKING BEHAVIOR

*There are discrepancies between the numbers of specific Major Changes and the percent of total administrations since there are several instances where the interviewer made multiple types of changes in a single administration.

The changes made to the Missed Babies question do not represent an alteration in the meaning of the question, and they may have had a positive effect in terms of increasing respondent willingness to continue the interview or making the questions easier for respondents to answer. However, it is also possible that these types of introductory statements describing the questions as repetitive or as “just” confirmations may lead respondents to pay less attention to each individual question. Because so many interviewers inserted such statements, it is worth considering whether to alter the introduction, in order to maintain consistency across interviews.

Because the question includes a statement of the address at the beginning, this question also demonstrated some difficulties with abbreviations (four cases or ten percent of the time) or misreading or pronunciation difficulties (two cases or five percent of the time). In general, these were the same addresses that had been problematic in the Address Verification question, although in one case the restatement of the address provoked the respondent to correct a part of the address that they did not identify as incorrect previously. These issues were evenly distributed across the interviews conducted in English and Spanish.

Respondent Behavior

Respondent Behavior was not problematic for this question. There were small percentages of Uncodable Responses (five percent), and requests for Clarification (two percent), but together these did not exceed the 15 percent threshold for problematic behavior (see Appendix D).

DUPLICATEMORE1: Duplicates

Sometimes people are accidentally listed more than once on the roster, using either the same name or a different name. This question was asked in order to capture that potential within-household duplication of people.

The exact wording of the Duplicates question is:

Is there anyone on this list more than once?

Interviewer Behavior

The administration of this question was fairly consistent (Appendix D). In all, only seven percent of Major Changes to question administration were observed. These Major Changes included the preparatory statements “Just to clarify...” or the addition of “yes or no” or “they are looking for duplicates” to the end of the question. Again, with the shorter questions, it was more common for the interviewer to add transitional statements to the beginning or end of the question as written.

Respondent Behavior

Respondents exhibited some confusion when asked this question. Although less than one percent of the responses to this question were labeled as Uncodable Responses, 31 respondents (or 14 percent of the total administration of the question) requested Clarification before they were able to provide a Codable Response. Many of the respondents asked “Is there what?”, “Huh?” or said that they did not understand the question. This confusion highlights a problem with the question, especially considering the strong Interviewer Behavior in the administration of this question. If no one on the roster is listed twice, the question may be inherently difficult to understand. It is worth considering alternative wordings such as “Do any of these names refer to the same person?” Another possibility would be to introduce an explanatory statement before the current question, in order to prepare respondents for what otherwise sounds like an odd question. For example, “Sometimes people are listed in the census under more than one name. Is there anyone on this list more than once?” In either case, this revised wording would need further testing.

There were also small numbers of qualified (two percent) and Inaudible/Other responses (two percent). These issues were evenly distributed across the interviews conducted in English and Spanish.

ADDFN: Name Addition to Roster

This question was asked in order to add individuals to the roster in Module D. The same question was used when a respondent answered affirmatively to any of the questions about missed household members.

The exact wording of the Name Addition to Roster question is:

What is his or her name?

Interviewer Behavior

Each of the five Major Changes (19 percent of sample) included a transitional clarifying statement or rephrasing by the interviewer added to the question for emphasis, such as “What is the name of your...” child/wife/brother? Such statements generally follow a respondent's affirmative response to a question about missed household members. Typically, respondents do not simply say “yes,” but offer additional information such as “yes, my brother.” All language added by interviewers to the Name Addition to Roster question more specifically indicated for whom the information was being requested, and it did not change the meaning of the question. Though in some cases it might be possible to predict what type of person to script a probe for based on the initial question (e.g., What is the name of the baby? for MISSBABY), if the respondent provides relationship information (e.g., “My niece was here.”), it would not be possible to provide a scripted response that incorporates this information. By adding this information, the interviewer is increasing the sense of rapport by conveying to the respondent that they are listening and are engaged in the conversation. We do not see this instance of Major Changes as problematic.

Respondent Behavior

Respondent Behavior was not found to be problematic in relation to this question. There were small numbers of Clarification requests (eight percent) and Uncodable Responses (four percent) but together these did not exceed the 15 percent threshold. Further, the sample size was small (26) since it was not very often that the question needed to be asked, so the percentages are reflecting only a handful of problematic cases (see Appendix D).

5.3.3 Module F: Alternative Addresses

This module asked about alternative addresses household members may have had. This ensures that every individual is counted in the census only once. For each additional place a household member was listed as living or staying, it was determined how much time was spent at the alternative location as well as more specific identifying information about the location. For the full list of questions, interviewer behavior and respondent behavior, please see Appendix H and Appendix F respectively.

COLADDRESS: College Address

This question was asked to identify potential duplicate people in the census count caused by college students who were listed both at their school residence and another residence such as their parent’s home. Although the N for this question is only 19 (with the cut off typically at 20), due to such high levels of non-ideal behavior by both interviewer and respondent, it was included in this analysis (see Appendix D).

The exact wording of the College address question is:

What is the address where {you were/he/she was} staying while attending college?

Interviewer Behavior

Table 11 shows that six of the seven Major Changes to the College Address question were clarifying or rephrasing related to confirmation of the specific address at which the individual attended college. It was fairly consistently asked as “Do you know the exact address?” The other Major Change was a statement outlining the purpose of this question. These issues were evenly distributed across the interviews conducted in English and Spanish.

Table 11. Percent of all Major Changes to Question Wording for the College Address Question by Type of Change

<u>Interviewer Behavior</u>	<u>Percent of All Major Changes (n)</u>	<u>Percent of Total Administration</u> N=19
1. Exact Address	86% (6)	32%
2. Purpose of Question	14% (1)	5%
Total	100% (7)	37% (7/19)

Source: MODULE F: INTERVIEWER QUESTION ASKING BEHAVIOR

Respondent Behavior

Respondents had difficulty with this question, most likely because they did not know the exact address. Only 20 percent were able to provide an Codable or Codable with Interpretation response (Appendix F). As Table 12 shows, 64 percent of the undesirable responses indicated that the respondents did not know the address, and another 28 percent provided a partial address – 14 percent provided the university name and 14 percent provided the city and state – but were unable to provide any greater detail. In addition, one respondent asked for Clarification of the question before responding.

Table 12. Percent of all Undesirable Answers for the College Address Question by Answer

<u>First Response</u>	<u>Percent of All Non-Ideal Answers (n)</u>	<u>Percent of Total Administrations</u> N=19
1. Don't Know	64% (9)	47%
2. Only City and state	14% (2)	11%
3. University Name	14% (2)	11%
4. Clarification	7% (1)	5%
Total	100% (14)	74% (14/19)

Source: MODULES F: RESPONDENT RESPONSE BEHAVIOR

Taken together, the Interviewer Behavior, asking if the respondent knew the exact address, and the Respondent Behavior, stating that the respondents often did not know the exact address show that this question asks for data that respondents may often not have. We recommend considering what the minimal amount of information necessary is to obtain from this question, and ask specifically for that. For example, if college or university name, and city and state would be

sufficient, perhaps asking for that would generate a better response than asking for an exact address when exact addresses are not often known.

MOSTTIME: Residence Most of the Time

This question was also designed to help identify duplicate people in the census count caused by people with multiple residences. In order to count these people, once, only once and in the right location, the question asks the respondent to identify the location where the person in question lives “most of the time” during the year.

The exact wording of the Residence Most of the Time question is:

In March or April, where did {you/FULL NAME} live or stay most of the time?

- 1. *This Address,*
- 2. *The Other Place*
- 3. *Both Places Equally?*

Interviewer Behavior

Interviewer Behavior was not particularly problematic, but Major Changes were made 14 percent of the time (though below the threshold of 15 percent, we included it because it is such a critical question to the census). Table 13 shows that three (33 percent) of the Major Changes consisted of the interviewer adding the specific address after the first response option and two (22 percent) involved the interviewer referring to the other address by mentioning the name of the state. Two other cases (22 percent) consisted of adding a clarifying statement/ rephrasing, such as “*en el otro lugar que me acaba de dar*” (“in the other place that you just gave me”). These issues were evenly distributed across the interviews conducted in English and Spanish.

Table 13. Percent of all Major Changes to Question Wording for Residence Most of the Time Question by Type of Change

<u>Interviewer Behavior</u>	<u>Percent of All Major Changes (n)</u>	<u>Percent of Total Administration</u> N=49
1. Address added after First option	33% (3)	6%
2. State for Second option	22% (2)	4%
3. Clarifying/ Rephrasing	22% (2)	4%
4. Numbers added	11% (1)	1%
5. Break In	11% (1)	1%
Total	100% (9)*	14% (7/49)*

Source: MODULES F: INTERVIEWER QUESTION ASKING BEHAVIOR

*There are discrepancies between the numbers of specific Major Changes and the percent of total administrations since there are several instances where the interviewer made multiple types of changes in a single administration.

The changes made to the Residence Most of the Time question do not alter the meaning of the question. Instead, they seem intended to disambiguate the possible response options. Specifically, the indexical expressions “This address” and “The other place” do not refer to a single specific address, but instead make reference to places established earlier in the conversation. In a

telephone interview, these concepts may be particularly difficult to convey in the abstract. Interviewers use of the specific addresses, or the state of a second address, are efficient means to make sure the interviewer and the respondent understand to which addresses they are referring to. There is no way of knowing whether question administrations without this alteration were correctly interpreted, but it might be worthwhile to consider using fills for this question, to avoid possible misunderstandings.

The remaining Major Changes consisted of one instance of an interviewer reading the numbers before the response options and one case where the respondent interrupted the interviewer before the question was read in its entirety.

Respondent Behavior

This question proved to be relatively straightforward to respondents with Codable Responses 76 percent of the time. Table 14 shows that there were relatively minor instances of Uncodable Responses (12 percent) and requests for Clarification (6 percent). In those instances of Uncodable Responses the respondent referred to “This address” or “The other place” with a more specific name (i.e. street name, name of home or college) as opposed to the generic response terms. Again, these issues would be resolved if fills were used for the response options instead of the generic “This address” and “The other place” designations. Two of the requests for Clarification were about the time period in question and one was a Clarification about which household member the enumerator was asking about.

Table 14. Percent of all Uncodable Responses to Residence Most of the Time Question by Answer

<u>Respondent Behavior</u>	<u>Percent of All Major Changes (n)</u>	<u>Percent of Total Administration N=49</u>
1. Response does not match response options	67% (6)	12%
2. Clarification about time period/person	33% (3)	6%
Total	100% (9)	18% (9/49)

Source: MODULES F: RESPONDENT RESPONSE BEHAVIOR

5.3.4 Module G: Missing Demographic Information

The next series of questions was used to ensure that we collected demographic information about all household members. This demographic module includes the relationship between household members and Person 1 (also referred to as the householder), as well as sex, age, date of birth, Hispanic origin, and race. Questions from the demographic module were included only when this information was not provided on the original census return, whether due to item non-response, because it was a large household and not all the information could be provided, or because an individual was omitted from the census. If there was no missing demographic information for any members of the roster, Module G was omitted. For this reason, in comparison with the other modules in the CFU instrument, the demographic module was probably administered to more individuals who had demonstrated item non-response on the original census return. Item non-

response is sometimes an indication that respondents find a question difficult or problematic. Therefore, we might expect a greater frequency of problematic Respondent Behavior in this module. However, because records from this evaluation were not matched with the original census return, it was not possible to know for certain whether the Module G questions were being included in CFU due to previous item non-response or because individuals were part of a large household.

The questions in module G were asked in a topic-based sequence, meaning that each question was asked about Person 1, then Person 2, and so on through the roster, before going on to the next question (rather than going through all the questions in sequence for each person). In some cases, the full question was only required to be asked for Person 1, and subsequent administrations required a shortened version of the question. Because the CATI instrument did this shortening automatically, the shortened versions are considered distinct questions. In particular, the first race question (i.e., Race Question - Version One) is administered only once in the interview, a slightly shortened version (Race Question – Version Two) is used the second time the race question is asked in the interview, and subsequent administrations of the question require an even shorter version (Race Question – Version Three or Race Question – Version Four depending on the question sequence). For the full list of questions, interviewer behavior and respondent behavior, please see Appendix H and Appendix G respectively.

GHO_A: Hispanic Origin

This question is designed as to elicit a “yes” or “no” response from respondents indicating whether or not household members are of Hispanic origin. It serves as a filter question for the Specific Hispanic Origin question that follows it. A response of "yes" is intended to be selected if a person is of Hispanic, Latino, or Spanish origin, which then triggers a subsequent question which asks respondents to indicate the specific Hispanic origin. This stands in contrast with the paper census return which includes the specific Hispanic origins within the response options for a single Hispanic origin question.

According to the 1997 Office of Management and Budget’s revised guidelines for racial and ethnic reporting, people of “Hispanic,” “Latino,” or “Spanish” origin are those who trace their origin or descent to Mexico, Puerto Rico, Cuba, Spain, Spanish-speaking countries of Central or South America, or the Dominican Republic. Origin can be considered as the heritage, nationality group, lineage, or country of birth of the person or the person's parents or ancestors before their arrival to the United States. In the official definition, people who identify their origin as Hispanic, Latino, or Spanish may be of any race.

Within the United States population, and especially among those that self-identify as “Hispanic,” “Latino” or of “Spanish origin” there is a great deal of variation regarding which is the preferred term (Pew Hispanic Center, 2002). For this reason, the Census Bureau includes all three terms in the yes/no question about Hispanic origin, in order to accommodate individuals with varying preferences.

Unlike other questions discussed thus far, which resulted in similar patterns of Interviewer and Respondent Behaviors between English and Spanish, the General Hispanic Origin question exhibited striking cross-language differences. Although the analysis of the combined English-Spanish dataset showed that Interviewer Behavior and Respondent Behaviors exceeded the 15

percent threshold considered problematic, independent analysis of each language dataset revealed that the majority of problems arose in the Spanish interviews. When analyzed separately by language, neither Interviewer nor Respondent Behavior reached the 15 percent problematic threshold in English whereas both Interviewer and Respondent Behaviors did so in the Spanish-language dataset. See Appendix G for greater detail.

The exact wording of the Hispanic Origin question of the English version is:

Are you/is {FULL NAME} of Hispanic, Latino, or Spanish origin?

The Spanish version was¹¹:

¿Es {usted/FULL NAME} de origen hispano, latino o español?

Interviewer Behavior

When the combined languages dataset is analyzed, Interviewer Behavior was problematic 17 percent of the time, as Appendix G shows. When Interviewer Behavior is analyzed independently for each language, it becomes clear that problems occurred primarily in Spanish-language interviews. In particular, 19 of the 22 Major Changes were in the Spanish dataset, and the 15 percent threshold of problematic behavior was reached only in the Spanish interviews: 23 percent for Spanish and four percent for English (see Table 14 and Table 15 below).

As shown in Table 15 and Table 16, all of the Major Changes in both the Spanish and English version of the instrument involved the interviewer adding the explicit question “¿Sí or no?” (“Yes or no?”) to the end of the question. The frequency of the addition of the “yes or no” tag question differed widely between the two languages: “¿Sí or no?” was added in the Spanish language question 19 times but “Yes or no?” was added only twice in English. The Spanish-language CFU interviewers in the present study seemed to anticipate that respondents do not interpret the Hispanic origin question as intended, and thus they preemptively clarified that a yes or no response was required.

Table 15. Percent of all Major Changes to Question Wording for the General Hispanic Origin question in English

<u>Interviewer Behavior</u>	<u>Percent of All Major Changes (n)</u>	<u>Percent of Total Administration</u> N=46
1. “Yes or No?”	100% (2)	4% (2/46)

Source: MODULE G: INTERVIEWER QUESTION ASKING BEHAVIOR- ENGLISH

¹¹ Because the results differed by language for this and the following questions, we present the question text in-language for these questions.

Table 16. Percent of all Major Changes to Question Wording for the General Hispanic Origin question in Spanish

<u>Interviewer Behavior</u>	<u>Percent of All Major Changes (n)</u>	<u>Percent of Total Administration</u> N=84
1. "Yes or No?"	100% (19)	23% (19/84)

Source: MODULE G: INTERVIEWER QUESTION ASKING BEHAVIOR - SPANISH

There are several explanations that might account for why the explicit “yes/no” question was added far more frequently in Spanish than in English. For one, the conversational context of a Spanish-language interview disfavors the interpretation of the question as eliciting a “yes/no” response; in the United States, Spanish is widely associated with Hispanic/Latino identity, and it would be unusual for a Spanish-speaker to ask another Spanish-speaker if they are Hispanic. In contrast, such a question would be less unusual in an English-language conversation or interview, where there would be no default presupposition of Hispanic/Latino identity, especially over the telephone. Although the Census Bureau uses “Hispanic,” “Latino” and “Spanish origin” as alternative terms for the same construct, not everyone sees the terms as synonymous. As a result, rather than a yes/no question, some people may interpret it as a choice between three distinct options. This interpretation has been documented among Spanish-speaking respondents in cognitive interviews (for example, see Childs, 2008), and is also apparent in the Uncodable Responses provided by respondents in the present study (discussed in the next section). Interviewers seemed to anticipate that respondents might not interpret the General Hispanic Origin question as a yes/no question, and thus preemptively signaled the type of response required. In addition, for respondents who are not Hispanic/Latino, none of the three “options” would apply, favoring a “no” response. Because the percentage of Hispanics in the Spanish-language dataset is much higher than in the English-language dataset, it is not surprising that the “yes/no” preemption was more frequently observed there.

While the greater frequency of the “yes/no” addition seems closely related to the Spanish-language interviews being conducted with Hispanics, it is also worth noting that the Spanish-language version of the question does not convey exactly the same meaning as the English-language question. In the English version, the adjective “Spanish” clearly modifies the word “origin” and does not stand alone. The use of the word “of” (“**of** Hispanic, Latino or Spanish origin), means that the three items included are “Hispanic origin,” “Latino origin,” and “Spanish origin,” although the word order favors the strongest association between “Spanish” and “origin.” In contrast with English where adjectives precede nouns, Spanish generally places nouns before adjectives. The Spanish version of the question separates “origin” and “Español”, thus favoring the interpretation that the three items are: “Origin Hispano,” “Latino” and “Español” (Hispanic origin, Latino, Spanish). Because of the lack of exact equivalency between the English and the Spanish versions, together with the clearly different meanings between “Hispanic origin” and “Spanish” – the latter being from the country Spain – it is not surprising that many Spanish-speaking respondents could interpret this question as a three-way choice.

Respondent Behavior

Analysis of the combined dataset revealed Uncodable Responses to 22 percent of the cases, in

addition to five percent Clarification requests and two percent “Don’t Know” (Appendix G). However, like Interviewer Behavior, the 15 percent problematic threshold was met only in the Spanish-language dataset (29 percent Uncodable, five percent Clarification requests and two percent “Don’t Know”) when divided by language. In English-language interviews, respondents’ first responses were Codable 74 percent of the time, while in Spanish-language interviews, first responses were Codable only 38 percent of the time. As was explained in the previous section, many respondents do not interpret this question as one requiring a “yes” or “no” response and instead interpret it as a three-way choice, and this is particularly likely, and more problematic, for Hispanic respondents. Thus, it is not surprising that the Spanish-language dataset contained a higher percentage of responses that did not match the “yes” or “no” response options on the CFU questionnaire than the English-language dataset.

Table 17 and Table 18 further examine Non-Ideal answers, which include Uncodable Answers, Clarifications and Don’t Know responses from Appendix G.

Table 17. Percent of Non-Ideal Respondent Behavior for the General Hispanic Origin Question by Answer

<u>First Response</u>	<u>Percent of Non-Ideal Answers (n)</u>	<u>Percent of Total Administration</u> N=131
1. Origin/Citizenship	62% (23)	18%
2. Race	14% (5)	4%
3. Other	3% (1)	1%
4. Clarification Request	16% (6)	5%
5. Don’t Know	5% (2)	2%
Total	100% (37)	28% (37/131)

Source: MODULE G: RESPONDENT RESPONSE BEHAVIOR

Table 18. Percent of Non-Ideal Respondent Behavior for the General Hispanic Origin Question in Spanish

<u>First Response</u>	<u>Percent of Non-Ideal Answers (n)</u>	<u>Percent of Total Administration</u> N=84
1. Origin/Citizenship	72% (21)	25%
2. Race	3% (1)	1%
3. Other	7% (2)	2%
4. Clarification Request	14% (4)	5%
5. Don’t Know	7% (2)	2%
Total	100% (30)	36% (30/84)

Source: MODULE G: RESPONDENT RESPONSE BEHAVIOR - SPANISH

The responses of respondents who did not answer “*sí*” or “*no*” are somewhat difficult to interpret, as even one-word replies have multiple possible meanings in this context. For example, respondents in the Spanish-language interviews sometimes responded with “*Hispano*” or

“*Latino*.” One possible explanation is that these respondents interpreted the question as a three-way choice and thus chose one of the “options.” Another possibility is that respondents who answered in this way were affirming their Hispanic/Latino identity and also indicating their preferred term.

Another group of respondents answered the General Hispanic Origin question by providing a specific ethnicity or national origin (e.g., “Mexican”) or stating where someone was from (e.g., “He’s from Central America”). These national origin responses may reflect the tendency of Latinos in the United States to identify most strongly with a specific national origin rather than a pan-Latino identity label (Pew Hispanic Center, 2002). Another possibility is that respondents interpret the question as a three-way choice, but are unsure of the difference among the terms and uncertain which one applies to them. These terms are not widely used in Spanish-speaking countries, and when they are used, they have variable meanings, making this question especially challenging for recent international migrants to the United States. Some respondents who respond with a specific national origin may do so with the goal of having the interviewer choose the most appropriate category. A third possibility is that respondents interpret the question as inquiring about place of birth and/or citizenship: responses such as “Mexican” may refer to nationality or birthplace rather than ethnicity or national origin. Further evidence that at least some respondents interpret the question in this way comes from the cases where respondents answered by stating that the person is “American,” a “US Citizen,” or “born here.”

GHO_B: Specific Hispanic Origin

The Specific Hispanic Origin question follows the general question in order to provide more Hispanic origin detail. It is only asked if the respondent replied in the affirmative to the General Hispanic Origin question. The questions in the two languages read as follows:

English Version:

(INTERVIEWER NOTE: Do not encourage more than one response, but enter more than one response if offered.)

{Are you/Is FULL NAME}:

1. *Mexican, Mexican American, or Chicano,*
2. *Puerto Rican,*
3. *Cuban,*
4. *Another Hispanic, Latino, or Spanish origin for example, Argentinean, Colombian, Dominican, Nicaraguan, Salvadoran, Spaniard, and so on?*

Spanish Version:

(INTERVIEWER NOTE: Do not encourage more than one response, but enter more than one response if offered.)

¿Es {usted/FULL NAME}:

1. *Mexicano(a), mexicano(a) americano(a), chicano(a),*
2. *Puertorriqueño(a)*
3. *Cubano(a),*
4. *Otro origen hispano, latino o español por ejemplo, argentino, colombiano, dominicano, nicaragüense, salvadoreño, español, etc.*

The Specific Hispanic Origin question was asked 42 times in Spanish and 6 times in English.¹² This discrepancy can be explained by the fact that the Specific Hispanic Origin question is only

¹² Language was missing in 2 cases in which it was asked. This question was asked in a total of 50 cases.

asked of persons who have already been reported as being of Hispanic, Latino or Spanish origin, and the Spanish-language dataset contains a far higher percentage of Latinos. However, despite the fact that the question was asked far less frequently in the English-language interviews, the rates of problematic behavior were very similar in the two languages: Interviewer Behavior included a Major Change 24 percent of the time the question was asked in Spanish (ten of 42 times) and 17 percent of the time in English (one of six occurrences). As for Respondent Behavior, all of the difficulties occurred in the Spanish-language interviews. However, the small sample size for this question in the English-language dataset (N=6) means that it would be imprudent to suggest that respondents in the English interviews had an easier time with this question than did respondents in the Spanish interviews. Because there is no evidence of different behavior patterns in the two languages, we present the results in combination, rather than independently for English and Spanish.

Interviewer Behavior

Six of the 11 Major Changes (55 percent of the Major Changes) to this question involved the interviewer adding numbers before each of the Hispanic categories (Table 19). These numbers appear on the response options on the interviewer’s screen but were not intended to be read aloud; it is possible that the interviewers were not aware of this, or that they simply made some mistakes and read everything they saw. On the other hand, reading the numbers may be a proactive strategy on the part of interviewers to help demarcate the four response options, half of which consist of multiple identity terms.

Three of the other Major Changes involved preparatory transitional statements about the question itself, such as “*y le voy a leer una lista corta y despues usted me da su respuesta*” or “I will read over a short list and after you will give me your response.” Given that respondents frequently provided Uncodable Responses to this question (see next section), interviewers may have been attempting to preempt confusion. One Major Change involved the omission of the last few options and the final Major Change was an interruption by the respondent in which the interviewer did not continue asking the question.

Table 19. Percent of all Major Changes to Question Wording for the Specific Hispanic Origin Question by Type of Change

<u>Interviewer Behavior</u>	<u>Percent of All Major Changes (n)</u>	<u>Percent of Total Administration</u> N=50
1. Added Numbers before the Options	55% (6)	12%
2. Introductory Statement	27% (3)	6%
3. Omission of last few options	9% (1)	2%
4. Incomplete Question by Interruption	9% (1)	2%
Total	100% (11)	22% (11/50)

Source: MODULE G: INTERVIEWER QUESTION ASKING BEHAVIOR

Respondent Behavior

As shown in Table 20, similar to the General Hispanic Origin question, the specific Hispanic Origin question was problematic for respondents: 22 percent of the first responses were Uncodable or Clarification requests. Nine of these problematic responses were in Spanish, two were in English. As was the case in the General Hispanic Origin question, qualitative analysis of respondents' Uncodable responses revealed that rather than identifying a specific Hispanic or Latino origin, in accordance with the intent of the question, respondents made reference to place of birth, citizenship, nationality or parental place of origin. In addition, there was one request for a Clarification of the difference between the terms *Mexicano* and *Chicano*, one respondent answered with a number, and one respondent said “yes.”

Table 20. Percent of all Non-Ideal Answers for the First Administration of the Specific Hispanic Origin Question by Answer

<u>First Response</u>	<u>Percent of All Non-Ideal Answers (n)</u>	<u>Percent of Total Administration N=50</u>
1. Place of birth, citizenship, nationality or parental place of origin	73% (8)	16%
2. Numbers assigned	9% (1)	2%
3. “Yes” or “No”	9% (1)	2%
4. Clarification Request	9% (1)	2%
Total	100% (11)	22% (11/50)

Source: MODULE G: RESPONDENT RESPONSE BEHAVIOR

GRACE: Race Question – Version One

The Race question is asked in order to collect the self-reported racial and ethnic background of respondents as required by the 1997 Office of Management and Budget’s revised guidelines for racial and ethnic reporting. The Census Bureau continually works toward ensuring that all persons can identify with racial terminology and recognize all ethnic categories, therefore the response options for this question have changed in each administration of the decennial census. The racial categories included generally reflect a social definition of race recognized in this country, and not an attempt to define race biologically, anthropologically, or genetically. According to Office of Management and Budget guidelines, people may be of more than one race, and people of Hispanic, Latino, or Spanish origin may be of any race.

The Race question must be answered for each member of the household for whom race information is missing --whether as a result of item non-response on the original enumeration, a lack of space to provide it for every person (in the case of large households) or the addition of a household member to the roster. However, the wording varies slightly depending on how many times the question has been asked during the same interview. This is because the demographic module follows a topic-based structure, meaning that a given question is asked about all household members before going on to the next question. This contrasts with a person-based structure in which all questions are asked about a single person before going on to the next person. Because the instrument is automated,

each version of the Race question appears in the instrument as a separate question with a distinct question name: GRACE, GRACE2, GRACE3, and GRACE4.

The first version (GRACE or referred to in this report as Race Question – Version One) is used the first time the question is administered in an interview. It contains an explicit statement informing respondents that they may report more than one race as well as a statement informing respondents that Hispanic origins are not considered races, while the version asked of the second person with missing information (GRACE2 or Race Question – Version Two) omits these statements. For cases with more than two persons for whom race data are missing, the explicit statements regarding multiple race reporting and Hispanic origins are both omitted, and the interviewer is not required to read the response options. For the third and subsequent administrations within an interview, the question simply asks “What is PERSON X’s race?” (GRACE3 or Race Question – Version Three) or “What about Person X?” (GRACE4 or Race Question – Version Four) depending on which question it follows. Unlike the Race Question – Version One and Race Question – Version Two, which are asked only once within an interview, the Race Question – Version Three and Version Four can be administered multiple times within a single household, if that household has more than three members who were missing race information. (Appendix H contains the full questionnaire for reference and the following sections display each individual question in this series.)

The exact wording of the first administration in English is:

I’m going to read you a list of race categories. You may choose one or more races. For this census, Hispanic origins are not races.

{Are you/Is FULL NAME}:

- 1. White*
- 2. Black, African American, or Negro*
- 3. American Indian or Alaska Native*
- 4. Asian*
- 5. Native Hawaiian or Other Pacific Islander*
- 6. Some other race?*

The exact wording of the Race Question – Version One in Spanish is:

Voy a leerle una lista de categorías de razas. Usted puede escoger una o más razas. Para este censo, origen hispano no es una raza.

¿Es {usted/FULL NAME } de raza

- 1. Blanca*
- 2. Negra o africana americana*
- 3. India americana o nativa de Alaska*
- 4. Asiática*
- 5. Nativa de Hawaii u otra de las islas del Pacífico*
- 6. Alguna otra raza?*

Interviewer Behavior

Interviewer Behavior was inconsistent across language of administration in the first administration of the Race question. Thirty-seven percent of times the question was asked, an interviewer committed a Major Change (Appendix G). Although the rate of Major Changes was slightly higher in the Spanish version (22 of 53 times or 42 percent) than in the English (10 of 35 times or 29 percent), we see that the types of changes were similar across language. Two

interviews were conducted in a combination of English and Spanish and one of these interviews experienced a Major Change as well.¹³

As shown in Table 21, sixteen of the 34 Major Changes (50 percent) involved the addition of numbers before the response options. This happened more frequently in Spanish than in English, but was not entirely a language-based issue: interviewers included numbers in the response options 3 of 35 (8.6 percent) times the question was administered in English and 14 of 53 times in Spanish (26.4 percent). Version One of the Race Question was asked 35 times in English, 53 times in Spanish and two times in interviews conducted in a combination of English and Spanish, for a total of 90 administrations. Because the patterns are similar across languages, the data are presented together.

As was the case for the Specific Hispanic Origin question, the response options appear on the CATI instrument with numbers, so interviewers might have mistakenly thought they were supposed to read the numbers aloud. However, there are many other questions in the interview with numbers before each response option which were not read aloud. For instance, numbers are used for each member of the household, housing situation (i.e. own free and clear, own with mortgage, rent, or occupy without having to pay rent), for different addresses mentioned, or for many other multiple choice response options during the interview. As such, it seems more likely that numbers were explicitly mentioned in this question and not in others because the response options for this question are complex, with most of them containing more than one identity label; interviewers may have sought to highlight the boundaries between each response option in order to facilitate respondent comprehension. The fact that the addition of numbers was more frequent in Spanish is consistent with this explanation, given that respondents completing the interview in Spanish are more likely to be less familiar with US racial classifications.

Another 29 percent of the Major Changes involved the interviewer explaining the question format by providing an introductory statement about the format before reading the question (e.g., “I will read you the question followed by a list of options...”). The fact that 79 percent (category 1 and category 2 in Table 18) of the Major Changes were format-oriented suggests that the format of the question and the response options were confusing in an orally administered mode.

Four other Major Changes involved an indication that this was the final question and/or the questionnaire was almost done and one was an apology for having to list each of the categories. There were three omissions in which the interviewer did not finish reading options after the respondent had already answered, and one was a rephrasing.

¹³ One additional Major Change was missing a language designation.

Table 21. Percent of all Major Changes to Question Wording for the First Administration of the Race Question by Type of Change

<u>Interviewer Behavior</u>	<u>Percent of All Major Changes (n)</u>	<u>Percent of Total Administration</u> N=93
1. Numbers added before Options	50% (16)	17%
2. Introductory Statement about Format	29% (10)	11%
3. This is the last question/ almost done	12% (4)	4%
4. Rephrasing	3% (1)	1%
5. Omission	9% (3)	3%
Total	100% (34)	37% (34/93)

Source: MODULE G: INTERVIEWER QUESTION ASKING BEHAVIOR

Respondent Behavior

Looking overall (see Appendix G), responses were Codable or Codable with Interpretation approximately 60 percent of the time (54 of 91 question administrations). Analyzing each language independently reveals that this question was especially difficult for persons of Hispanic origin (see Table 22). In the Spanish-language interviews, respondents provided a Codable (or Codable with Interpretation) response only 43 percent of the time, in contrast with the English-language interviews where respondents provided a Codable (or Codable with Interpretation) response 86 percent of the time. In the two mixed language administrations, one response was Codable, the other was Uncodable.

In the Spanish interviews, respondents provided an Uncodable response 38 percent of the time, gave a Qualified Answer nine percent of the time, requested Clarification two percent of the time, and said they did not know the answer six percent of the time (see Appendix G for data not repeated in Table 22). The low percentage of Codable Responses in the Spanish-language interviews reinforces what we know from other research as well as from Census data itself: the race question is problematic for many Latinos. Specifically, many respondents feel that Hispanic Origin is a racial group, rather than an ethnicity. In addition, in Latin America, “race” is a less frequently used term than in the United States, and when the term is used, it often conveys a meaning of nationality group or ethnicity. Thus, for many Latinos, and especially for more recent international migrants who may be less familiar with US racial classifications, none of the response options seem to match their own sense of their identity. As was noted above, there was likely a higher occurrence of administrations to respondents with item non-response on the original enumeration, and possibly a higher concentration within the dataset of respondents for whom this question was challenging.

Table 22. Spanish and English for the Race Question - Version One

	Total Count*	CA		CWI		UCA	
		Count	Percent	Count	Percent	Count	Percent
GRACE- English	35	28	80.00%	2	5.71%	2	5.71%
GRACE- Spanish	53	20	37.74%	3	5.66%	20	37.74%
GRACE- Mixed English/Spanish	2	1	50.00%	0	0.00%	1	50.00%
Total	90	49	54.44%	5	5.56%	22	24.44%

Source: MODULE G: RESPONDENT RESPONSE BEHAVIOR; MODULE G: RESPONDENT RESPONSE BEHAVIOR – SPANISH; MODULE G: RESPONDENT RESPONSE BEHAVIOR – ENGLISH; MODULE G: RESPONDENT RESPONSE BEHAVIOR – MIXED ENGLISH/SPANISH

*One case was missing a language designation.

Note: Rows do not show all coding categories. Qualified Answers, Clarification requests, Don't; Know, and Inaudible responses are omitted.

As Table 23 shows, 21 (75 percent) of the Uncodable Responses involved a mismatch between respondents' concept of race and the options listed on the form such as responding with an ethnicity or national identity: ranging from pan-Latino identities like “hispano” or “raza latina” (Hispanic or Latino race) to specific ones like “mexicoamericana” (Mexican American). Further, all twenty-eight non-ideal responses (Uncodable, Qualified and “Don't Know”) in Spanish involved either a Hispanic origin response or comments and questions about the fact that the Census Bureau does not consider Hispanic origins to be a racial category. These were followed by a challenge between the respondent and interviewer to identify an appropriate response to the question as formatted. Such responses may reflect either rejection or incomprehension of the racial classification system used by the Census Bureau. Lack of clarity of the question for Spanish-speaking respondents is also reflected in the two “Don't Know” responses.

Table 23. Percent of all Non-Ideal Answers for the First Administration of the Race Question

Issue with Question		Percent of All Inadequate Answers	Percent of Total Administration
1.	Ethnicity or national identity (not listed)	75% (21)	23%
2.	Numbers assigned	11% (3)	3%
3.	Don't Know	7% (2)	2%
4.	Clarification Request	7% (2)	2%
	Total	100% (28*)	31% (28/90)

Source: MODULE G: RESPONDENT RESPONSE BEHAVIOR

* One response of “Hispana, la uno” was coded as both “Ethnicity or national identity” and “Numbers Assigned”

The final three inadequate responses (eleven percent) referred to the racial category by number—which makes sense considering the Major Changes to this question involved the addition of numbers to the question. The Qualified Answers were often given with hesitation either explicitly by questioning what a category meant or with an unsure tone that was indicated by coders.

GRACE2: Race Question – Version Two

The second version of the Race question is asked of the second person in a household person with missing race information. The second version is an abridged version of the question that omits the instructions regarding the possibility of reporting multiple races and indicating that Hispanic Origins are not considered races.

The exact wording of the question in English is:

What is [Person 3 full name]’s race :

1. *White*
2. *Black, African American, or Negro*
3. *American Indian or Alaska Native*
4. *Asian*
5. *Native Hawaiian or Other Pacific Islander*
6. *Some other race?*

The exact wording in Spanish is:

¿Es (usted/ FULL NAME) de raza

1. *Blanca*
2. *Negra o africana americana*
3. *India americana o nativa de Alaska*
4. *Asiática*
5. *Nativa de Hawaii u otra de las islas del Pacífico*
6. *Alguna otra raza?*

The Race Question – Version Two yielded slightly more positive results than the Race Question – Version One, with Codable Responses comprising 65 percent of respondents' behaviors in the two languages (15 of 23 administrations were in Spanish). Looking at English and Spanish-language interviews separately in Table 24, we see a similar pattern to the Race Question - Version One: Spanish-speaking respondents have more difficulty with this question than do those who complete the interview in English. However, though the total was small (N=23), and the number of data points in each language was of course even smaller, it is difficult to draw conclusions based upon the results.

Table 24. Second Administration of the Race Question by Language

	Total Count	CA		CWI		UCA	
		Count	Percent	Count	Percent	Count	Percent
GRACE2- English	8	7	87.50%	0	0.00%	0	0.00%
GRACE2- Spanish	15	8	53.33%	0	0.00%	4	26.67%

Source: MODULE G: RESPONDENT RESPONSE BEHAVIOR- SPANISH; MODULE G: RESPONDENT RESPONSE BEHAVIOR- ENGLISH

Note: Rows do not show all coding categories. Qualified Answers, Clarification requests, Don’t Know, and Inaudible responses are omitted.

GRACE3: Race Question – Version Three

Version Three and Version Four of the Race Question were used for households with three or more household members missing race information. As is the case with the Race Question – Version Two, Race Question - Version Three and Version Four omit the statements about multiple races and Hispanic origins. In addition, rather than requiring the interviewer to read the

response options, Version Three and Version Four state that the response options only need to be “read aloud when necessary.”

The distinction between the Race Question - Version Three and Version Four is that Race Question - Version Three asks what the person's race is, while the Race Question - Version Four simply asks only "What about Person X?" Whether the CATI instrument chooses Race Question - Version Three or Race Question - Version Four depends on which question immediately preceded it. Specifically, if the previous question was some version of the original Race Question, then the Race Question - Version Four was administered. In contrast, if there was an intervening follow-up question then the Race Question - Version Three was administered. In practice, this means that if the race of the previous person was American Indian or Alaska Native; Asian; Native Hawaiian or Other Pacific Islander; or Some other race, respondents are asked the Race Question - Version Three because these responses all have a follow-up question. In contrast, when the race reported for the previous person was “White” or “Black”, respondents are asked the Race Question - Version Four, because those response options do not lead to a follow-up question.

Since Version Three and Version Four of the Race Question could be asked multiple times of a single household, the number for each of them was much higher than Version Two, used only for the second administration. However, these administrations were often in the same household, and we are unable to capture that dimension in our dataset.

The exact wording of the Race Question – Version Three in English is:

What is [Person 3 full name]'s race?

Read aloud when necessary. Is [FULL NAME] White, Black, African American, or Negro, American Indian or Alaska Native, Asian, Native Hawaiian or Other Pacific Islander, or Some other race?

1. *White*
2. *Black, African American, or Negro*
3. *American Indian or Alaska Native*
4. *Asian*
5. *Native Hawaiian or Other Pacific Islander*
6. *Some other race?*

The exact wording in Spanish is:

If FILL is “your” text should read “¿Cuál es {su} raza?”

If FILL is “FULL NAME” text should read ¿Cuál es la raza de {fill FULL NAME}?

OPTIONAL TEXT: Lea en voz alta si es necesario. ¿Es {usted/ FULL NAME } de raza blanca, negra o africana americana; india americana o nativa de Alaska; asiática; nativa de Hawaii u otra de las islas del Pacífico; o de alguna otra raza?

Interviewer Behavior

Interviewer Behavior was relatively strong in this question, with Major Changes made to only nine percent of the cases (see Appendix G). Therefore it did not exceed the 15 percent threshold, neither in English nor in Spanish. Despite that, to complete the analysis of this series, the seven cases that involved Major Changes are summarized in Table 25 below. The patterns are similar to those seen before.

Table 25. Percent of all Major Changes to Question Wording for the GRACE3 by Type of Change

<u>Interviewer Behavior</u>		<u>Percent of All Major Changes</u>	<u>Percent of Total Administration</u>
1.	Numbers added before options	72% (5)	7%
2.	Refers to Hispanic Origin response	14% (1)	1%
3.	Format	14% (1)	1%
	Total	100% (7)	9% (7/75)

Source: MODULE G: INTERVIEWER QUESTION ASKING BEHAVIOR

Respondent Behavior

This question proved to be highly problematic for respondents. On one hand, this is somewhat surprising since it is at least the third administration of the Race Question, and one might expect respondents to have adapted to the question. However, only 42 percent of the responses were Codable or Codable with Interpretation. Analyzing the two languages independently, in Table 26, reveals that the question was administered far more frequently in the Spanish-language dataset, where large households are more common.

As was noted, the Race Question – Version Three was asked if the previous household member was reported to be American Indian or Alaska Native, Asian, Native Hawaiian or Other Pacific Islander, or Some other race. There may have been some confusion or uncertainty regarding how to respond when the previous response required a follow-up question. Further, respondents of Hispanic Origin as well as other individuals who also report Some Other Race, find the race question particularly difficult.

Table 26. Respondent Behavior on GRACE and GRACE3 by Language

	Total Count	CA		CWI		UCA	
		Count	Percent	Count	Percent	Count	Percent
GRACE- English	35	28	80.00%	2	5.71%	2	5.71%
GRACE- Spanish	53	20	37.74%	3	5.66%	20	37.74%
GRACE3- English	7	1	14.29%	1	14.29%	4	57.14%
GRACE3- Spanish	68	17	25.00%	12	17.65%	30	44.12%

Source: MODULE G: RESPONDENT RESPONSE BEHAVIOR- SPANISH; MODULE G: RESPONDENT RESPONSE BEHAVIOR- ENGLISH

Note: Rows do not show all coding categories. Qualified Answers, Clarification requests, Don't Know, and Inaudible responses are omitted.

From Table 26, we see that although the administration of the Race Question – Version One in Spanish was problematic (37.74 percent Codable Responses), administration of the Race Question - Version Three was even more problematic. This suggests that respondents who found the response options inadequate for the Race Question – Version One continued to provide Uncodable Responses later in the interview when reporting the race of other persons in large households.

Table 27 shows that of the thirty-four Uncodable Responses, thirty (88 percent) involved the

mismatch between the respondent’s Interpretation of “race” and racial classification and the response options corresponding to the Office of Management and Budget guidelines. Of those, twenty-two responses referenced place of birth or citizenship, such as “*él nacio aqui*” (“he was born here”) (65 percent) and eight consisted of a racial or ethnic category not included in the response options such as “Hispanic” or “*Latina*” (24 percent). The final three Uncodable Responses were instances in which the respondent indicated their race by the numbered option (nine percent).

Table 27. Percent of all Non-Ideal Responses for the GRACE3

<u>Issue with Question</u>		<u>Percent of All Non-Ideal Answers(n)</u>	<u>Percent of Total Administratio N=74</u>
1.	Mismatch between Identity and Response Options	88% (30)	41%
a.	Origin/Citizenship	65% (22)	30%
b.	Uncodable race/ethnicity	24% (8)	11%
2.	Response by Numbers	9% (3)	4%
3.	Other	3% (1)	1%
	Total	100% (34)	46% (34/74)

Source: MODULE G: RESPONDENT RESPONSE BEHAVIOR

GRACE4: Race Question – Version Four

In contrast with the other versions of the Race Question - Version Four had both very strong Interviewer and Respondent Behavior. All of the 51 administrations were read with exact language or a slight change and 43 (84 percent) were responded to with a Codable response. These numbers might be explained by the fact that this version of the question was asked only on the third or higher administration of the Race Question, and only if the previous person reported being “White” or “Black.” As such, respondents who were asked this question were most likely already familiar with the format and response options. Further, they were less likely to belong to any of the groups that find the questions problematic, such as those that report Some Other Race. Thus, the different performance of Race Question – Version Three and Race Question – Version Four seems to be related to the characteristics of the respondents who were asked these questions, rather than something about the questions themselves.

SOR: Some Other Race

The Some Other Race question was asked of individuals who were reported as being “some other race” in any version of the Race question. This question asked the respondent to specify what the “other” race was. Respondents wishing to report pan-ethnic or pan-racial terms like multiracial, mixed, interracial, or a Hispanic/Latino group (for example, Mexican, Puerto Rican, or Cuban) are included in this category.

The exact wording of this question in English was:

What is your other race group?

The exact wording in Spanish was:

If FILL is for “your” Text should read: “¿Cuál es {su} otro grupo racial?”/el otro grupo racial de FULL NAME)?

If FILL is for “FULL NAME” Text should read: “¿Cuál es el otro grupo racial de FULL NAME)?”

Respondent Behavior

This question was just under the threshold of the 15 percent cutoff, but since it incurred problematic Respondent Behavior 14 percent of the time and is related to the Hispanic origin and Race questions, it is also analyzed in greater detail in Table 28. The majority of the problems with the question centered upon the mismatch between identity and response options—a common problem in the Race and Hispanic Origin questions as well. The other responses: by number (for example, “6”, the sixth response option to the race question), or Don’t Know reflect the conceptual difficulty of these questions. Without explicit instruction as to what exactly the Census Bureau wants from respondents: place of birth, citizenship, ethnicity, language, color of skin, respondents are unsure how to respond to this series of questions. Further, in the training manual for CFU enumerators, the Some Other Race category explicitly states: “Multiracial, mixed, interracial, or a Hispanic/Latino group (for example, Mexican, Puerto Rican, or Cuban) are included in this category,” even though this information is not provided to respondents. The absence of this guiding information may be a source of confusion.

Table 28. Percent of all Non-Ideal Responses for the Some Other Race question by Answer

<u>Issue with Question</u>	<u>Percent of All Non-Ideal Answers (n)</u>	<u>Percent of Total Administration N=101</u>
1. Mismatch between Identity and Response Options	59% (10)	14%
a. Uncodable race/ethnicity	41% (7)	10%
b. Origin/Citizenship	18% (3)	4%
2. Response by Numbers	12% (2)	3%
3. Don’t Know	18% (3)	4%
4. Other Response	12% (2)	3%
5. Total	100% (17)	17% (17/101)

Source: MODULE G: RESPONDENT RESPONSE BEHAVIOR

6. Related Evaluations, Experiments, and/or Assessments

Behavior Coding of the 2010 Nonresponse Followup Interviews Report
Behavior Coding of the 2010 Census Coverage Measurement Person Interviews Report.
2010 Census Content and Forms Design Assessment Report.
2010 Census Coverage Followup Assessment Report.

7. Key Lessons Learned, Conclusions, and Recommendations

Generally, CFU interviewers were able to achieve a standardized interview, which was the goal of the interview procedures. CFU interviewers read the vast majority of questions as worded, and respondents generally were able to respond to the questions without difficulty. The high rate of standardization achieved in CFU interviews analyzed in the present study stands in contrast with the behavior coding results of the 2010 NRFU operation (Childs and Jurgenson, 2011), where only 37 percent of questions were asked as intended. We believe that this difference is related to the difference in mode and type of interviewer between the two operations: CFU was a centralized CATI operation conducted by experienced interviewers whereas NRFU was a paper

interview operation conducted by newly-hired interviewers. This explanation is consistent with the behavior coding study of the coverage follow-up for the 2004 Census Test (Landreth et al. 2006), which found a higher rate of appropriate Interviewer Behavior for the experienced telephone interviewers than the inexperienced in-person interviewers. In addition to any inherent differences between telephone and in-person interviewing, the two modes were associated with important differences in supervision. The CATI operations were conducted in controlled environments with close supervision and achieved far greater standardization in the interviewing process than did inexperienced field staff operating with less direct supervision.

Though Interviewer Behavior was much better than in past studies, it was not perfect. Sometimes interviewers deviated from the script in order to explain or cue the respondent to the format of the question or the interview, to provide smoother transitions, or to maintain a positive relationship with the respondent. Subtle adjustments could be made to the interviewing script in these areas to aid the interviewers in these respects.

Question or section-specific recommendations for the CFU include the following:

- Specific problems that were identified in this study included areas where questions were perceived as repetitive. For example, in Module D, in which the interviewer reviewed the roster of household members from the original census return, and asked questions to add people to it, interviewers added various types of introductory statements about the format or the “repetitive” nature of the questions to preface a series of yes/no questions. In order to maintain consistency across interviews, the introduction of a standard statement, either here or at the outset of the interview, might be considered to inform respondents of what they can expect in the interview. Another possibility would be a statement saying that while these questions seem similar and may not apply, it is important to consider each one. This is a problem that has been noted before in coverage questionnaire development, and should be explored more thoroughly in cognitive testing.
- There were also cases where interviewers misread abbreviations, or failed to read the full word, a problem that might be alleviated by providing them with an easily accessible list.
- For the question asking for college address: We recommend considering what the minimal amount of information necessary is to obtain from this question, and ask specifically for that. For example, if college or university name, and city and state would be sufficient, perhaps asking for that would generate a better response than asking for an exact address when exact addresses are often unknown. This recommendation might be applied whenever asking for an address – consider the minimal amount of information that can be used and try to probe for that, at a minimum. This might reduce the number of “don’t know” responses.
- For the question asking if there were duplicates on the roster: We recommend considering alternative wordings such as “Do any of these names refer to the same person?” Another possibility would be to introduce an explanatory statement before the current question, in order to prepare respondents for what otherwise sounds like an odd question. For example, “Sometimes people are listed in the census under more than one name. Is there anyone on this list more than once?” In either case, this revised wording would need further testing.
- Do not use indexical expressions like “This address” and “The other place” that do not refer to a single specific address, but instead make reference to places established earlier

in the conversation. Instead, try to use fills in the questions, to avoid possible misunderstandings.

- The analysis of Module G, which gathers demographic characteristics not reported on the original census return, revealed that the race questions are quite challenging for both interviewers and respondents. This is in line with past research (see Childs and Jurgenson, 2011) and underscores the difficulty of measuring a shifting and variable construct. In addition, behavior coding confirmed that these questions are more challenging for certain demographic groups than for others, with those who identify as “White” or “Black” having the least difficulty.

The present study obtained quantitative results demonstrating that the Hispanic origin question is also problematic for Spanish-speakers, a finding that has received far less attention in the literature. The problems with the Hispanic origin question were related both to the construct itself and to the ambiguous wording of the question in Spanish.

Some of the more interesting findings regarding the race and Hispanic origin series of questions resulted from the fact that our dataset was partially segmented according to demographic characteristics. In particular, the use of an English corpus and a Spanish corpus, as well as the way the race question was administered – it was asked differently of respondents who reported the previous household member as “White” or “Black” – made it possible to look at different subsets of the population for behavior coding. This points to a possible future direction for behavior coding research. Along the same lines, we suggest that future behavior coding studies not only examine question-asking and -answering behavior, but that they match these behaviors to the actual data. Not only can this reveal patterns about demographic groups’ interpretations of the questions, but it can provide important insights regarding the impact of changes to question administration on data quality, a crucial outcome measure.

If the CFU operation is conducted in the future, based on these and the 2004 and 2006 behavior coding studies, we recommend that it be conducted in a telephone center or at least in an environment with experienced interviewers who can be monitored throughout the interviewing period.

More generally, we recommend using experienced, monitored interviewers for interviewer-administered operations as much as possible in the 2020 Census. We saw far superior standardized interviewing performance in controlled telephone center settings than we did with inexperienced in-person NRFU interviewers in the 2010 Census (Childs and Jurgenson, 2011). Because of the need for a standardized interview for the decennial census, we think it is important to experiment with ways to monitor interviewers through different types of technology to achieve the same type of standardization that we saw in this operation, perhaps even in a decentralized operation through the use of computer-assisted recorded interview technology.

This assessment of the performance of the CFU operation that suggests that the standardization of the interview performed very well in the 2010 Census. This, combined with other assessments of the CFU operation, should be used to assess whether or not adjustments should be made to the CFU questionnaire if it is to be used again for the 2020 Census.

8. Acknowledgements

The authors wish to acknowledge and thank Katie Drom and Nathan Jurgenson for their assistance with the analysis for this paper, as well as for the staff in the Telephone Communications Office and the Tucson Telephone Center who offered the critical support of the clerical behavior coding work. We also thank the CFU staff who provided technical and subject matter support throughout this project. Finally, we thank Eli Poehler, Ashley Landreth, and Terry DeMaio for their comments on a previous draft of this report.

9. References

- Burgess, M. and D. Paton, (1993). Coding of Respondent Behaviours by Interviewers to Test Questionnaire Wording. Proceedings of the Survey Methods Research Section. Alexandria, VA: American Statistical Association.
- Cannell, C., F. Fowler, and K. Marquis, (1968) "The Influence of Interviewer and Respondent Psychological and Behavioral Variables on Reporting in Household Interviews." Vital and Health Statistics, Series 2 (26). Washington, DC: US Government Printing Office.
- Childs, J. H. (2008). 2010 NRFU Questionnaire Development: From the 2004 Census Test to the 2008 Dress Rehearsal. *Statistical Research Division Study Series (Survey Methodology # 2008-5)*. U.S. Census Bureau.
- _____ (2010a). Behavior Coding of the 2010 Nonresponse Followup (NRFU) Interviews. 2010 Census Evaluations, Experiments, and Assessments Study Plan. 2010 Census Planning Memoranda Series, No. 97, Issued August 19, 2010.
- _____ (2010b). Behavior Coding of the 2010 Census Coverage Measurement Person Interview (CCM PI). 2010 Census Evaluations, Experiments, and Assessments Study Plan. 2010 Census Planning Memoranda Series, No. 96, Issued August 19, 2010.
- Davis, D. and Allen, S. (2007). Project C Behavior Coding Analysis of Coverage Followup (CFU) Telephone Interviews 2006 Census Test. Cognitive Testing and Evaluation of Coverage Issues and Residency Rules. Internal report submitted to the U.S. Census Bureau on March 29, 2007.
- Esposito, J., J. Rothgeb, and P. Campanelli, (1994). The Utility and Flexibility of Behavior Coding as a Methodology for Evaluating Questionnaires. Paper presented at the American Association for Public Opinion Research Annual Meeting, Danvers, MA.
- Fleiss, J. (1981). *Statistical Methods for Rates and Proportions*. John Wiley & Sons, New York.
- Fowler, F. (1992). "How Unclear Terms Affect Survey Data." *Public Opinion Quarterly*, 56: 218-231.

- Fowler, F. and C. Cannell, (1996). Using Behavioral Coding to Identify Cognitive Problems with Survey Questions. In N. Schwarz and S. Sudman (Eds.), *Answering Questions: Methodology for Determining Cognitive and Communicative Processes in Survey Research*. San Francisco, CA: Jossey-Bass.
- Goerman, P., J.H. Childs, and M. Clifton, (2008). Explaining Differences in Inter-coder Reliability between English and Spanish Language Behavior Coding Research. Proceedings from the 2008 Joint Statistical Meetings, Section on Survey Research Methods, American Statistical Association.
- Landis, J. R. and G.G. Koch, (1977) "The measurement of observer agreement for categorical data" in *Biometrics*. Vol. 33, pp. 159–174
- Landreth, A., E. Krejsa, and L. Karl, (2006). Behavior Coding Analysis Report: Evaluating the Coverage Research Follow-Up (CRFU) Survey for the 2004 Census Test Administered Using Telephone and Personal Visit Survey Modes. *Statistical Research Division Study Series, Survey Methodology, #2006-1*, U.S. Census Bureau.
- Office of Management and Budget. (1997). Revisions to the Standards for the Classification of Federal Data on Race and Ethnicity. *Federal Register*, 62: No. 210, October 30.
- Oksenberg, L., C. Cannell, and G. Kalton, (1991). New Strategies for Pretesting Survey Questions. *Journal of Official Statistics* 7 (3): 349-394.
- Pew Hispanic Center (2002). Pew Hispanic Center Latino Study.
<http://www.pewhispanic.org/2002/12/17/pew-hispanic-centerkaiser-family-foundation-2002-national-survey-of-latinos/>
- Smiley, R. and C. Keeley, (1997). Behavior Coding of the ICM Computer Assisted Personal Interview. 1996 Community Census Results Memorandum Number 23. U.S. Census Bureau, Washington, DC.
- Sykes, W. and J. Morton-Williams, (1987). Evaluating Survey Questions. *Journal of Official Statistics* 3 (2): 191-207.

Appendix A: Framework of Behavior Codes and an Explanation of Their Analytical Function

The behavior codes are designed to capture four main aspects of behavior for each question: 1) question-asking behavior for interviewers; 2) response behavior for respondents during the first-level exchange; 3) interruptions by respondents (i.e., “Break-Ins”); and 4) Final Outcome.

Interviewer Behavior Codes (first-level interaction)

E/S	Exact Wording/Slight Change: Interviewer read question exactly as worded or with slight change that did not affect question meaning
MC	Major Change in Question Wording: Interviewer made changes to the question that either changed, or possibly could have changed, the meaning of the question
V+	Appropriate Verification: Interviewer correctly verified information respondent had provided earlier and respondent agrees
V-	Inappropriate Verification: Interviewer assumed or guessed at information not previously provided (even if correct) or misremembered information when verifying
O	Omitted question: Interviewer entirely omitted (answered without reading) an applicable question.
I/U	Inaudible/Uncodable: Interviewer was not audible on the tape

Respondent Behavior Codes (first-level interaction)

CA	Codable Answer: Respondent provided response that can easily be coded into one of the response options
CWI	Codable with Interpretation: Respondent provided a response that cannot easily be coded into one of the response options—often requiring interviewer to probe for more information
UCA	Uncodable Answer: Respondent provided an answer that was not one of the pre-defined response options – this requires the interviewer to probe until a Codable answer or Codable with Interpretation response is given by the respondent

QA	Qualified Answer: Used to indicate that a respondent seems uncertain about their response and is not confident in their answer
CL	Clarification: Respondent requested that a concept or entire question be stated more clearly or repeated
DK	Don't Know: Respondent stated they did not have the information
R	Refusal: Respondent refused to provide a response
I/U	Inaudible/Uncodable: Respondent was not audible

Final Outcome

CA	Codable Answer: Respondent provided response that can easily be coded into one of the response options
CWI	Codable with Interpretation: Respondent provided a response that cannot easily be coded into one of the response options—often requiring interviewer to probe for more information
UCA	Uncodable Answer: Respondent provided an answer that was not one of the pre-defined response options – this requires the interviewer to probe until a Codable answer or Codable with Interpretation response is given by the respondent. This code should only be used as a Final Outcome code in rare instances.
QA	Qualified Answer: Used to indicate that a respondent seems uncertain about their response and is not confident in their answer
DK	Don't Know: Respondent stated they did not have the information
REF	Refusal: Respondent refused to provide a response
I/U	Inaudible/Uncodable: Final response was not audible

A Break-In code is also used to capture Respondent Behavior separately, and in addition to, the actual nature of the response/feedback.

BI	Break-In: Respondent interrupted the reading of a question
----	--

Appendix B: Module B

Module B: The first sections make sure that the correct household was reached and then tries to get contact the household member who initially completed the census return. They also verify the address. Coding will start with Section B.

MODULE B: INTERVIEWER QUESTION ASKING BEHAVIOR

	Total Count	ES		MC		V+		V-		S		I/O	
		N	%	N	%	N	%	N	%	N	%	N	%
BINTRO	2	2	100%	0	0%	0	0%	0	0%	0	0%	0	0%
BCONFIRMHH	2	2	100%	0	0%	0	0%	0	0%	0	0%	0	0%
BRESPWHO	2	2	100%	0	0%	0	0%	0	0%	0	0%	0	0%
BPRESPWHONAME	2	2	100%	0	0%	0	0%	0	0%	0	0%	0	0%
PCFRESPAVAIL	1	0	0%	1	100%	0	0%	0	0%	0	0%	0	0%
BQRPIRESPAVAIL	1	0	0%	0	0%	1	100%	0	0%	0	0%	0	0%
Total	10	8	80%	1	10%	1	10%	0	0%	0	0%	0	0%

Source: BY LANGUAGE CFU Frequencies.xlsx

MODULE B: INTERVIEWER QUESTION ASKING BEHAVIOR - ENGLISH

	Total Count	ES		MC		V+		V-		S		I/O	
		N	%	N	%	N	%	N	%	N	%	N	%
BINTRO	1	1	100%	0	0%	0	0%	0	0%	0	0%	0	0%
BCONFIRMHH	1	1	100%	0	0%	0	0%	0	0%	0	0%	0	0%
BKNOWHH	0	0	0%	0	0%	0	0%	0	0%	0	0%	0	0%
BMOVENBOR	0	0	0%	0	0%	0	0%	0	0%	0	0%	0	0%
BMOVEDATE	0	0	0%	0	0%	0	0%	0	0%	0	0%	0	0%
BMOVE41	0	0	0%	0	0%	0	0%	0	0%	0	0%	0	0%
BCONTACT	0	0	0%	0	0%	0	0%	0	0%	0	0%	0	0%
BCONTADDRESS	0	0	0%	0	0%	0	0%	0	0%	0	0%	0	0%
BLIVEHERE	0	0	0%	0	0%	0	0%	0	0%	0	0%	0	0%
BOTHADDYN	0	0	0%	0	0%	0	0%	0	0%	0	0%	0	0%
BOTHADDRESS	0	0	0%	0	0%	0	0%	0	0%	0	0%	0	0%
BRESPWHO	1	1	100%	0	0%	0	0%	0	0%	0	0%	0	0%
BPRESPWHONAME	1	1	100%	0	0%	0	0%	0	0%	0	0%	0	0%
PCFRESPAVAIL	1	0	0%	1	100%	0	0%	0	0%	0	0%	0	0%
BQRPIRESPAVAIL	0	0	0%	0	0%	0	0%	0	0%	0	0%	0	0%
BNEWRESP	0	0	0%	0	0%	0	0%	0	0%	0	0%	0	0%
BRWNTRAN	0	0	0%	0	0%	0	0%	0	0%	0	0%	0	0%
BQRESPb	0	0	0%	0	0%	0	0%	0	0%	0	0%	0	0%
Total	5	4	80%	1	20%	0	0%	0	0%	0	0%	0	0%

Source: BY LANGUAGE CFU Frequencies.xlsx

MODULE B: INTERVIEWER QUESTION ASKING BEHAVIOR - SPANISH

	Total Count	ES		MC		V+		V-		S		I/O	
		N	%	N	%	N	%	N	%	N	%	N	%
BINTRO	1	1	100%	0	0%	0	0%	0	0%	0	0%	0	0%
BCONFIRMHH	1	1	100%	0	0%	0	0%	0	0%	0	0%	0	0%
BKNOWHH	0	0	0%	0	0%	0	0%	0	0%	0	0%	0	0%
BMOVENBOR	0	0	0%	0	0%	0	0%	0	0%	0	0%	0	0%
BMOVEDATE	0	0	0%	0	0%	0	0%	0	0%	0	0%	0	0%
BMOVE41	0	0	0%	0	0%	0	0%	0	0%	0	0%	0	0%
BCONTACT	0	0	0%	0	0%	0	0%	0	0%	0	0%	0	0%
BCONTADDRESS	0	0	0%	0	0%	0	0%	0	0%	0	0%	0	0%
BLIVEHERE	0	0	0%	0	0%	0	0%	0	0%	0	0%	0	0%
BOTHADDYN	0	0	0%	0	0%	0	0%	0	0%	0	0%	0	0%
BOTHADDRESS	0	0	0%	0	0%	0	0%	0	0%	0	0%	0	0%
BRESPWHO	1	1	100%	0	0%	0	0%	0	0%	0	0%	0	0%
BPRESPWHONAME	1	1	100%	0	0%	0	0%	0	0%	0	0%	0	0%
PCFRESPAVAIL	0	0	0%	0	0%	0	0%	0	0%	0	0%	0	0%
BQRPRESPAVAIL	1	0	0%	0	0%	1	100%	0	0%	0	0%	0	0%
BNEWRESP	0	0	0%	0	0%	0	0%	0	0%	0	0%	0	0%
BRWNTRAN	0	0	0%	0	0%	0	0%	0	0%	0	0%	0	0%
BQRESPb	0	0	0%	0	0%	0	0%	0	0%	0	0%	0	0%
Total	5	4	80%	0	0%	1	20%	0	0%	0	0%	0	0%

Source: BY LANGUAGE CFU Frequencies.xlsx

MODULE B: RESPONDENT RESPONSE BEHAVIOR

	Total Count	CA		CWI		UCA		QA		CL		DK	
		N	%	N	%	N	%	N	%	N	%	N	%
BCONFIRMHH	2	2	25.00%	0	0.00%	0	0.00%	0	0.00%	0	0.00%	0	0.00%
BRESPWHO	2	2	25.00%	0	0.00%	0	0.00%	0	0.00%	0	0.00%	0	0.00%
BPRESPWHONAME	2	1	12.50%	0	0.00%	1	12.50%	0	0.00%	0	0.00%	0	0.00%
BQRPRESPAVAIL	1	1	12.50%	0	0.00%	0	0.00%	0	0.00%	0	0.00%	0	0.00%
Total	8	6	75.00%	0	0.0%	1	12.50%	0	0%	0	0%	0	0%

Source: BY LANGUAGE CFU Frequencies.xlsx

MODULE B: RESPONDENT RESPONSE BEHAVIOR – ENGLISH

	Total Count	CA		CWI		UCA		QA		CL		DK		REF		I/O	
		N	%	N	%	N	%	N	%	N	%	N	%	N	%	N	%
BINTRO	0	0	0%	0	0%	0	0%	0	0%	0	0%	0	0%	0	0%	0	0%
BCONFIRMHH	1	1	100%	0	0%	0	0%	0	0%	0	0%	0	0%	0	0%	0	0%
BKNOWHH	0	0	0%	0	0%	0	0%	0	0%	0	0%	0	0%	0	0%	0	0%
BMOVENBOR	0	0	0%	0	0%	0	0%	0	0%	0	0%	0	0%	0	0%	0	0%
BMOVEDATE	0	0	0%	0	0%	0	0%	0	0%	0	0%	0	0%	0	0%	0	0%
BMOVE41	0	0	0%	0	0%	0	0%	0	0%	0	0%	0	0%	0	0%	0	0%
BCONTACT	0	0	0%	0	0%	0	0%	0	0%	0	0%	0	0%	0	0%	0	0%
BCONTADDRESS	0	0	0%	0	0%	0	0%	0	0%	0	0%	0	0%	0	0%	0	0%
BLIVEHERE	0	0	0%	0	0%	0	0%	0	0%	0	0%	0	0%	0	0%	0	0%
BOTHADDYN	0	0	0%	0	0%	0	0%	0	0%	0	0%	0	0%	0	0%	0	0%
BOTHADDRESS	0	0	0%	0	0%	0	0%	0	0%	0	0%	0	0%	0	0%	0	0%
BRESPWHO	1	1	100%	0	0%	0	0%	0	0%	0	0%	0	0%	0	0%	0	0%
BPRESPWHONAME	1	0	0%	0	0%	1	100%	0	0%	0	0%	0	0%	0	0%	0	0%
PCFRESPAVAIL	1	0	0%	0	0%	0	0%	0	0%	0	0%	0	0%	0	0%	1	100%
BQRP1RESPAVAIL	0	0	0%	0	0%	0	0%	0	0%	0	0%	0	0%	0	0%	0	0%
BNEWRESP	0	0	0%	0	0%	0	0%	0	0%	0	0%	0	0%	0	0%	0	0%
BRWNTRAN	0	0	0%	0	0%	0	0%	0	0%	0	0%	0	0%	0	0%	0	0%
BQRESPb	0	0	0%	0	0%	0	0%	0	0%	0	0%	0	0%	0	0%	0	0%
Total	4	2	50%	0	0%	1	25%	0	0%	0	0%	0	0%	0	0%	1	25%

Source: BY LANGUAGE CFU Frequencies.xlsx

MODULE B: RESPONDENT RESPONSE BEHAVIOR - SPANISH

	Total Count	CA		CWI		UCA		QA		CL		DK		REF		I/O	
		N	%	N	%	N	%	N	%	N	%	N	%	N	%	N	%
BINTRO	0	0	0%	0	0%	0	0%	0	0%	0	0%	0	0%	0	0%	0	0%
BCONFIRMHH	1	1	100%	0	0%	0	0%	0	0%	0	0%	0	0%	0	0%	0	0%
BKNOWHH	0	0	0%	0	0%	0	0%	0	0%	0	0%	0	0%	0	0%	0	0%
BMOVENBOR	0	0	0%	0	0%	0	0%	0	0%	0	0%	0	0%	0	0%	0	0%
BMOVEDATE	0	0	0%	0	0%	0	0%	0	0%	0	0%	0	0%	0	0%	0	0%
BMOVE41	0	0	0%	0	0%	0	0%	0	0%	0	0%	0	0%	0	0%	0	0%
BCONTACT	0	0	0%	0	0%	0	0%	0	0%	0	0%	0	0%	0	0%	0	0%
BCONTADDRESS	0	0	0%	0	0%	0	0%	0	0%	0	0%	0	0%	0	0%	0	0%
BLIVEHERE	0	0	0%	0	0%	0	0%	0	0%	0	0%	0	0%	0	0%	0	0%
BOTHADDYN	0	0	0%	0	0%	0	0%	0	0%	0	0%	0	0%	0	0%	0	0%

BOTHADDRESS	0	0	0%	0	0%	0	0%	0	0%	0	0%	0	0%	0	0%	0	0%
BRESPWHO	1	1	100%	0	0%	0	0%	0	0%	0	0%	0	0%	0	0%	0	0%
BPRESPWHONAME	1	1	100%	0	0%	0	0%	0	0%	0	0%	0	0%	0	0%	0	0%
PCFRESPAVAIL	0	0	0%	0	0%	0	0%	0	0%	0	0%	0	0%	0	0%	0	0%
BQRP1RESPAVAIL	1	1	100%	0	0%	0	0%	0	0%	0	0%	0	0%	0	0%	0	0%
BNEWRESP	0	0	0%	0	0%	0	0%	0	0%	0	0%	0	0%	0	0%	0	0%
BRWNTRAN	0	0	0%	0	0%	0	0%	0	0%	0	0%	0	0%	0	0%	0	0%
BQRESPb	0	0	0%	0	0%	0	0%	0	0%	0	0%	0	0%	0	0%	0	0%
Total	4	4	100%	0	0%	0	0%	0	0%	0	0%	0	0%	0	0%	0	0%

Source: BY LANGUAGE CFU Frequencies.xlsx

Appendix C: Module C: Household Verification

Module C validates that the correct household has been reached and asks specific questions pertaining to the housing unit. If the household for the case was not at the provided address on Census Day, the case can be completed upon exiting Module C. For all cases where the household is verified as having lived in the provided address on Census Day, the interview will proceed through the CFU interview.

MODUEL C: INTERVIEWER QUESTION ASKING BEHAVIOR

	Total Count	ES		MC		V+		V-		S		I/O	
		N	%	N	%	N	%	N	%	N	%	N	%
CINTRO*	217	172	79.26%	43	19.82%	0	0.00%	0	0.00%	0	0.00%	2	0.92%
CRIGHTADD	226	192	84.96%	29	12.83%	2	0.00%	1	0.00%	0	0.00%	1	0.44%
CADDRESS	5	4	80.00%	1	20.00%	0	0.00%	0	0.00%	0	0.00%	0	0.00%
CHHLIVEHERE	5	3	60.00%	2	40.00%	0	0.00%	0	0.00%	0	0.00%	0	0.00%
CMOVEBOR	1	1	100.00%	0	0.00%	0	0.00%	0	0.00%	0	0.00%	0	0.00%
HEREEXP	5	2	40.00%	3	60.00%	0	0.00%	0	0.00%	0	0.00%	0	0.00%
TENURE	10	10	100.00%	0	0.00%	0	0.00%	0	0.00%	0	0.00%	0	0.00%
Total	469	384	81.88%	78	16.63%	2	0.43%	1	0.21%	0	0.00%	3	0.64%

Source: BY LANGUAGE CFU Frequencies.xlsx

MODULE C: INTERVIEWER QUESTION ASKING BEHAVIOR - ENGLISH

	Total Count	ES		MC		V+		V-		S		I/O	
		N	%	N	%	N	%	N	%	N	%	N	%
CINTRO	114	87	76.32%	26	22.81%	0	0.00%	0	0.00%	0	0.00%	1	0.88%
CRIGHTADD	116	99	85.34%	14	12.07%	1	0.00%	1	0.00%	0	0.00%	0	0.00%
CADDRESS	3	3	100.00%	0	0.00%	0	0.00%	0	0.00%	0	0.00%	0	0.00%
CHHLIVEHERE	3	3	100.00%	0	0.00%	0	0.00%	0	0.00%	0	0.00%	0	0.00%
CMOVEBOR	1	1	100.00%	0	0.00%	0	0.00%	0	0.00%	0	0.00%	0	0.00%
CMOVEDATE	0	0	0.00%	0	0.00%	0	0.00%	0	0.00%	0	0.00%	0	0.00%
CMOVE41	0	0	0.00%	0	0.00%	0	0.00%	0	0.00%	0	0.00%	0	0.00%
HEREEXP	3	1	33.33%	2	66.67%	0	0.00%	0	0.00%	0	0.00%	0	0.00%
TENURE	4	4	100.00%	0	0.00%	0	0.00%	0	0.00%	0	0.00%	0	0.00%
Total	244	198	81.15%	42	17.21%	1	0.41%	1	0.41%	0	0.00%	1	0.41%

Source: BY LANGUAGE CFU Frequencies.xlsx

MODULE C: INTERVIEWER QUESTION ASKING BEHAVIOR - SPANISH

	Total Count	ES		MC		V+		V-		S		I/O	
		N	%	N	%	N	%	N	%	N	%	N	%
CINTRO	89	74	83.15%	15	16.85%	0	0.00%	0	0.00%	0	0.00%	0	0.00%
CRIGHTADD	104	88	84.62%	15	14.42%	1	0.00%	0	0.00%	0	0.00%	0	0.00%
CADDRESS	2	1	50.00%	1	50.00%	0	0.00%	0	0.00%	0	0.00%	0	0.00%
CHHLIVEHERE	2	0	0.00%	2	100.00%	0	0.00%	0	0.00%	0	0.00%	0	0.00%
CMOVEBOR	0	0	0.00%	0	0.00%	0	0.00%	0	0.00%	0	0.00%	0	0.00%
CMOVEDATE	0	0	0.00%	0	0.00%	0	0.00%	0	0.00%	0	0.00%	0	0.00%
CMOVE41	0	0	0.00%	0	0.00%	0	0.00%	0	0.00%	0	0.00%	0	0.00%
HEREEXP	2	1	50.00%	1	50.00%	0	0.00%	0	0.00%	0	0.00%	0	0.00%
TENURE	6	6	100.00%	0	0.00%	0	0.00%	0	0.00%	0	0.00%	0	0.00%
Total	205	170	82.93%	34	16.59%	1	0.49%	0	0.00%	0	0.00%	0	0.00%

Source: BY LANGUAGE CFU Frequencies.xlsx

MODULE C: INTERVIEWER QUESTION ASKING BEHAVIOR - MIXED ENGLISH/SPANISH

	Total Count	ES		MC		V+		V-		S		I/O	
		N	%	N	%	N	%	N	%	N	%	N	%
CINTRO	0	0	0%	0	0%	0	0%	0	0%	0	0%	0	0%
CRIGHTADD	2	2	100%	0	0%	0	0%	0	0%	0	0%	0	0%
CADDRESS	0	0	0%	0	0%	0	0%	0	0%	0	0%	0	0%
CHHLIVEHERE	0	0	0%	0	0%	0	0%	0	0%	0	0%	0	0%
CMOVEBOR	0	0	0%	0	0%	0	0%	0	0%	0	0%	0	0%
CMOVEDATE	0	0	0%	0	0%	0	0%	0	0%	0	0%	0	0%
CMOVE41	0	0	0%	0	0%	0	0%	0	0%	0	0%	0	0%
HEREEXP	0	0	0%	0	0%	0	0%	0	0%	0	0%	0	0%
TENURE	0	0	0%	0	0%	0	0%	0	0%	0	0%	0	0%
Total	2	2	100%	0	0%	0	0%	0	0%	0	0%	0	0%

Source: BY LANGUAGE CFU Frequencies.xlsx

MODULE C: INTERVIEWER QUESTION ASKING BEHAVIOR - SPANISH PR

	Total Count	ES		MC		V+		V-		S		I/O	
		N	%	N	%	N	%	N	%	N	%	N	%
CINTRO	13	11	0.00%	2	0.00%	0	0.00%	0	0.00%	0	0.00%	0	0.00%
CRIGHTADD	0	0	0.00%	0	0.00%	0	0.00%	0	0.00%	0	0.00%	0	0.00%
CADDRESS	0	0	0.00%	0	0.00%	0	0.00%	0	0.00%	0	0.00%	0	0.00%
CHHLIVEHERE	0	0	0.00%	0	0.00%	0	0.00%	0	0.00%	0	0.00%	0	0.00%
CMOVEBOR	0	0	0.00%	0	0.00%	0	0.00%	0	0.00%	0	0.00%	0	0.00%
CMOVEDATE	0	0	0.00%	0	0.00%	0	0.00%	0	0.00%	0	0.00%	0	0.00%
CMOVE41	0	0	0.00%	0	0.00%	0	0.00%	0	0.00%	0	0.00%	0	0.00%
HEREEXP	0	0	0.00%	0	0.00%	0	0.00%	0	0.00%	0	0.00%	0	0.00%
TENURE	0	0	0.00%	0	0.00%	0	0.00%	0	0.00%	0	0.00%	0	0.00%
Total	13	11	84.62%	2	15.38%	0	0.00%	0	0.00%	0	0.00%	0	0.00%

Source: BY LANGUAGE CFU Frequencies.xlsx

MODULE C: RESPONDENT RESPONSE BEHAVIOR

	Total Count	CA		CWI		UCA		QA		CL		DK		REF		I/O	
		N	%	N	%	N	%	N	%	N	%	N	%	N	%	N	%
CRIGHTADD	226	198	87.61%	4	1.77%	5	2.21%	0	0.00%	10	0.00%	0	0.00%	0	0.00%	6	0.00%
CADDRESS	5	4	80.00%	0	0.00%	0	0.00%	0	0.00%	1	20.00%	0	0.00%	0	0.00%	0	0.00%
CHHLIVEHERE	5	3	60.00%	0	0.00%	0	0.00%	0	0.00%	2	0.00%	0	0.00%	0	0.00%	0	0.00%
CMOVEBOR	1	0	0.00%	0	0.00%	1	100.00%	0	0.00%	0	0.00%	0	0.00%	0	0.00%	0	0.00%
TENURE	10	0	0.00%	3	30.00%	6	60.00%	1	10.00%	0	0.00%	0	0.00%	0	0.00%	0	0.00%
Total	247	205	83.00%	7	2.83%	12	4.86%	1	0.40%	13	5.26%	0	0.00%	0	0%	6	2.43%

Source: BY LANGUAGE CFU Frequencies.xlsx

MODULE C: RESPONDENT RESPONSE BEHAVIOR - ENGLISH

	Total Count	CA		CWI		UCA		QA		CL		DK		REF		I/O	
		N	%	N	%	N	%	N	%	N	%	N	%	N	%	N	%
CINTRO	0	0	0.00%	0	0.00%	0	0.00%	0	0.00%	0	0.00%	0	0.00%	0	0.00%	0	0.00%
CRIGHTADD	116	103	0.00%	3	2.59%	2	1.72%	0	0.00%	7	0.00%	0	0.00%	0	0.00%	0	0.00%
CADDRESS	3	2	66.66%	0	0.00%	0	0.00%	0	0.00%	1	33.33%	0	0.00%	0	0.00%	0	0.00%
CHHLIVEHERE	3	1	0.00%	0	0.00%	0	0.00%	0	0.00%	2	0.00%	0	0.00%	0	0.00%	0	0.00%
CMOVEBOR	1	0	0.00%	0	0.00%	1	100.00%	0	0.00%	0	0.00%	0	0.00%	0	0.00%	0	0.00%
CMOVEDATE	0	0	0.00%	0	0.00%	0	0.00%	0	0.00%	0	0.00%	0	0.00%	0	0.00%	0	0.00%
CMOVE41	0	0	0.00%	0	0.00%	0	0.00%	0	0.00%	0	0.00%	0	0.00%	0	0.00%	0	0.00%
HEREEXP	0	0	0.00%	0	0.00%	0	0.00%	0	0.00%	0	0.00%	0	0.00%	0	0.00%	0	0.00%
TENURE	4	0	0.00%	2	50.00%	2	50.00%	0	0.00%	0	0.00%	0	0.00%	0	0.00%	0	0.00%
Total	127	106	83.46%	5	3.94%	5	3.94%	0	0.00%	10	7.87%	0	0.00%	0	0.00%	0	0.00%

Source: BY LANGUAGE CFU Frequencies.xlsx

MODULE C: RESPONDENT RESPONSE BEHAVIOR - SPANISH																	
	Total Count	CA		CWI		UCA		QA		CL		DK		REF		I/O	
		N	%	N	%	N	%	N	%	N	%	N	%	N	%	N	%
CINTRO	0	0	0.00%	0	0.00%	0	0.00%	0	0.00%	0	0.00%	0	0.00%	0	0.00%	0	0.00%
CRIGHTADD	103	93	90.29%	0	0.00%	3	2.88%	0	0.00%	3	0.00%	0	0.00%	0	0.00%	4	3.85%
CADDRESS	2	2	100.00%	0	0.00%	0	0.00%	0	0.00%	0	0.00%	0	0.00%	0	0.00%	0	0.00%
CHHLIVEHERE	2	2	100.00%	0	0.00%	0	0.00%	0	0.00%	0	0.00%	0	0.00%	0	0.00%	0	0.00%
CMOVEBOR	0	0	0.00%	0	0.00%	0	0.00%	0	0.00%	0	0.00%	0	0.00%	0	0.00%	0	0.00%
CMOVEDATE	0	0	0.00%	0	0.00%	0	0.00%	0	0.00%	0	0.00%	0	0.00%	0	0.00%	0	0.00%
CMOVE41	0	0	0.00%	0	0.00%	0	0.00%	0	0.00%	0	0.00%	0	0.00%	0	0.00%	0	0.00%
HEREEXP	1	0	0.00%	0	0.00%	1	100.00%	0	0.00%	0	0.00%	0	0.00%	0	0.00%	0	0.00%
TENURE	6	0	0.00%	1	16.67%	4	66.67%	1	16.67%	0	0.00%	0	0.00%	0	0.00%	0	0.00%
Total	115	97	84.35%	1	0.87%	8	6.96%	1	0.87%	3	2.61%	0	0%	0	0%	4	3.48%

Source: BY LANGUAGE CFU Frequencies.xlsx

MODULE C: RESPONDENT RESPONSE BEHAVIOR - MIXED ENGLISH/SPANISH																	
	Total Count	CA		CWI		UCA		QA		CL		DK		REF		I/O	
		N	%	N	%	N	%	N	%	N	%	N	%	N	%	N	%
CINTRO	0	0	0%	0	0%	0	0%	0	0%	0	0%	0	0%	0	0%	0	0%
CRIGHTADD	2	0	0%	0	0%	0	0%	0	0%	0	0%	0	0%	0	0%	2	100%
CADDRESS	0	0	0%	0	0%	0	0%	0	0%	0	0%	0	0%	0	0%	0	0%
CHHLIVEHERE	0	0	0%	0	0%	0	0%	0	0%	0	0%	0	0%	0	0%	0	0%
CMOVEBOR	0	0	0%	0	0%	0	0%	0	0%	0	0%	0	0%	0	0%	0	0%
CMOVEDATE	0	0	0%	0	0%	0	0%	0	0%	0	0%	0	0%	0	0%	0	0%
CMOVE41	0	0	0%	0	0%	0	0%	0	0%	0	0%	0	0%	0	0%	0	0%
HEREEXP	0	0	0%	0	0%	0	0%	0	0%	0	0%	0	0%	0	0%	0	0%
TENURE	0	0	0%	0	0%	0	0%	0	0%	0	0%	0	0%	0	0%	0	0%
Total	2	0	0%	0	0%	0	0%	0	0%	0	0%	0	0%	0	0%	2	100%

Source: BY LANGUAGE CFU Frequencies.xlsx

Appendix D: Module D: Review of Roster

This section reviews the roster of household members from the original census return. The respondent has the opportunity to edit any existing roster members, remove existing roster members, identify any duplicates, and add additional people to the roster. Duplicates are removed from the roster and additional questions are asked regarding additional roster members that may have been left off or forgotten from the original roster. Additional information such as full name and age are asked for any roster members added in this section.

MODULE D: INTERVIEWER QUESTION ASKING BEHAVIOR

	Total Count	ES		MC		V+		V-		S		I/O	
		N	%	N	%	N	%	N	%	N	%	N	%
DINTRO	236	209	88.56%	20	8.47%	1	0.00%	0	0.00%	0	0.00%	5	2.12%
DEDITNAME	50	22	44.00%	3	6.00%	0	0.00%	0	0.00%	0	0.00%	22	44.00%
DROSTERPN	219	203	92.69%	13	5.94%	0	0.00%	0	0.00%	1	0.46%	2	0.91%
DROSTERP1	11	9	81.82%	2	18.18%	0	0.00%	0	0.00%	0	0.00%	0	0.00%
DWHODK	7	0	0.00%	1	14.29%	1	14.29%	1	14.29%	1	14.29%	3	14.29%
DUPLICATEMORE1	215	195	90.70%	16	7.44%	3	1.40%	0	0.00%	1	0.47%	0	0.00%
DUPLICATEKEEP	6	2	33.33%	0	0.00%	1	16.67%	0	0.00%	3	50.00%	0	0.00%
DUPLICATEDROP	7	2	28.57%	0	0.00%	2	28.57%	0	0.00%	3	42.86%	0	0.00%
DUPLICATEMORE2	5	3	60.00%	1	20.00%	0	0.00%	0	0.00%	1	20.00%	0	0.00%
MISSBABY	233	190	81.55%	41	17.60%	1	0.43%	0	0.00%	0	0.00%	1	0.43%
BABYELSE	5	4	80.00%	0	0.00%	0	0.00%	0	0.00%	0	0.00%	1	0.00%
MISSFOSTER	232	227	97.84%	3	1.29%	0	0.00%	0	0.00%	1	0.00%	0	0.00%
MISSCHILD	230	227	98.70%	2	0.87%	0	0.00%	0	0.00%	1	0.00%	0	0.00%
CHILDELSE	1	1	100.00%	0	0.00%	0	0.00%	0	0.00%	0	0.00%	0	0.00%
MISSREL	232	220	94.83%	7	3.02%	2	0.86%	2	0.86%	0	0.00%	1	0.43%
RELELSE	14	11	78.57%	2	14.29%	1	7.14%	0	0.00%	0	0.00%	0	0.00%
MISSROOM	237	230	97.05%	1	0.42%	1	0.42%	1	0.42%	1	0.42%	3	1.27%
MISSOFTEN	234	231	98.72%	2	0.85%	0	0.00%	0	0.00%	1	0.43%	0	0.00%
OFTENELSE	2	2	100.00%	0	0.00%	0	0.00%	0	0.00%	0	0.00%	0	0.00%
MISSTEMP	231	227	98.27%	4	1.73%	0	0.00%	0	0.00%	0	0.00%	0	0.00%
TEMPELSE	1	1	100.00%	0	0.00%	0	0.00%	0	0.00%	0	0.00%	0	0.00%
ADDFN	26	19	73.08%	5	19.23%	1	3.85%	0	0.00%	0	0.00%	1	3.85%
ADDAGE	23	22	95.65%	1	4.35%	0	0.00%	0	0.00%	0	0.00%	0	0.00%
UNDELETE	8	2	25.00%	0	0.00%	0	0.00%	0	0.00%	1	12.50%	5	62.50%
Total	2,465	2,259	91.64%	124	5.03%	14	0.57%	4	0.16%	15	0.61%	44	1.78%

Source: BY LANGUAGE CFU Frequencies.xlsx

MODULE D: INTERVIEWER QUESTION ASKING BEHAVIOR - ENGLISH

	Total Count	ES		MC		V+		V-		S		I/O	
		N	%	N	%	N	%	N	%	N	%	N	%
DINTRO	119	110	92.44%	8	6.72%	1	0.84%	0	0.00%	0	0.00%	0	0.00%
DEDITNAME	16	7	43.75%	1	6.25%	0	0.00%	0	0.00%	0	0.00%	8	50.00%
DROSTERPN	111	108	97.30%	3	2.70%	0	0.00%	0	0.00%	0	0.00%	0	0.00%
DROSTERP1	8	7	87.50%	1	12.50%	0	0.00%	0	0.00%	0	0.00%	0	0.00%
DWHODK	2	0	0.00%	0	0.00%	0	0.00%	0	0.00%	1	50.00%	1	50.00%
DUPLICATEMORE1	109	103	94.50%	5	4.59%	1	0.92%	0	0.00%	0	0.00%	0	0.00%
DUPLICATEKEEP	2	0	0.00%	0	0.00%	0	0.00%	0	0.00%	2	100.00%	0	0.00%
DUPLICATEDROP	2	0	0.00%	0	0.00%	0	0.00%	0	0.00%	2	100.00%	0	0.00%
DUPLICATEMORE2	1	1	100.00%	0	0.00%	0	0.00%	0	0.00%	0	0.00%	0	0.00%
MISSBABY	121	101	83.47%	19	15.70%	1	0.83%	0	0.00%	0	0.00%	0	0.00%
BABYELSE	2	1	50.00%	0	0.00%	0	0.00%	0	0.00%	0	0.00%	1	50.00%
MISSFOSTER	119	117	98.32%	2	1.68%	0	0.00%	0	0.00%	0	0.00%	0	0.00%
FOSTERELSE	0	0	0.00%	0	0.00%	0	0.00%	0	0.00%	0	0.00%	0	0.00%
MISSCHILD	116	116	100.00%	0	0.00%	0	0.00%	0	0.00%	0	0.00%	0	0.00%
CHILDELSE	0	0	0.00%	0	0.00%	0	0.00%	0	0.00%	0	0.00%	0	0.00%
MISSREL	117	112	95.73%	4	3.42%	1	0.85%	0	0.00%	0	0.00%	0	0.00%
RELELSE	5	5	100.00%	0	0.00%	0	0.00%	0	0.00%	0	0.00%	0	0.00%
MISSROOM	119	119	100.00%	0	0.00%	0	0.00%	0	0.00%	0	0.00%	0	0.00%
ROOMELSE	0	0	0.00%	0	0.00%	0	0.00%	0	0.00%	0	0.00%	0	0.00%
MISSOFTEN	118	116	98.31%	2	1.69%	0	0.00%	0	0.00%	0	0.00%	0	0.00%
OFTENELSE	1	1	100.00%	0	0.00%	0	0.00%	0	0.00%	0	0.00%	0	0.00%
MISSTEMP	118	116	98.31%	2	1.69%	0	0.00%	0	0.00%	0	0.00%	0	0.00%
TEMPELSE	1	1	100.00%	0	0.00%	0	0.00%	0	0.00%	0	0.00%	0	0.00%
ADDFN	9	7	77.78%	2	22.22%	0	0.00%	0	0.00%	0	0.00%	0	0.00%
ADDAGE	8	8	100.00%	0	0.00%	0	0.00%	0	0.00%	0	0.00%	0	0.00%
UNDELETE	0	0	0.00%	0	0.00%	0	0.00%	0	0.00%	0	0.00%	0	0.00%
Total	1,224	1,156	94.44%	49	4.00%	4	0.33%	0	0.00%	5	0.41%	10	0.82%

Source: BY LANGUAGE CFU Frequencies.xlsx

MODULE D: INTERVIEWER QUESTION ASKING BEHAVIOR - SPANISH

	Total Count	ES		MC		V+		V-		S		I/O	
		N	%	N	%	N	%	N	%	N	%	N	%
DINTRO	110	97	88.18%	12	10.91%	0	0.00%	0	0.00%	0	0.00%	0	0.00%
DEDITNAME	27	13	48.15%	1	3.70%	0	0.00%	0	0.00%	0	0.00%	10	37.04%
DROSTERPN	106	95	89.62%	10	9.43%	0	0.00%	0	0.00%	0	0.00%	1	0.94%
DROSTERP1	3	2	66.67%	1	33.33%	0	0.00%	0	0.00%	0	0.00%	0	0.00%
DWHODK	3	0	0.00%	1	33.33%	1	33.33%	1	33.33%	0	0.00%	0	0.00%
DUPLICATEMORE1	105	91	86.67%	11	10.48%	2	1.90%	0	0.00%	1	0.95%	0	0.00%
DUPLICATEKEEP	4	2	50.00%	0	0.00%	1	25.00%	0	0.00%	1	25.00%	0	0.00%

DUPLICATEDROP	5	2	40.00%	0	0.00%	2	40.00%	0	0.00%	1	20.00%	0	0.00%
DUPLICATEMORE2	4	2	50.00%	1	25.00%	0	0.00%	0	0.00%	1	25.00%	0	0.00%
MISSBABY	112	89	79.46%	22	19.64%	0	0.00%	0	0.00%	0	0.00%	1	0.89%
BABYELSE	3	3	100.00%	0	0.00%	0	0.00%	0	0.00%	0	0.00%	0	0.00%
MISSFOSTER	112	110	98.21%	1	0.89%	0	0.00%	0	0.00%	0	0.00%	0	0.00%
FOSTERELSE	0	0	0.00%	0	0.00%	0	0.00%	0	0.00%	0	0.00%	0	0.00%
MISSCHILD	110	108	98.18%	2	1.82%	0	0.00%	0	0.00%	0	0.00%	0	0.00%
CHILDELSE	1	1	100.00%	0	0.00%	0	0.00%	0	0.00%	0	0.00%	0	0.00%
MISSREL	113	106	93.81%	3	2.65%	2	1.77%	1	0.88%	0	0.00%	1	0.88%
RELELSE	9	6	66.67%	2	22.22%	1	11.11%	0	0.00%	0	0.00%	0	0.00%
MISSROOM	113	110	97.35%	1	0.88%	1	0.88%	1	0.88%	0	0.00%	0	0.00%
ROOMELSE	0	0	0.00%	0	0.00%	0	0.00%	0	0.00%	0	0.00%	0	0.00%
MISSOFTEN	113	113	100.00%	0	0.00%	0	0.00%	0	0.00%	0	0.00%	0	0.00%
OFTENELSE	1	1	100.00%	0	0.00%	0	0.00%	0	0.00%	0	0.00%	0	0.00%
MISSTEMP	113	111	98.23%	2	1.77%	0	0.00%	0	0.00%	0	0.00%	0	0.00%
TEMPELSE	0	0	0.00%	0	0.00%	0	0.00%	0	0.00%	0	0.00%	0	0.00%
ADDFN	15	11	73.33%	5	33.33%	1	6.67%	0	0.00%	0	0.00%	0	0.00%
ADDAGE	15	14	93.33%	1	6.67%	0	0.00%	0	0.00%	0	0.00%	0	0.00%
UNDELETE	2	0	0.00%	0	0.00%	0	0.00%	0	0.00%	1	50.00%	1	50.00%
Total	1,199	1,087	90.66%	76	6.34%	11	0.92%	3	0.25%	5	0.42%	14	1.17%

Source: BY LANGUAGE CFU Frequencies.xlsx

MODULE D: INTERVIEWER QUESTION ASKING BEHAVIOR - MIXED ENGLISH/SPANISH

	Total Count	ES		MC		V+		V-		S		I/O	
		N	%	N	%	N	%	N	%	N	%	N	%
DINTRO	0	0	0%	0	0%	0	0%	0	0%	0	0%	0	0%
DEDITNAME	2	1	50%	0	0%	0	0%	0	0%	0	0%	0	0%
DROSTERPN	0	0	0%	0	0%	0	0%	0	0%	0	0%	0	0%
DROSTERP1	0	0	0%	0	0%	0	0%	0	0%	0	0%	0	0%
DWHODK	0	0	0%	0	0%	0	0%	0	0%	0	0%	0	0%
DUPLICATEMORE1	0	0	0%	0	0%	0	0%	0	0%	0	0%	0	0%
DUPLICATEKEEP	0	0	0%	0	0%	0	0%	0	0%	0	0%	0	0%
DUPLICATEDROP	0	0	0%	0	0%	0	0%	0	0%	0	0%	0	0%
DUPLICATEMORE2	0	0	0%	0	0%	0	0%	0	0%	0	0%	0	0%
MISSBABY	1	1	100%	0	0%	0	0%	0	0%	0	0%	0	0%
BABYELSE	0	0	0%	0	0%	0	0%	0	0%	0	0%	0	0%
MISSFOSTER	0	0	0%	0	0%	0	0%	0	0%	0	0%	0	0%
FOSTERELSE	0	0	0%	0	0%	0	0%	0	0%	0	0%	0	0%
MISSCHILD	0	0	0%	0	0%	0	0%	0	0%	0	0%	0	0%
CHILDELSE	0	0	0%	0	0%	0	0%	0	0%	0	0%	0	0%
MISSREL	0	0	0%	0	0%	0	0%	0	0%	0	0%	0	0%

RELELSE	0	0	0%	0	0%	0	0%	0	0%	0	0%	0	0%
MISSROOM	0	0	0%	0	0%	0	0%	0	0%	0	0%	0	0%
ROOMELSE	0	0	0%	0	0%	0	0%	0	0%	0	0%	0	0%
MISSOFTEN	0	0	0%	0	0%	0	0%	0	0%	0	0%	0	0%
OFTENELSE	0	0	0%	0	0%	0	0%	0	0%	0	0%	0	0%
MISSTEMP	0	0	0%	0	0%	0	0%	0	0%	0	0%	0	0%
TEMPELSE	0	0	0%	0	0%	0	0%	0	0%	0	0%	0	0%
ADDFN	0	0	0%	0	0%	0	0%	0	0%	0	0%	0	0%
ADDAGE	0	0	0%	0	0%	0	0%	0	0%	0	0%	0	0%
UNDELETE	0	0	0%	0	0%	0	0%	0	0%	0	0%	0	0%
Total	2	2	100%	0	0%	0	0%	0	0%	0	0%	0	0%

Source: BY LANGUAGE CFU Frequencies.xlsx

Appendix E: Movers

This section determines whether or not anyone moved out on or around April 1, 2010. This section is asked only if there is more than one person on the roster.

MODULE E: INTERVIEWER QUESTION ASKING BEHAVIOR

	Total Count	ES		MC		V+		V-		S		I/O	
		N	%	N	%	N	%	N	%	N	%	N	%
EMVOUT	216	209	96.76%	4	1.85%	1	0.46%	1	0.46%	0	0.00%	1	0.46%
MVOUTNAME	7	1	14.29%	3	42.86%	2	28.57%	0	0.00%	1	14.29%	0	0.00%
MVDATE	8	6	75.00%	0	0.00%	2	25.00%	0	0.00%	0	0.00%	0	0.00%
BOAMVOUT	3	3	100.00%	0	0.00%	0	0.00%	0	0.00%	0	0.00%	0	0.00%
CDOM	6	5	83.33%	0	0.00%	1	16.67%	0	0.00%	0	0.00%	0	0.00%
MVBACK	8	7	87.50%	1	12.50%	0	0.00%	0	0.00%	0	0.00%	0	0.00%
Total	248	231	93.15%	8	3.23%	6	2.42%	1	0.40%	1	0.40%	1	0.40%

Source: BY LANGUAGE CFU Frequencies.xlsx

MODULE E: INTERVIEWER QUESTION ASKING BEHAVIOR- ENGLISH

	Total Count	ES		MC		V+		V-		S		I/O	
		N	%	N	%	N	%	N	%	N	%	N	%
EMVOUT	109	106	97.25%	2	1.83%	1	0.92%	0	0.00%	0	0.00%	0	0.00%
MVOUTNAME	2	0	0.00%	2	100.00%	0	0.00%	0	0.00%	0	0.00%	0	0.00%
MVDATE	4	2	50.00%	0	0.00%	2	50.00%	0	0.00%	0	0.00%	0	0.00%
BOAMVOUT	1	1	100.00%	0	0.00%	0	0.00%	0	0.00%	0	0.00%	0	0.00%
CDOM	3	2	66.67%	0	0.00%	1	33.33%	0	0.00%	0	0.00%	0	0.00%
MVBACK	4	4	100.00%	0	0.00%	0	0.00%	0	0.00%	0	0.00%	0	0.00%
Total	123	115	93.50%	4	3.25%	4	3.25%	0	0.00%	0	0.00%	0	0.00%

Source: BY LANGUAGE CFU Frequencies.xlsx

MODULE E: INTERVIEWER QUESTION ASKING BEHAVIOR-SPANISH

	Total Count	ES		MC		V+		V-		S		I/O	
		N	%	N	%	N	%	N	%	N	%	N	%
EMVOUT	104	101	97.12%	2	1.92%	0	0.00%	1	0.96%	0	0.00%	0	0.00%
MVOUTNAME	3	0	0.00%	1	33.33%	2	66.67%	0	0.00%	0	0.00%	0	0.00%
MVDATE	4	4	100.00%	0	0.00%	0	0.00%	0	0.00%	0	0.00%	0	0.00%
BOAMVOUT	2	2	100.00%	0	0.00%	0	0.00%	0	0.00%	0	0.00%	0	0.00%
CDOM	3	3	100.00%	0	0.00%	0	0.00%	0	0.00%	0	0.00%	0	0.00%
MVBACK	4	3	75.00%	1	25.00%	0	0.00%	0	0.00%	0	0.00%	0	0.00%
Total	120	113	94.17%	4	3.33%	2	1.67%	1	0.83%	0	0.00%	0	0.00%

Source: BY LANGUAGE CFU Frequencies.xlsx

MODULE E: RESPONDENT RESPONSE BEHAVIOR																	
	Total Count	CA		CWI		UCA		QA		CL		DK		REF		I/O	
		N	%	N	%	N	%	N	%	N	%	N	%	N	%	N	%
EMVOUT	216	180	83.33%	3	1.39%	3	1.39%	1	0.46%	17	7.87%	2	0.93%	0	0.00%	9	4.17%
MVOUTNAME	6	3	50.00%	0	0.00%	0	0.00%	0	0.00%	1	16.67%	0	0.00%	0	0.00%	0	0.00%
MVDATE	8	2	25.00%	0	0.00%	2	25.00%	2	25.00%	0	0.00%	2	25.00%	0	0.00%	0	0.00%
BOAMVOUT	3	2	66.67%	0	0.00%	0	0.00%	0	0.00%	0	0.00%	1	33.33%	0	0.00%	0	0.00%
CDOM	6	4	66.67%	0	0.00%	0	0.00%	1	16.67%	1	16.67%	0	0.00%	0	0.00%	0	0.00%
MVBACK	8	6	75.00%	0	0.00%	1	12.50%	1	12.50%	0	0.00%	0	0.00%	0	0.00%	0	0.00%
Total	247	197	79.76%	3	1.21%	6	2.43%	5	2.02%	19	7.69%	5	2.02%	0	0.00%	9	3.64%

Source: BY LANGUAGE CFU Frequencies.xlsx

MODULE E: RESPONDENT RESPONSE BEHAVIOR-ENGLISH																	
	Total Count	CA		CWI		UCA		QA		CL		DK		REF		I/O	
		N	%	N	%	N	%	N	%	N	%	N	%	N	%	N	%
EMVOUT	109	93	85.32%	1	0.92%	1	0.92%	0	0.00%	9	0.00%	1	0.00%	0	0.00%	4	3.67%
MVOUTNAME	2	0	0.00%	0	0.00%	0	0.00%	0	0.00%	0	0.00%	0	0.00%	0	0.00%	0	0.00%
MVDATE	4	2	50.00%	0	0.00%	1	25.00%	1	25.00%	0	0.00%	0	0.00%	0	0.00%	0	0.00%
BOAMVOUT	1	1	100.00%	0	0.00%	0	0.00%	0	0.00%	0	0.00%	0	0.00%	0	0.00%	0	0.00%
CDOM	3	3	100.00%	0	0.00%	0	0.00%	0	0.00%	0	0.00%	0	0.00%	0	0.00%	0	0.00%
MVBACK	4	3	75.00%	0	0.00%	1	25.00%	0	0.00%	0	0.00%	0	0.00%	0	0.00%	0	0.00%
Total	123	102	82.93%	1	0.81%	3	2.44%	1	0.81%	9	7.32%	1	0.81%	0	0.00%	4	3.25%

Source: BY LANGUAGE CFU Frequencies.xlsx

MODULE E: RESPONDENT RESPONSE BEHAVIOR-SPANISH																	
	Total Count	CA		CWI		UCA		QA		CL		DK		REF		I/O	
		N	%	N	%	N	%	N	%	N	%	N	%	N	%	N	%
EMVOUT	104	85	81.73%	2	1.92%	2	1.92%	1	0.96%	8	7.69%	1	0.00%	0	0.00%	5	4.81%
MVOUTNAME	3	2	66.67%	0	0.00%	0	0.00%	0	0.00%	1	33.33%	0	0.00%	0	0.00%	0	0.00%
MVDATE	4	0	0.00%	0	0.00%	1	0.00%	1	25.00%	0	0.00%	2	0.00%	0	0.00%	0	0.00%
BOAMVOUT	2	1	50.00%	0	0.00%	0	0.00%	0	0.00%	0	0.00%	1	0.00%	0	0.00%	0	0.00%
CDOM	3	1	33.33%	0	0.00%	0	0.00%	1	33.33%	1	33.33%	0	0.00%	0	0.00%	0	0.00%
MVBACK	4	3	75.00%	0	0.00%	0	0.00%	1	25.00%	0	0.00%	0	0.00%	0	0.00%	0	0.00%
Total	120	92	76.67%	2	1.67%	3	2.50%	4	3.33%	10	8.33%	4	3.33%	0	0.00%	5	4.17%

Source: BY LANGUAGE CFU Frequencies.xlsx

Appendix F: Module F: Alternative Addresses

This section asks about alternative addresses household members may have had. This ensures that every individual is counted in the census only once. For each additional place a roster member is listed as living or staying, it is determined how much time was spent at the alternative location as well as more specific identifying information about the location.

MODULE F: INTERVIEWER QUESTION ASKING BEHAVIOR

	Total Count	ES		MC		V+		V-		S		I/O	
		N	%	N	%	N	%	N	%	N	%	N	%
FINTRO	232	227	97.84%	4	1.72%	0	0.00%	0	0.00%	0	0.00%	1	0.43%
FCOLYN	131	128	97.71%	2	1.53%	0	0.00%	0	0.00%	0	0.00%	1	0.76%
COLNAME	43	24	55.81%	3	6.98%	14	0.00%	0	0.00%	2	0.00%	0	0.00%
COLWHERE	51	46	90.20%	4	7.84%	1	0.00%	0	0.00%	0	0.00%	0	0.00%
COLADDRESS	19	11	57.89%	7	36.84%	1	0.00%	0	0.00%	0	0.00%	0	0.00%
UNAME	19	12	63.16%	1	5.26%	6	0.00%	0	0.00%	0	0.00%	0	0.00%
FSC	150	147	98.00%	2	1.33%	0	0.00%	0	0.00%	0	0.00%	1	0.67%
SCNAME	5	3	60.00%	2	40.00%	0	0.00%	0	0.00%	0	0.00%	1	20.00%
SCADDRESS	3	1	33.33%	1	33.33%	0	0.00%	0	0.00%	0	0.00%	1	33.33%
SCSAPA	1	1	100.00%	0	0.00%	0	0.00%	0	0.00%	0	0.00%	0	0.00%
FMILYN	230	227	98.70%	1	0.43%	0	0.00%	0	0.00%	1	0.43%	1	0.43%
MILNAME	2	0	0.00%	0	0.00%	2	0.00%	0	0.00%	0	0.00%	0	0.00%
MILOVERSEAS	2	2	100.00%	0	0.00%	0	0.00%	0	0.00%	0	0.00%	0	0.00%
FJOB	229	226	98.69%	2	0.87%	0	0.00%	0	0.00%	1	0.00%	0	0.00%
JOBNAME	5	3	60.00%	0	0.00%	1	0.00%	0	0.00%	1	0.00%	0	0.00%
JOBPL	4	3	75.00%	1	25.00%	0	0.00%	0	0.00%	0	0.00%	0	0.00%
JOBADDRESS	2	2	100.00%	0	0.00%	0	0.00%	0	0.00%	0	0.00%	0	0.00%
FVAC*	228	226	99.12%	0	0.00%	0	0.00%	0	0.00%	0	0.00%	1	0.44%
VACNAME	11	3	27.27%	1	9.09%	6	54.55%	0	0.00%	1	9.09%	0	0.00%
VACADDRESS	11	7	63.64%	2	18.18%	0	0.00%	1	9.09%	1	9.09%	0	0.00%
VACSAPA	5	4	80.00%	0	0.00%	1	20.00%	0	0.00%	0	0.00%	0	0.00%
FOTH	232	222	95.69%	7	3.02%	0	0.00%	1	0.43%	1	0.43%	1	0.43%
OTHNAME	3	2	66.67%	1	33.33%	0	0.00%	0	0.00%	0	0.00%	0	0.00%
OTHADDRESS*	6	4	66.67%	1	16.67%	1	16.67%	0	0.00%	0	0.00%	0	0.00%
MOSTTIME	50	42	84.00%	7	14.00%	0	0.00%	0	0.00%	0	0.00%	0	0.00%
CYCLE	13	10	76.92%	2	15.38%	0	0.00%	0	0.00%	0	0.00%	1	7.69%
MOREMON	11	10	90.91%	0	0.00%	0	0.00%	0	0.00%	0	0.00%	1	9.09%
MOREYR	1	1	100.00%	0	0.00%	0	0.00%	0	0.00%	0	0.00%	0	0.00%
STAYAPR1	8	4	50.00%	4	50.00%	0	0.00%	0	0.00%	0	0.00%	0	0.00%
GQTRAN*	237	214	90.30%	21	8.86%	0	0.00%	0	0.00%	0	0.00%	1	0.42%
GQAL	240	229	95.42%	7	2.92%	0	0.00%	0	0.00%	1	0.42%	3	1.25%
GQNH	235	227	96.60%	6	2.55%	0	0.00%	0	0.00%	0	0.00%	2	0.85%

GQJAIL	238	236	99.16%	1	0.42%	0	0.00%	0	0.00%	1	0.42%	0	0.00%
GQSHELTER	236	232	98.31%	2	0.85%	0	0.00%	0	0.00%	0	0.00%	2	0.85%
GQHOME	237	233	98.31%	0	0.00%	1	0.42%	1	0.42%	1	0.42%	1	0.42%
GQOTHERTYPE	240	234	97.50%	2	0.83%	0	0.00%	1	0.42%	1	0.42%	2	0.83%
GQALNH	5	4	80.00%	0	0.00%	0	0.00%	0	0.00%	0	0.00%	1	20.00%
FGQYN*	860	814	94.65%	26	3.02%	3	0.35%	7	0.81%	2	0.23%	6	0.70%
FGQADDRESS	4	4	100.00%	0	0.00%	0	0.00%	0	0.00%	0	0.00%	0	0.00%
GQTYPE	2	2	100.00%	0	0.00%	0	0.00%	0	0.00%	0	0.00%	0	0.00%
Total	4,241	4,027	94.95%	120	2.83%	37	0.87%	11	0.26%	14	0.33%	28	0.66%

Source: BY LANGUAGE CFU Frequencies.xlsx

MODULE F: INTERVIEWER QUESTION ASKING BEHAVIOR-ENGLISH

	Total Count	ES		MC		V+		V-		S		I/O	
		N	%	N	%	N	%	N	%	N	%	N	%
FINTRO	118	115	97.46%	3	2.54%	0	0.00%	0	0.00%	0	0.00%	0	0.00%
FCOLYN	64	62	96.88%	2	3.13%	0	0.00%	0	0.00%	0	0.00%	0	0.00%
COLNAME	30	19	63.33%	3	10.00%	7	23.33%	0	0.00%	1	3.33%	0	0.00%
COLWHERE	38	36	94.74%	2	5.26%	0	0.00%	0	0.00%	0	0.00%	0	0.00%
COLADDRESS	15	9	60.00%	6	40.00%	0	0.00%	0	0.00%	0	0.00%	0	0.00%
UNAME	15	10	66.67%	1	6.67%	4	26.67%	0	0.00%	0	0.00%	0	0.00%
FSC	62	61	98.39%	1	1.61%	0	0.00%	0	0.00%	0	0.00%	0	0.00%
SCNAME	2	1	50.00%	1	50.00%	0	0.00%	0	0.00%	0	0.00%	0	0.00%
SCADDRESS	0	0	0.00%	0	0.00%	0	0.00%	0	0.00%	0	0.00%	0	0.00%
SCSAPA	0	0	0.00%	0	0.00%	0	0.00%	0	0.00%	0	0.00%	0	0.00%
FMLYN	117	117	100.00%	0	0.00%	0	0.00%	0	0.00%	0	0.00%	0	0.00%
MILNAME	2	0	0.00%	0	0.00%	2	100.00%	0	0.00%	0	0.00%	0	0.00%
MILOVERSEAS	2	2	100.00%	0	0.00%	0	0.00%	0	0.00%	0	0.00%	0	0.00%
MILWHERE	0	0	0.00%	0	0.00%	0	0.00%	0	0.00%	0	0.00%	0	0.00%
MILADDRESS	0	0	0.00%	0	0.00%	0	0.00%	0	0.00%	0	0.00%	0	0.00%
FJOB	118	118	100.00%	0	0.00%	0	0.00%	0	0.00%	0	0.00%	0	0.00%
JOBNAME	3	1	33.33%	0	0.00%	1	33.33%	0	0.00%	1	33.33%	0	0.00%
JOBPL	3	2	66.67%	1	33.33%	0	0.00%	0	0.00%	0	0.00%	0	0.00%
JOBADDRESS	1	1	100.00%	0	0.00%	0	0.00%	0	0.00%	0	0.00%	0	0.00%
FVAC	116	115	99.14%	0	0.00%	0	0.00%	0	0.00%	0	0.00%	0	0.00%
VACNAME	10	3	30.00%	1	10.00%	5	50.00%	0	0.00%	1	10.00%	0	0.00%
VACADDRESS	10	6	60.00%	2	20.00%	0	0.00%	1	10.00%	1	10.00%	0	0.00%
VACSAPA	5	4	80.00%	0	0.00%	1	20.00%	0	0.00%	0	0.00%	0	0.00%
FOTH	119	114	95.80%	5	4.20%	0	0.00%	0	0.00%	0	0.00%	0	0.00%
OTHNAME	3	2	66.67%	1	33.33%	0	0.00%	0	0.00%	0	0.00%	0	0.00%
OTHADDRESS	6	4	66.67%	1	16.67%	1	16.67%	0	0.00%	0	0.00%	0	0.00%
MOSTTIME	39	34	87.18%	4	10.26%	0	0.00%	0	0.00%	0	0.00%	0	0.00%
CYCLE	8	7	87.50%	1	0.00%	0	0.00%	0	0.00%	0	0.00%	0	0.00%

MOREWEEK	0	0	0.00%	0	0.00%	0	0.00%	0	0.00%	0	0.00%	0	0.00%
MOREMON	6	6	100.00%	0	0.00%	0	0.00%	0	0.00%	0	0.00%	0	0.00%
MOREYR	1	1	100.00%	0	0.00%	0	0.00%	0	0.00%	0	0.00%	0	0.00%
STAYAPRI	5	2	40.00%	3	0.00%	0	0.00%	0	0.00%	0	0.00%	0	0.00%
GQTRAN	121	113	93.39%	8	0.00%	0	0.00%	0	0.00%	0	0.00%	0	0.00%
GQAL	121	116	95.87%	5	0.00%	0	0.00%	0	0.00%	0	0.00%	0	0.00%
GQNH	118	116	98.31%	2	0.00%	0	0.00%	0	0.00%	0	0.00%	0	0.00%
GQJAIL	122	121	99.18%	1	0.00%	0	0.00%	0	0.00%	0	0.00%	0	0.00%
GQSHELTER	119	119	100.00%	0	0.00%	0	0.00%	0	0.00%	0	0.00%	0	0.00%
GQHOME	119	118	99.16%	0	0.00%	1	0.84%	0	0.00%	0	0.00%	0	0.00%
GQOVERTYPE	121	119	98.35%	2	1.65%	0	0.00%	0	0.00%	0	0.00%	0	0.00%
GQALNH	2	2	100.00%	0	0.00%	0	0.00%	0	0.00%	0	0.00%	0	0.00%
FGQYN	342	317	92.69%	21	6.14%	2	0.58%	0	0.00%	1	0.29%	0	0.00%
FGQADDRESS	4	4	100.00%	0	0.00%	0	0.00%	0	0.00%	0	0.00%	0	0.00%
GQTYPE	1	1	100.00%	0	0.00%	0	0.00%	0	0.00%	0	0.00%	0	0.00%
Total	2,108	1,998	94.78%	77	3.65%	24	1.14%	1	0.05%	5	0.24%	0	0.00%

Source: BY LANGUAGE CFU Frequencies.xlsx

MODULE F: INTERVIEWER QUESTION ASKING BEHAVIOR-SPANISH

	Total Count	ES		MC		V+		V-		S		I/O	
		N	%	N	%	N	%	N	%	N	%	N	%
FINTRO	104	103	99.04%	1	0.96%	0	0.00%	0	0.00%	0	0.00%	0	0.00%
FCOLYN	66	66	100.00%	0	0.00%	0	0.00%	0	0.00%	0	0.00%	0	0.00%
COLNAME	10	5	50.00%	0	0.00%	5	50.00%	0	0.00%	0	0.00%	0	0.00%
COLWHERE	13	10	76.92%	2	15.38%	1	7.69%	0	0.00%	0	0.00%	0	0.00%
COLADDRESS	4	2	50.00%	1	25.00%	1	25.00%	0	0.00%	0	0.00%	0	0.00%
UNAME	4	2	50.00%	0	0.00%	2	50.00%	0	0.00%	0	0.00%	0	0.00%
FSC	87	86	98.85%	1	1.15%	0	0.00%	0	0.00%	0	0.00%	0	0.00%
SCNAME	2	1	50.00%	1	50.00%	0	0.00%	0	0.00%	0	0.00%	0	0.00%
SCADDRESS	2	1	50.00%	1	50.00%	0	0.00%	0	0.00%	0	0.00%	0	0.00%
SCSAPA	1	1	100.00%	0	0.00%	0	0.00%	0	0.00%	0	0.00%	0	0.00%
FMIILYN	110	109	99.09%	1	0.91%	0	0.00%	0	0.00%	0	0.00%	0	0.00%
MILNAME	0	0	0.00%	0	0.00%	0	0.00%	0	0.00%	0	0.00%	0	0.00%
MILOVERSEAS	0	0	0.00%	0	0.00%	0	0.00%	0	0.00%	0	0.00%	0	0.00%
MILWHERE	0	0	0.00%	0	0.00%	0	0.00%	0	0.00%	0	0.00%	0	0.00%
MILADDRESS	0	0	0.00%	0	0.00%	0	0.00%	0	0.00%	0	0.00%	0	0.00%
FJOB	110	108	98.18%	2	1.82%	0	0.00%	0	0.00%	0	0.00%	0	0.00%
JOBNAME	2	2	100.00%	0	0.00%	0	0.00%	0	0.00%	0	0.00%	0	0.00%
JOBPL	1	1	100.00%	0	0.00%	0	0.00%	0	0.00%	0	0.00%	0	0.00%
JOBADDRESS	1	1	100.00%	0	0.00%	0	0.00%	0	0.00%	0	0.00%	0	0.00%
FVAC	111	111	100.00%	0	0.00%	0	0.00%	0	0.00%	0	0.00%	0	0.00%
VACNAME	1	0	0.00%	0	0.00%	1	100.00%	0	0.00%	0	0.00%	0	0.00%

VACADDRESS	1	1	100.00%	0	0.00%	0	0.00%	0	0.00%	0	0.00%	0	0.00%
VACSAPA	0	0	0.00%	0	0.00%	0	0.00%	0	0.00%	0	0.00%	0	0.00%
FOTH	110	107	97.27%	2	1.82%	0	0.00%	1	0.91%	0	0.00%	0	0.00%
OTHNAME	0	0	0.00%	0	0.00%	0	0.00%	0	0.00%	0	0.00%	0	0.00%
OTHADDRESS	0	0	0.00%	0	0.00%	0	0.00%	0	0.00%	0	0.00%	0	0.00%
MOSTTIME	9	7	77.78%	2	22.22%	0	0.00%	0	0.00%	0	0.00%	0	0.00%
CYCLE	4	3	75.00%	1	25.00%	0	0.00%	0	0.00%	0	0.00%	0	0.00%
MOREWEEK	0	0	0.00%	0	0.00%	0	0.00%	0	0.00%	0	0.00%	0	0.00%
MOREMON	4	4	100.00%	0	0.00%	0	0.00%	0	0.00%	0	0.00%	0	0.00%
MOREYR	0	0	0.00%	0	0.00%	0	0.00%	0	0.00%	0	0.00%	0	0.00%
STAYAPRI	3	2	66.67%	1	33.33%	0	0.00%	0	0.00%	0	0.00%	0	0.00%
GQTRAN	99	85	85.86%	13	13.13%	0	0.00%	0	0.00%	0	0.00%	0	0.00%
GQAL	100	98	98.00%	2	2.00%	0	0.00%	0	0.00%	0	0.00%	0	0.00%
GQNH	101	97	96.04%	4	3.96%	0	0.00%	0	0.00%	0	0.00%	0	0.00%
GQJAIL	115	115	100.00%	0	0.00%	0	0.00%	0	0.00%	0	0.00%	0	0.00%
GQSHELTER	114	112	98.25%	1	0.88%	0	0.00%	0	0.00%	0	0.00%	0	0.00%
GQHOME	115	114	99.13%	0	0.00%	1	0.87%	0	0.00%	0	0.00%	0	0.00%
GQOTHERTYPE	114	113	99.12%	0	0.00%	1	0.88%	0	0.00%	0	0.00%	0	0.00%
GQALNH	2	2	100.00%	0	0.00%	0	0.00%	0	0.00%	0	0.00%	0	0.00%
FGQYN	502	488	97.21%	5	1.00%	1	0.20%	7	1.39%	0	0.00%	1	0.20%
FGQADDRESS	0	0	0.00%	0	0.00%	0	0.00%	0	0.00%	0	0.00%	0	0.00%
GQTYPE	1	1	100.00%	0	0.00%	0	0.00%	0	0.00%	0	0.00%	0	0.00%
Total	2,023	1,958	96.79%	41	2.03%	13	0.64%	8	0.40%	0	0.00%	1	0.05%

Source: BY LANGUAGE CFU Frequencies.xlsx

MODULE F: INTERVIEWER QUESTION ASKING BEHAVIOR-SPANISH PR

	Total Count	ES		MC		V+		V-		S		I/O	
		N	%	N	%	N	%	N	%	N	%	N	%
FINTRO	0	0	0%	0	0%	0	0%	0	0%	0	0%	0	0%
FCOLYN	0	0	0%	0	0%	0	0%	0	0%	0	0%	0	0%
COLNAME	0	0	0%	0	0%	0	0%	0	0%	0	0%	0	0%
COLWHERE	0	0	0%	0	0%	0	0%	0	0%	0	0%	0	0%
COLADDRESS	0	0	0%	0	0%	0	0%	0	0%	0	0%	0	0%
UNAME	0	0	0%	0	0%	0	0%	0	0%	0	0%	0	0%
FSC	0	0	0%	0	0%	0	0%	0	0%	0	0%	0	0%
SCNAME	0	0	0%	0	0%	0	0%	0	0%	0	0%	0	0%
SCADDRESS	0	0	0%	0	0%	0	0%	0	0%	0	0%	0	0%
SCSAPA	0	0	0%	0	0%	0	0%	0	0%	0	0%	0	0%
FMIYN	0	0	0%	0	0%	0	0%	0	0%	0	0%	0	0%
MILNAME	0	0	0%	0	0%	0	0%	0	0%	0	0%	0	0%
MILOVERSEAS	0	0	0%	0	0%	0	0%	0	0%	0	0%	0	0%

MILWHERE	0	0	0%	0	0%	0	0%	0	0%	0	0%	0	0%
MILADDRESS	0	0	0%	0	0%	0	0%	0	0%	0	0%	0	0%
FJOB	0	0	0%	0	0%	0	0%	0	0%	0	0%	0	0%
JOBNAME	0	0	0%	0	0%	0	0%	0	0%	0	0%	0	0%
JOBPL	0	0	0%	0	0%	0	0%	0	0%	0	0%	0	0%
JOBADDRESS	0	0	0%	0	0%	0	0%	0	0%	0	0%	0	0%
FVAC	0	0	0%	0	0%	0	0%	0	0%	0	0%	0	0%
VACNAME	0	0	0%	0	0%	0	0%	0	0%	0	0%	0	0%
VACADDRESS	0	0	0%	0	0%	0	0%	0	0%	0	0%	0	0%
VACSAPA	0	0	0%	0	0%	0	0%	0	0%	0	0%	0	0%
FOTH	0	0	0%	0	0%	0	0%	0	0%	0	0%	0	0%
OTHNAME	0	0	0%	0	0%	0	0%	0	0%	0	0%	0	0%
OTHADDRESS	0	0	0%	0	0%	0	0%	0	0%	0	0%	0	0%
MOSTTIME	0	0	0%	0	0%	0	0%	0	0%	0	0%	0	0%
CYCLE	0	0	0%	0	0%	0	0%	0	0%	0	0%	0	0%
MOREWEEK	0	0	0%	0	0%	0	0%	0	0%	0	0%	0	0%
MOREMON	0	0	0%	0	0%	0	0%	0	0%	0	0%	0	0%
MOREYR	0	0	0%	0	0%	0	0%	0	0%	0	0%	0	0%
STAYAPR1	0	0	0%	0	0%	0	0%	0	0%	0	0%	0	0%
GQTRAN	13	13	100%	0	0%	0	0%	0	0%	0	0%	0	0%
GQAL	15	15	100%	0	0%	0	0%	0	0%	0	0%	0	0%
GQNH	14	14	100%	0	0%	0	0%	0	0%	0	0%	0	0%
GQJAIL	0	0	0%	0	0%	0	0%	0	0%	0	0%	0	0%
GQSHELTER	0	0	0%	0	0%	0	0%	0	0%	0	0%	0	0%
GQHOME	0	0	0%	0	0%	0	0%	0	0%	0	0%	0	0%
GQOTHERTYPE	1	1	100%	0	0%	0	0%	0	0%	0	0%	0	0%
GQALNH	0	0	0%	0	0%	0	0%	0	0%	0	0%	0	0%
FGQYN	6	6	100%	0	0%	0	0%	0	0%	0	0%	0	0%
FGQADDRESS	0	0	0%	0	0%	0	0%	0	0%	0	0%	0	0%
GQTYPE	0	0	0%	0	0%	0	0%	0	0%	0	0%	0	0%
Total	49	49	100%	0	0%	0	0%	0	0%	0	0%	0	0%

Source: BY LANGUAGE CFU Frequencies.xlsx

MODULE F: RESPONDENT RESPONSE BEHAVIOR																	
	Total Count	CA		CWI		UCA		QA		CL		DK		REF		I/O	
		N	%	N	%	N	%	N	%	N	%	N	%	N	%		
FCOLYN*	131	97	74.05%	9	6.87%	3	2.29%	6	4.58%	7	5.34%	0	0.00%	0	0.00%	7	5.34%
COLNAME	41	37	90.24%	1	2.44%	0	0.00%	0	0.00%	0	0.00%	0	0.00%	0	0.00%	3	7.32%
COLWHERE	51	33	64.71%	7	13.73%	4	7.84%	0	0.00%	2	3.92%	0	0.00%	0	0.00%	5	9.80%
COLADDRESS	19	4	21.05%	0	0.00%	4	21.05%	0	0.00%	1	5.26%	9	47.37%	0	0.00%	1	5.26%

UNAME	19	17	89.47%	0	0.00%	0	0.00%	1	0.00%	0	0.00%	0	0.00%	0	0.00%	1	5.26%
FSC*	150	141	94.00%	1	0.67%	2	1.33%	0	0.00%	2	1.33%	0	0.00%	0	0.00%	3	2.00%
SCNAME*	5	2	40.00%	0	0.00%	0	0.00%	0	0.00%	1	20.00%	0	0.00%	0	0.00%	1	20.00%
SCADDRESS*	3	1	33.33%	0	0.00%	0	0.00%	0	0.00%	0	0.00%	1	33.33%	0	0.00%	0	0.00%
SCSAPA	1	0	0.00%	0	0.00%	0	0.00%	0	0.00%	1	100.00%	0	0.00%	0	0.00%	0	0.00%
FMLYN*	229	210	91.70%	1	0.44%	4	1.75%	1	0.00%	3	1.31%	0	0.00%	0	0.00%	8	3.49%
MILNAME	2	1	50.00%	0	0.00%	0	0.00%	0	0.00%	0	0.00%	0	0.00%	0	0.00%	1	50.00%
MILOVERSEAS	2	1	50.00%	0	0.00%	0	0.00%	0	0.00%	1	50.00%	0	0.00%	0	0.00%	0	0.00%
FJOB	228	210	92.11%	0	0.00%	1	0.44%	0	0.00%	6	2.63%	2	0.88%	0	0.00%	9	3.95%
JOBNAME	4	4	100.00%	0	0.00%	0	0.00%	0	0.00%	0	0.00%	0	0.00%	0	0.00%	0	0.00%
JOBPL	4	4	100.00%	0	0.00%	0	0.00%	0	0.00%	0	0.00%	0	0.00%	0	0.00%	0	0.00%
JOBADDRESS	2	2	100.00%	0	0.00%	0	0.00%	0	0.00%	0	0.00%	0	0.00%	0	0.00%	0	0.00%
FVAC*	227	204	89.87%	5	2.20%	2	0.88%	0	0.00%	6	2.64%	0	0.00%	0	0.00%	8	3.52%
VACNAME	10	7	70.00%	2	20.00%	0	0.00%	0	0.00%	1	10.00%	0	0.00%	0	0.00%	0	0.00%
VACADDRESS	10	5	50.00%	0	0.00%	0	0.00%	0	0.00%	3	30.00%	2	20.00%	0	0.00%	0	0.00%
VACSAPA	5	4	80.00%	0	0.00%	0	0.00%	0	0.00%	0	0.00%	1	20.00%	0	0.00%	0	0.00%
FOTH*	231	213	92.21%	3	1.30%	2	0.87%	0	0.00%	2	0.87%	0	0.00%	0	0.00%	10	4.33%
OTHNAME	3	2	66.67%	0	0.00%	0	0.00%	0	0.00%	1	33.33%	0	0.00%	0	0.00%	0	0.00%
OTHADDRESS	6	2	33.33%	0	0.00%	1	16.67%	0	0.00%	1	16.67%	2	33.33%	0	0.00%	0	0.00%
MOSTTIME	49	32	65.31%	5	10.20%	6	12.24%	0	0.00%	3	6.12%	0	0.00%	0	0.00%	3	6.12%
CYCLE*	13	8	61.54%	1	7.69%	2	15.38%	0	0.00%	1	7.69%	0	0.00%	0	0.00%	0	0.00%
MOREMON	11	10	90.91%	0	0.00%	0	0.00%	0	0.00%	0	0.00%	0	0.00%	0	0.00%	1	9.09%
MOREYR	1	0	0.00%	0	0.00%	0	0.00%	0	0.00%	1	100.00%	0	0.00%	0	0.00%	0	0.00%
STAYAPRI	8	0	0.00%	3	37.50%	1	12.50%	1	12.50%	1	12.50%	2	25.00%	0	0.00%	0	0.00%
GQAL*	239	209	87.45%	3	1.26%	5	2.09%	1	0.42%	11	4.60%	0	0.00%	0	0.00%	7	2.93%
GQNH*	235	214	91.06%	1	0.43%	1	0.43%	0	0.00%	6	2.55%	0	0.00%	0	0.00%	11	4.68%
GQJAIL	237	221	93.25%	1	0.42%	1	0.42%	1	0.42%	2	0.84%	0	0.00%	1	0.42%	10	4.22%
GQSHELTER*	236	222	94.07%	0	0.00%	0	0.00%	0	0.00%	4	1.69%	0	0.00%	0	0.00%	6	2.54%
GQHOME*	236	217	91.95%	0	0.00%	0	0.00%	0	0.00%	6	2.54%	0	0.00%	0	0.00%	10	4.24%
GQOVERTYPE*	239	221	92.47%	2	0.84%	0	0.00%	1	0.42%	4	1.67%	0	0.00%	0	0.00%	7	2.93%
GQALNH*	5	3	60.00%	0	0.00%	0	0.00%	0	0.00%	1	20.00%	0	0.00%	0	0.00%	0	0.00%
FGQYN*	856	787	91.94%	6	0.70%	14	1.64%	2	0.23%	7	0.82%	2	0.23%	0	0.00%	24	2.80%
FGQADDRESS	4	3	75.00%	0	0.00%	0	0.00%	0	0.00%	0	0.00%	1	25.00%	0	0.00%	0	0.00%
GQTYPE	2	2	100.0%	0	0.00%	0	0.00%	0	0.00%	0	0.00%	0	0.00%	0	0.00%	0	0.00%

Total	3,754	3,350	89.24%	51	1.36%	53	1.41%	14	0.37%	85	2.26%	22	0.59%	1	0.03%	136	3.62%
-------	-------	-------	--------	----	-------	----	-------	----	-------	----	-------	----	-------	---	-------	-----	-------

Source: BY LANGUAGE CFU Frequencies.xlsx

MODULE F: RESPONDENT RESPONSE BEHAVIOR - ENGLISH																	
	Total Count	CA		CWI		UCA		QA		CL		DK		REF		I/O	
		N	%	N	%	N	%	N	%	N	%	N	%	N	%	N	%
FINTRO	0	0	0.00%	0	0.00%	0	0.00%	0	0.00%	0	0.00%	0	0.00%	0	0.00%	0	0.00%
FCOLYN	64	43	67.19%	5	7.81%	2	3.13%	3	4.69%	5	7.81%	0	0.00%	0	0.00%	5	7.81%
COLNAME	30	25	83.33%	1	3.33%	0	0.00%	0	0.00%	0	0.00%	0	0.00%	0	0.00%	3	10.00%
COLWHERE	38	26	68.42%	3	7.89%	2	5.26%	0	0.00%	2	5.26%	0	0.00%	0	0.00%	5	13.16%
COLADDRESS	15	4	26.67%	0	0.00%	2	13.33%	0	0.00%	1	6.67%	7	46.67%	0	0.00%	1	6.67%
UNAME	15	14	93.33%	0	0.00%	0	0.00%	0	0.00%	0	0.00%	0	0.00%	0	0.00%	1	6.67%
FSC	62	58	93.55%	1	1.61%	2	3.23%	0	0.00%	1	1.61%	0	0.00%	0	0.00%	0	0.00%
SCNAME	2	1	50.00%	0	0.00%	0	0.00%	0	0.00%	0	0.00%	0	0.00%	0	0.00%	1	50.00%
SCADDRESS	0	0	0.00%	0	0.00%	0	0.00%	0	0.00%	0	0.00%	0	0.00%	0	0.00%	0	0.00%
SCSAPA	0	0	0.00%	0	0.00%	0	0.00%	0	0.00%	0	0.00%	0	0.00%	0	0.00%	0	0.00%
FMIYN	117	107	91.45%	1	0.85%	3	2.56%	1	0.85%	0	0.00%	0	0.00%	0	0.00%	5	4.27%
MILNAME	2	1	50.00%	0	0.00%	0	0.00%	0	0.00%	0	0.00%	0	0.00%	0	0.00%	1	50.00%
MILOVERSEAS	2	1	50.00%	0	0.00%	0	0.00%	0	0.00%	1	50.00%	0	0.00%	0	0.00%	0	0.00%
MILWHERE	0	0	0.00%	0	0.00%	0	0.00%	0	0.00%	0	0.00%	0	0.00%	0	0.00%	0	0.00%
MILADDRESS	0	0	0.00%	0	0.00%	0	0.00%	0	0.00%	0	0.00%	0	0.00%	0	0.00%	0	0.00%
FJOB	118	106	89.83%	0	0.00%	1	0.85%	0	0.00%	5	4.24%	1	0.85%	0	0.00%	5	4.24%
JOBNAME	3	2	66.67%	0	0.00%	0	0.00%	0	0.00%	0	0.00%	0	0.00%	0	0.00%	0	0.00%
JOBPL	3	3	100.00%	0	0.00%	0	0.00%	0	0.00%	0	0.00%	0	0.00%	0	0.00%	0	0.00%
JOBADDRESS	0	0	0.00%	0	0.00%	0	0.00%	0	0.00%	0	0.00%	0	0.00%	0	0.00%	0	0.00%
FVAC	116	102	87.93%	4	3.45%	2	1.72%	0	0.00%	2	1.72%	0	0.00%	0	0.00%	4	3.45%
VACNAME	10	6	60.00%	2	20.00%	0	0.00%	0	0.00%	1	10.00%	0	0.00%	0	0.00%	0	0.00%
VACADDRESS	10	5	50.00%	0	0.00%	0	0.00%	0	0.00%	2	20.00%	2	20.00%	0	0.00%	0	0.00%
VACSAPA	5	4	80.00%	0	0.00%	0	0.00%	0	0.00%	0	0.00%	1	20.00%	0	0.00%	0	0.00%
FOTH	119	108	90.76%	3	2.52%	1	0.84%	0	0.00%	1	0.84%	0	0.00%	0	0.00%	6	5.04%
OTHNAME	3	2	66.67%	0	0.00%	0	0.00%	0	0.00%	1	33.33%	0	0.00%	0	0.00%	0	0.00%
OTHADDRESS	6	2	33.33%	0	0.00%	1	16.67%	0	0.00%	1	16.67%	2	33.33%	0	0.00%	0	0.00%
MOSTTIME	39	27	69.23%	3	7.69%	4	10.26%	0	0.00%	2	5.13%	0	0.00%	0	0.00%	3	7.69%
CYCLE	8	4	50.00%	1	12.50%	2	25.00%	0	0.00%	1	12.50%	0	0.00%	0	0.00%	0	0.00%
MOREWEEK	0	0	0.00%	0	0.00%	0	0.00%	0	0.00%	0	0.00%	0	0.00%	0	0.00%	0	0.00%
MOREMON	6	6	100.00%	0	0.00%	0	0.00%	0	0.00%	0	0.00%	0	0.00%	0	0.00%	0	0.00%
MOREYR	1	0	0.00%	0	0.00%	0	0.00%	0	0.00%	1	100.00%	0	0.00%	0	0.00%	0	0.00%
STAYAPRI	5	0	0.00%	3	60.00%	0	0.00%	1	20.00%	0	0.00%	1	20.00%	0	0.00%	0	0.00%
GQTRAN	121	4	3.31%	0	0.00%	0	0.00%	0	0.00%	1	0.00%	0	0.00%	0	0.00%	1	0.83%
GQAL	121	110	90.91%	3	2.48%	1	0.00%	0	0.00%	3	0.00%	0	0.00%	0	0.00%	4	3.31%
GQNH	118	109	92.37%	1	0.85%	1	0.00%	0	0.00%	2	0.00%	0	0.00%	0	0.00%	5	4.24%

GQJAIL	122	113	92.62%	1	0.82%	1	0.00%	0	0.00%	1	0.00%	0	0.00%	0	0.00%	6	4.92%
GQSHELTER	119	114	95.80%	0	0.00%	0	0.00%	0	0.00%	1	0.00%	0	0.00%	0	0.00%	3	2.52%
GQHOME	119	109	91.60%	0	0.00%	0	0.00%	0	0.00%	1	0.00%	0	0.00%	0	0.00%	5	4.20%
GQOTHERTYPE	121	111	91.74%	1	0.83%	0	0.00%	1	0.00%	4	0.00%	0	0.00%	0	0.00%	3	2.48%
GQALNH	2	2	100.00%	0	0.00%	0	0.00%	0	0.00%	0	0.00%	0	0.00%	0	0.00%	0	0.00%
FGQYN	342	309	90.35%	3	0.88%	9	0.00%	1	0.00%	4	0.00%	0	0.00%	0	0.00%	8	2.34%
FGQADDRESS	4	3	75.00%	0	0.00%	0	0.00%	0	0.00%	0	0.00%	1	25.00%	0	0.00%	0	0.00%
GQTYPE	1	1	100.00%	0	0.00%	0	0.00%	0	0.00%	0	0.00%	0	0.00%	0	0.00%	0	0.00%
Total	1,989	1,642	82.55%	36	1.81%	34	1.71%	7	0.35%	44	2.21%	15	0.75%	0	0.00%	75	3.77%

Source: BY LANGUAGE CFU Frequencies.xlsx

MODULE F: RESPONDENT RESPONSE BEHAVIOR - SPANISH																	
	Total Count	CA		CWI		UCA		QA		CL		DK		REF		I/O	
		N	%	N	%	N	%	N	%	N	%	N	%	N	%	N	%
FINTRO	0	0	0.00%	0	0.00%	0	0.00%	0	0.00%	0	0.00%	0	0.00%	0	0.00%	0	0.00%
FCOLYN	66	54	81.82%	4	6.06%	1	1.52%	3	4.55%	2	3.03%	0	0.00%	0	0.00%	2	3.03%
COLNAME	10	10	100.00%	0	0.00%	0	0.00%	0	0.00%	0	0.00%	0	0.00%	0	0.00%	0	0.00%
COLWHERE	13	7	53.85%	4	30.77%	2	15.38%	0	0.00%	0	0.00%	0	0.00%	0	0.00%	0	0.00%
COLADDRESS	4	0	0.00%	0	0.00%	2	50.00%	0	0.00%	0	0.00%	2	50.00%	0	0.00%	0	0.00%
UNAME	4	4	100.00%	0	0.00%	0	0.00%	0	0.00%	0	0.00%	0	0.00%	0	0.00%	0	0.00%
FSC	87	83	95.40%	0	0.00%	0	0.00%	0	0.00%	1	1.15%	0	0.00%	0	0.00%	3	3.45%
SCNAME	2	1	50.00%	0	0.00%	0	0.00%	0	0.00%	1	50.00%	0	0.00%	0	0.00%	0	0.00%
SCADDRESS	3	1	33.33%	0	0.00%	0	0.00%	0	0.00%	0	0.00%	1	33.33%	0	0.00%	0	0.00%
SCSAPA	1	0	0.00%	0	0.00%	0	0.00%	0	0.00%	1	100.00%	0	0.00%	0	0.00%	0	0.00%
FMLYN	110	102	92.73%	0	0.00%	1	0.91%	0	0.00%	3	2.73%	0	0.00%	0	0.00%	3	2.73%
MILNAME	0	0	0.00%	0	0.00%	0	0.00%	0	0.00%	0	0.00%	0	0.00%	0	0.00%	0	0.00%
MILOVERSEAS	0	0	0.00%	0	0.00%	0	0.00%	0	0.00%	0	0.00%	0	0.00%	0	0.00%	0	0.00%
MILWHERE	0	0	0.00%	0	0.00%	0	0.00%	0	0.00%	0	0.00%	0	0.00%	0	0.00%	0	0.00%
MILADDRESS	0	0	0.00%	0	0.00%	0	0.00%	0	0.00%	0	0.00%	0	0.00%	0	0.00%	0	0.00%
FJOB	110	104	94.55%	0	0.00%	0	0.00%	0	0.00%	1	0.91%	1	0.91%	0	0.00%	4	3.64%
JOBNAME	2	2	100.00%	0	0.00%	0	0.00%	0	0.00%	0	0.00%	0	0.00%	0	0.00%	0	0.00%
JOBPL	1	1	100.00%	0	0.00%	0	0.00%	0	0.00%	0	0.00%	0	0.00%	0	0.00%	0	0.00%
JOBADDRESS	2	2	100.00%	0	0.00%	0	0.00%	0	0.00%	0	0.00%	0	0.00%	0	0.00%	0	0.00%
FVAC	111	102	91.89%	1	0.90%	0	0.00%	0	0.00%	4	3.60%	0	0.00%	0	0.00%	4	3.60%
VACNAME	1	1	100.00%	0	0.00%	0	0.00%	0	0.00%	0	0.00%	0	0.00%	0	0.00%	0	0.00%
VACADDRESS	1	0	0.00%	0	0.00%	0	0.00%	0	0.00%	1	100.00%	0	0.00%	0	0.00%	0	0.00%
VACSAPA	0	0	0.00%	0	0.00%	0	0.00%	0	0.00%	0	0.00%	0	0.00%	0	0.00%	0	0.00%
FOTH	110	104	94.55%	0	0.00%	1	0.91%	0	0.00%	1	0.91%	0	0.00%	0	0.00%	4	3.64%
OTHNAME	0	0	0.00%	0	0.00%	0	0.00%	0	0.00%	0	0.00%	0	0.00%	0	0.00%	0	0.00%
OTHADDRESS	0	0	0.00%	0	0.00%	0	0.00%	0	0.00%	0	0.00%	0	0.00%	0	0.00%	0	0.00%
MOSTTIME	9	6	66.67%	1	11.11%	1	11.11%	0	0.00%	1	11.11%	0	0.00%	0	0.00%	0	0.00%

CYCLE	4	4	100.00%	0	0.00%	0	0.00%	0	0.00%	0	0.00%	0	0.00%	0	0.00%	0	0.00%
MOREWEEK	0	0	0.00%	0	0.00%	0	0.00%	0	0.00%	0	0.00%	0	0.00%	0	0.00%	0	0.00%
MOREMON	4	3	75.00%	0	0.00%	0	0.00%	0	0.00%	0	0.00%	0	0.00%	0	0.00%	1	25.00%
MOREYR	0	0	0.00%	0	0.00%	0	0.00%	0	0.00%	0	0.00%	0	0.00%	0	0.00%	0	0.00%
STAYAPRI	3	0	0.00%	0	0.00%	1	33.33%	0	0.00%	1	33.33%	1	33.33%	0	0.00%	0	0.00%
GQTRAN	99	6	6.06%	0	0.00%	0	0.00%	1	1.01%	0	0.00%	0	0.00%	0	0.00%	1	1.01%
GQAL	100	86	86.00%	0	0.00%	4	4.00%	1	1.00%	7	7.00%	0	0.00%	0	0.00%	2	2.00%
GQNH	101	94	93.07%	0	0.00%	0	0.00%	0	0.00%	4	3.96%	0	0.00%	0	0.00%	3	2.97%
GQJAIL	115	108	93.91%	0	0.00%	0	0.00%	1	0.87%	1	0.87%	0	0.00%	1	0.87%	4	3.48%
GQSHELTER	114	107	93.86%	0	0.00%	0	0.00%	0	0.00%	1	0.88%	0	0.00%	0	0.00%	3	2.63%
GQHOME	115	107	93.04%	0	0.00%	0	0.00%	0	0.00%	3	2.61%	0	0.00%	0	0.00%	5	4.35%
GQOTHERTYPE	114	108	94.74%	1	0.88%	0	0.00%	0	0.00%	0	0.00%	0	0.00%	0	0.00%	4	3.51%
GQALNH	2	1	50.00%	0	0.00%	0	0.00%	0	0.00%	0	0.00%	0	0.00%	0	0.00%	0	0.00%
FGQYN	502	471	93.82%	4	0.80%	5	1.00%	1	0.20%	0	0.00%	2	0.40%	0	0.00%	16	3.19%
FGQADDRESS	0	0	0.00%	0	0.00%	0	0.00%	0	0.00%	0	0.00%	0	0.00%	0	0.00%	0	0.00%
GQTYPE	1	1	100.00%	0	0.00%	0	0.00%	0	0.00%	0	0.00%	0	0.00%	0	0.00%	0	0.00%
Total	1,921	1,680	87.45%	15	0.78%	18	0.94%	7	0.36%	34	1.77%	7	0.36%	1	0.05%	59	3.07%

Source: BY LANGUAGE CFU Frequencies.xlsx

MODULE F: RESPONDENT RESPONSE BEHAVIOR - SPANISH PR																	
	Total Count	CA		CWI		UCA		QA		CL		DK		REF		I/O	
		N	%	N	%	N	%	N	%	N	%	N	%	N	%	N	%
FINTRO	0	0	0%	0	0%	0	0%	0	0%	0	0%	0	0%	0	0%	0	0%
FCOLYN	0	0	0%	0	0%	0	0%	0	0%	0	0%	0	0%	0	0%	0	0%
COLNAME	0	0	0%	0	0%	0	0%	0	0%	0	0%	0	0%	0	0%	0	0%
COLWHERE	0	0	0%	0	0%	0	0%	0	0%	0	0%	0	0%	0	0%	0	0%
COLADDRESS	0	0	0%	0	0%	0	0%	0	0%	0	0%	0	0%	0	0%	0	0%
UNAME	0	0	0%	0	0%	0	0%	0	0%	0	0%	0	0%	0	0%	0	0%
FSC	0	0	0%	0	0%	0	0%	0	0%	0	0%	0	0%	0	0%	0	0%
SCNAME	0	0	0%	0	0%	0	0%	0	0%	0	0%	0	0%	0	0%	0	0%
SCADDRESS	0	0	0%	0	0%	0	0%	0	0%	0	0%	0	0%	0	0%	0	0%
SCSAPA	0	0	0%	0	0%	0	0%	0	0%	0	0%	0	0%	0	0%	0	0%
FMILYN	0	0	0%	0	0%	0	0%	0	0%	0	0%	0	0%	0	0%	0	0%
MILNAME	0	0	0%	0	0%	0	0%	0	0%	0	0%	0	0%	0	0%	0	0%
MILOVERSEAS	0	0	0%	0	0%	0	0%	0	0%	0	0%	0	0%	0	0%	0	0%
MILWHERE	0	0	0%	0	0%	0	0%	0	0%	0	0%	0	0%	0	0%	0	0%
MILADDRESS	0	0	0%	0	0%	0	0%	0	0%	0	0%	0	0%	0	0%	0	0%
FJOB	0	0	0%	0	0%	0	0%	0	0%	0	0%	0	0%	0	0%	0	0%
JOBNAME	0	0	0%	0	0%	0	0%	0	0%	0	0%	0	0%	0	0%	0	0%
JOBPL	0	0	0%	0	0%	0	0%	0	0%	0	0%	0	0%	0	0%	0	0%
JOBADDRESS	0	0	0%	0	0%	0	0%	0	0%	0	0%	0	0%	0	0%	0	0%

FVAC	0	0	0%	0	0%	0	0%	0	0%	0	0%	0	0%	0	0%	0	0%
VACNAME	0	0	0%	0	0%	0	0%	0	0%	0	0%	0	0%	0	0%	0	0%
VACADDRESS	0	0	0%	0	0%	0	0%	0	0%	0	0%	0	0%	0	0%	0	0%
VACSAPA	0	0	0%	0	0%	0	0%	0	0%	0	0%	0	0%	0	0%	0	0%
FOTH	0	0	0%	0	0%	0	0%	0	0%	0	0%	0	0%	0	0%	0	0%
OTHNAME	0	0	0%	0	0%	0	0%	0	0%	0	0%	0	0%	0	0%	0	0%
OTHADDRESS	0	0	0%	0	0%	0	0%	0	0%	0	0%	0	0%	0	0%	0	0%
MOSTTIME	0	0	0%	0	0%	0	0%	0	0%	0	0%	0	0%	0	0%	0	0%
CYCLE	0	0	0%	0	0%	0	0%	0	0%	0	0%	0	0%	0	0%	0	0%
MOREWEEK	0	0	0%	0	0%	0	0%	0	0%	0	0%	0	0%	0	0%	0	0%
MOREMON	0	0	0%	0	0%	0	0%	0	0%	0	0%	0	0%	0	0%	0	0%
MOREYR	0	0	0%	0	0%	0	0%	0	0%	0	0%	0	0%	0	0%	0	0%
STAYAPRI	0	0	0%	0	0%	0	0%	0	0%	0	0%	0	0%	0	0%	0	0%
GQTRAN	13	0	0%	0	0%	0	0%	0	0%	0	0%	0	0%	0	0%	0	0%
GQAL	15	13	87%	0	0%	0	0%	0	0%	1	7%	0	0%	0	0%	1	7%
GQNH	14	11	79%	0	0%	0	0%	0	0%	0	0%	0	0%	0	0%	3	21%
GQJAIL	0	0	0%	0	0%	0	0%	0	0%	0	0%	0	0%	0	0%	0	0%
GQSHELTER	0	0	0%	0	0%	0	0%	0	0%	0	0%	0	0%	0	0%	0	0%
GQHOME	0	0	0%	0	0%	0	0%	0	0%	0	0%	0	0%	0	0%	0	0%
GQOTHERTYPE	1	1	100%	0	0%	0	0%	0	0%	0	0%	0	0%	0	0%	0	0%
GQALNH	0	0	0%	0	0%	0	0%	0	0%	0	0%	0	0%	0	0%	0	0%
FGQYN	6	6	100%	0	0%	0	0%	0	0%	0	0%	0	0%	0	0%	0	0%
FGQADDRESS	0	0	0%	0	0%	0	0%	0	0%	0	0%	0	0%	0	0%	0	0%
GQTYPE	0	0	0%	0	0%	0	0%	0	0%	0	0%	0	0%	0	0%	0	0%
Total	49	31	63%	0	0%	0	0%	0	0%	1	2%	0	0%	0	0%	4	8%

Source: BY LANGUAGE CFU Frequencies.xlsx

Appendix G: Module G: Missing Demographic Information

The next series of questions are used to ensure that we collect demographic information from all household members. This demographic information includes relationship between household members and the householder, sex, age, date of birth, Hispanic origin, and race. Demographics that were not reported on the original census return are asked here. If there is no missing demographic information for any members of the roster, Module G was omitted. Coders were instructed to code interactions for up to five people in each household. These questions were asked in a topic-based sequence. In many cases, the interviewer was allowed to shorten the question after they had read it in full for the first person in the household. For this reason, analysis focuses primarily on how the question was administered the first time.

MODULE G: INTERVIEWER QUESTION ASKING BEHAVIOR

	Total Count	ES		MC		V+		V-		S		I/O	
		N	%	N	%	N	%	N	%	N	%	N	%
GINTRO	119	106	89.08%	11	9.24%	0	0.00%	0	0.00%	0	0.00%	1	0.84%
GRELT	128	115	89.84%	4	3.13%	5	3.91%	0	0.00%	0	0.00%	4	3.13%
SONDAU	38	32	84.21%	4	10.53%	2	5.26%	0	0.00%	0	0.00%	0	0.00%
GSEX	61	58	95.08%	2	3.28%	1	1.64%	0	0.00%	0	0.00%	0	0.00%
GSEX_B	19	18	94.74%	1	5.26%	0	0.00%	0	0.00%	0	0.00%	0	0.00%
GDOBAGE	66	57	86.36%	4	6.06%	0	0.00%	0	0.00%	0	.000%	5	7.58%
GAGE	64	56	87.50%	6	9.38%	0	0.00%	2	3.13%	0	0.00%	0	0.00%
AGECHECK	16	12	75.00%	2	12.50%	0	0.00%	0	0.00%	1	6.25%	1	6.25%
CHANGEAGE	6	3	50.00%	1	16.67%	2	33.33%	0	0.00%	0	0.00%	0	0.00%
GDOBCHANGE	9	8	88.89%	1	11.11%	0	0.00%	0	0.00%	0	0.00%	0	0.00%
GHO_A	131	105	80.15%	22	16.79%	3	2.29%	0	0.00%	1	0.76%	0	0.00%
GHO_A2	26	23	88.46%	0	0.00%	2	7.69%	0	0.00%	1	3.85%	0	0.00%
GHO_B	50	34	68.00%	11	22.00%	5	10.00%	0	0.00%	0	0.00%	0	0.00%
GHO_B2	43	23	53.49%	6	13.95%	13	30.23%	0	0.00%	1	2.33%	0	0.00%
GHO_C	14	3	21.43%	1	7.14%	5	35.71%	2	14.29%	3	21.43%	0	0.00%
GRACE*	93	54	58.06%	34	36.56%	3	3.23%	0	0.00%	1	1.08%	0	0.00%
GRACE2	23	16	69.57%	4	17.39%	2	8.70%	1	4.35%	0	0.00%	0	0.00%
GRACE3	75	65	86.67%	7	9.33%	2	2.67%	0	0.00%	1	1.33%	0	0.00%
GRACE4	51	51	100.00%	0	0.00%	0	0.00%	0	0.00%	0	0.00%	0	0.00%
AIAN_WI	1	1	100.00%	0	0.00%	0	0.00%	0	0.00%	0	0.00%	0	0.00%
ASIAN	2	1	50.00%	1	50.00%	0	0.00%	0	0.00%	0	0.00%	0	0.00%
ASIAN2	2	1	50.00%	0	0.00%	0	0.00%	1	50.00%	0	0.00%	0	0.00%
ASIAN_WI	2	0	0.00%	0	0.00%	0	0.00%	0	0.00%	2	100.00%	0	0.00%
SOR	115	28	24.35%	5	4.35%	60	52.17%	8	6.96%	13	11.30%	1	0.87%
Total	1,154	870	75.39%	127	11.01%	105	9.10%	14	1.21%	24	2.08%	12	1.04%

Source: BY LANGUAGE CFU Frequencies.xlsx

MODULE G: INTERVIEWER QUESTION ASKING BEHAVIOR - ENGLISH

	Total Count	ES		MC		V+		V-		S		I/O	
		N	%	N	%	N	%	N	%	N	%	N	%
GINTRO	48	45	93.75%	3	6.25%	0	0.00%	0	0.00%	0	0.00%	0	0.00%
GRELT	43	38	88.37%	4	9.30%	1	2.33%	0	0.00%	0	0.00%	0	0.00%
SONDAU	21	17	80.95%	3	14.29%	1	4.76%	0	0.00%	0	0.00%	0	0.00%
GSEX	21	20	95.24%	0	0.00%	1	4.76%	0	0.00%	0	0.00%	0	0.00%
GSEX_B	4	4	100.00%	0	0.00%	0	0.00%	0	0.00%	0	0.00%	0	0.00%
GDOBAGE	25	25	100.00%	0	0.00%	0	0.00%	0	0.00%	0	0.00%	0	0.00%
GAGE	17	15	88.24%	2	11.76%	0	0.00%	0	0.00%	0	0.00%	0	0.00%
AGECHECK	9	9	100.00%	0	0.00%	0	0.00%	0	0.00%	0	0.00%	0	0.00%
CHANGEAGE	3	2	66.67%	0	0.00%	1	33.33%	0	0.00%	0	0.00%	0	0.00%
GDOBCHANGE	6	5	83.33%	1	16.67%	0	0.00%	0	0.00%	0	0.00%	0	0.00%
GHO_A	46	43	93.48%	2	4.35%	0	0.00%	0	0.00%	1	2.17%	0	0.00%
GHO_A2	24	22	91.67%	0	0.00%	1	4.17%	0	0.00%	1	4.17%	0	0.00%
GHO_B	6	5	83.33%	1	16.67%	0	0.00%	0	0.00%	0	0.00%	0	0.00%
GHO_B2	4	1	25.00%	2	50.00%	0	0.00%	0	0.00%	1	25.00%	0	0.00%
GHO_C	0	0	0.00%	0	0.00%	0	0.00%	0	0.00%	0	0.00%	0	0.00%
GRACE	35	23	65.71%	10	28.57%	2	5.71%	0	0.00%	0	0.00%	0	0.00%
GRACE2	8	5	62.50%	1	12.50%	3	37.50%	0	0.00%	0	0.00%	0	0.00%
GRACE3	7	6	85.71%	0	0.00%	0	0.00%	0	0.00%	1	14.29%	0	0.00%
GRACE4	15	15	100.00%	0	0.00%	0	0.00%	0	0.00%	0	0.00%	0	0.00%
AIAN_WI	0	0	0.00%	0	0.00%	0	0.00%	0	0.00%	0	0.00%	0	0.00%
AIAN2_WI	0	0	0.00%	0	0.00%	0	0.00%	0	0.00%	0	0.00%	0	0.00%
ASIAN	2	1	50.00%	1	50.00%	0	0.00%	0	0.00%	0	0.00%	0	0.00%
ASIAN2	2	1	50.00%	0	0.00%	1	50.00%	0	0.00%	0	0.00%	0	0.00%
ASIAN_WI	2	0	0.00%	0	0.00%	0	0.00%	0	0.00%	2	100.00%	0	0.00%
NHPI	0	0	0.00%	0	0.00%	0	0.00%	0	0.00%	0	0.00%	0	0.00%
NHPI2	0	0	0.00%	0	0.00%	0	0.00%	0	0.00%	0	0.00%	0	0.00%
NHPI_WI	0	0	0.00%	0	0.00%	0	0.00%	0	0.00%	0	0.00%	0	0.00%
SOR	7	2	28.57%	1	14.29%	1	14.29%	1	14.29%	1	14.29%	1	14.29%
Total	355	304	85.63%	31	8.73%	12	3.38%	1	0.28%	7	1.97%	1	0.28%

Source: BY LANGUAGE CFU Frequencies.xlsx

MODULE G: INTERVIEWER QUESTION ASKING BEHAVIOR-SPANISH

	Total Count	ES		MC		V+		V-		S		I/O	
		N	%	N	%	N	%	N	%	N	%	N	%
GINTRO	68	58	85.29%	8	11.76%	0	0.00%	0	0.00%	0	0.00%	1	1.47%
GRELT	82	77	93.90%	0	0.00%	4	4.88%	0	0.00%	0	0.00%	1	1.22%
SONDAU	16	15	93.75%	0	0.00%	1	6.25%	0	0.00%	0	0.00%	0	0.00%

GSEX	40	38	95.00%	2	5.00%	0	0.00%	0	0.00%	0	0.00%	0	0.00%
GSEX_B	14	13	92.86%	1	7.14%	0	0.00%	0	0.00%	0	0.00%	0	0.00%
GDOBAGE	37	32	86.49%	4	10.81%	0	0.00%	0	0.00%	0	0.00%	1	2.70%
GAGE	47	41	87.23%	4	8.51%	0	0.00%	2	4.26%	0	0.00%	0	0.00%
AGECHECK	6	3	50.00%	2	33.33%	0	0.00%	0	0.00%	0	0.00%	1	16.67%
CHANGEAGE	3	1	33.33%	1	33.33%	1	33.33%	0	0.00%	0	0.00%	0	0.00%
GDOBCHANGE	3	3	100.00%	0	0.00%	0	0.00%	0	0.00%	0	0.00%	0	0.00%
GHO_A	84	62	73.81%	19	22.62%	3	3.57%	0	0.00%	0	0.00%	0	0.00%
GHO_A2	2	1	50.00%	0	0.00%	1	50.00%	0	0.00%	0	0.00%	0	0.00%
GHO_B	42	28	66.67%	10	23.81%	4	9.52%	0	0.00%	0	0.00%	0	0.00%
GHO_B2	39	22	56.41%	4	10.26%	13	33.33%	0	0.00%	0	0.00%	0	0.00%
GHO_C	14	3	21.43%	1	7.14%	5	35.71%	2	14.29%	3	21.43%	0	0.00%
GRACE	53	30	56.60%	22	41.51%	1	1.89%	0	0.00%	0	0.00%	0	0.00%
GRACE2	15	11	73.33%	3	20.00%	0	0.00%	1	6.67%	0	0.00%	0	0.00%
GRACE3	68	59	86.76%	7	10.29%	2	2.94%	0	0.00%	0	0.00%	0	0.00%
GRACE4	36	36	100.00%	0	0.00%	0	0.00%	0	0.00%	0	0.00%	0	0.00%
AIAN_WI	1	1	100.00%	0	0.00%	0	0.00%	0	0.00%	0	0.00%	0	0.00%
AIAN2_WI	0	0	0.00%	0	0.00%	0	0.00%	0	0.00%	0	0.00%	0	0.00%
ASIAN	0	0	0.00%	0	0.00%	0	0.00%	0	0.00%	0	0.00%	0	0.00%
ASIAN2	0	0	0.00%	0	0.00%	0	0.00%	0	0.00%	0	0.00%	0	0.00%
ASIAN_WI	0	0	0.00%	0	0.00%	0	0.00%	0	0.00%	0	0.00%	0	0.00%
NHPI	0	0	0.00%	0	0.00%	0	0.00%	0	0.00%	0	0.00%	0	0.00%
NHPI2	0	0	0.00%	0	0.00%	0	0.00%	0	0.00%	0	0.00%	0	0.00%
NHPI_WI	0	0	0.00%	0	0.00%	0	0.00%	0	0.00%	0	0.00%	0	0.00%
SOR	103	25	24.27%	4	3.88%	59	57.28%	7	6.80%	8	7.77%	0	0.00%
Total	773	559	72.32%	92	11.90%	94	12.16%	12	1.55%	11	1.42%	4	0.52%

Source: BY LANGUAGE CFU Frequencies.xlsx

MODULE G: INTERVIEWER QUESTION ASKING BEHAVIOR-MIXED ENGLISH/SPANISH

	Total Count	ES		MC		V+		V-		S		I/O	
		N	%	N	%	N	%	N	%	N	%	N	%
GINTRO	0	0	0%	0	0%	0	0%	0	0%	0	0%	0	0%
GRELT	0	0	0%	0	0%	0	0%	0	0%	0	0%	0	0%
SONDAU	0	0	0%	0	0%	0	0%	0	0%	0	0%	0	0%
GSEX	0	0	0%	0	0%	0	0%	0	0%	0	0%	0	0%
GSEX_B	0	0	0%	0	0%	0	0%	0	0%	0	0%	0	0%
GDOBAGE	0	0	0%	0	0%	0	0%	0	0%	0	0%	0	0%
GAGE	0	0	0%	0	0%	0	0%	0	0%	0	0%	0	0%
AGECHECK	0	0	0%	0	0%	0	0%	0	0%	0	0%	0	0%
CHANGEAGE	0	0	0%	0	0%	0	0%	0	0%	0	0%	0	0%
GDOBCHANGE	0	0	0%	0	0%	0	0%	0	0%	0	0%	0	0%

GHO_A	0	0	0%	0	0%	0	0%	0	0%	0	0%	0	0%
GHO_A2	0	0	0%	0	0%	0	0%	0	0%	0	0%	0	0%
GHO_B	0	0	0%	0	0%	0	0%	0	0%	0	0%	0	0%
GHO_B2	0	0	0%	0	0%	0	0%	0	0%	0	0%	0	0%
GHO_C	0	0	0%	0	0%	0	0%	0	0%	0	0%	0	0%
GRACE	2	1	50%	1	50%	0	0%	0	0%	0	0%	0	0%
GRACE2	0	0	0%	0	0%	0	0%	0	0%	0	0%	0	0%
GRACE3	0	0	0%	0	0%	0	0%	0	0%	0	0%	0	0%
GRACE4	0	0	0%	0	0%	0	0%	0	0%	0	0%	0	0%
AIAN_WI	0	0	0%	0	0%	0	0%	0	0%	0	0%	0	0%
AIAN2_WI	0	0	0%	0	0%	0	0%	0	0%	0	0%	0	0%
ASIAN	0	0	0%	0	0%	0	0%	0	0%	0	0%	0	0%
ASIAN2	0	0	0%	0	0%	0	0%	0	0%	0	0%	0	0%
ASIAN_WI	0	0	0%	0	0%	0	0%	0	0%	0	0%	0	0%
NHPI	0	0	0%	0	0%	0	0%	0	0%	0	0%	0	0%
NHPI2	0	0	0%	0	0%	0	0%	0	0%	0	0%	0	0%
NHPI_WI	0	0	0%	0	0%	0	0%	0	0%	0	0%	0	0%
SOR	0	0	0%	0	0%	0	0%	0	0%	0	0%	0	0%
Total	2	1	50%	1	50%	0	0%	0	0%	0	0%	0	0%

Source: BY LANGUAGE CFU Frequencies.xlsx

MODULE G: RESPONDENT RESPONSE BEHAVIOR																	
	Total Count	CA		CWI		UCA		QA		CL		DK		REF		I/O	
		N	%	N	%	N	%	N	%	N	%	N	%	N	%	N	%
GRELT	128	64	50.00%	13	10.16%	5	3.91%	0	0.00%	7	5.47%	0	0.00%	0	0.00%	4	3.13%
SONDAU	38	33	86.84%	1	2.63%	2	5.26%	0	0.00%	0	0.00%	0	0.00%	0	0.00%	1	2.63%
GSEX	61	50	81.97%	1	1.64%	1	1.64%	0	0.00%	2	3.28%	0	0.00%	0	0.00%	7	11.48%
GSEX_B	19	16	84.21%	0	0.00%	2	10.53%	0	0.00%	0	0.00%	0	0.00%	0	0.00%	1	5.26%
GDOBAGE	66	42	63.64%	1	1.52%	3	4.55%	1	1.52%	1	1.52%	10	15.15%	1	1.52%	3	4.55%
GAGE	64	49	76.56%	1	1.56%	4	6.25%	3	4.69%	4	6.25%	3	4.69%	0	0.00%	0	0.00%
AGECHECK	15	11	73.33%	0	0.00%	0	0.00%	3	20.00%	0	0.00%	0	0.00%	0	0.00%	0	0.00%
CHANGEAGE	6	4	66.67%	0	0.00%	0	0.00%	0	0.00%	0	0.00%	0	0.00%	0	0.00%	2	33.33%
GDOBCCHANGE	9	5	55.56%	0	0.00%	2	22.22%	0	0.00%	0	0.00%	1	11.11%	0	0.00%	1	11.11%
GHO_A	130	67	51.54%	19	14.62%	29	22.31%	0	0.00%	6	4.62%	2	1.54%	0	0.00%	7	5.38%
GHO_A2	25	20	80.00%	1	4.00%	4	16.00%	0	0.00%	0	0.00%	0	0.00%	0	0.00%	0	0.00%
GHO_B	50	36	72.00%	2	4.00%	10	20.00%	0	0.00%	1	2.00%	0	0.00%	0	0.00%	0	0.00%
GHO_B2	42	35	83.33%	1	2.38%	3	7.14%	0	0.00%	3	7.14%	0	0.00%	0	0.00%	0	0.00%
GHO_C	11	8	72.73%	0	0.00%	0	0.00%	0	0.00%	1	9.09%	0	0.00%	0	0.00%	1	9.09%
GRACE	91	49	53.85%	5	5.49%	23	25.27%	5	5.49%	1	1.10%	3	3.30%	0	0.00%	5	5.49%
GRACE2	23	15	65.22%	0	0.00%	4	17.39%	1	4.35%	0	0.00%	2	8.70%	0	0.00%	1	4.35%
GRACE3	74	18	24.32%	13	17.57%	34	45.95%	1	1.35%	0	0.00%	1	1.35%	0	0.00%	7	9.46%
GRACE4	51	43	84.31%	0	0.00%	1	1.96%	0	0.00%	0	0.00%	6	11.76%	0	0.00%	1	1.96%
AIAN_WI	1	0	0.00%	0	0.00%	0	0.00%	0	0.00%	0	0.00%	1	100.00%	0	0.00%	0	0.00%
AIAN2_WI	0	0	0.00%	0	0.00%	0	0.00%	0	0.00%	0	0.00%	0	0.00%	0	0.00%	0	0.00%
ASIAN	2	2	100.00%	0	0.00%	0	0.00%	0	0.00%	0	0.00%	0	0.00%	0	0.00%	0	0.00%
ASIAN2	2	1	50.00%	0	0.00%	0	0.00%	0	0.00%	0	0.00%	0	0.00%	0	0.00%	1	50.00%
SOR	102	71	69.61%	0	0.00%	8	7.84%	4	3.92%	2	1.96%	3	2.94%	0	0.00%	11	10.78%
Total	1010	639	63.27%	58	5.74%	135	13.37%	18	1.78%	28	2.77%	32	3.17%	1	0.10%	53	5.25%

Source: BY LANGUAGE CFU Frequencies.xlsx

MODULE G: RESPONDENT RESPONSE BEHAVIOR-ENGLISH																	
	Total Count	CA		CWI		UCA		QA		CL		DK		REF		I/O	
		N	%	N	%	N	%	N	%	N	%	N	%	N	%	N	%
GINTRO	0	0	0.00%	0	0.00%	0	0.00%	0	0.00%	0	0.00%	0	0.00%	0	0.00%	0	0.00%
GRELT	43	32	74.42%	6	13.95%	1	2.33%	0	0.00%	1	2.33%	0	0.00%	0	0.00%	3	6.98%
SONDAU	21	19	90.48%	0	0.00%	1	4.76%	0	0.00%	0	0.00%	0	0.00%	0	0.00%	1	4.76%
GSEX	21	17	80.95%	1	4.76%	0	0.00%	0	0.00%	1	4.76%	0	0.00%	0	0.00%	2	9.52%
GSEX_B	4	4	100.00%	0	0.00%	0	0.00%	0	0.00%	0	0.00%	0	0.00%	0	0.00%	0	0.00%
GDOBAGE	25	16	64.00%	0	0.00%	2	8.00%	0	0.00%	1	4.00%	4	16.00%	1	4.00%	1	4.00%
GAGE	17	12	70.59%	0	0.00%	0	0.00%	1	5.88%	1	5.88%	3	17.65%	0	0.00%	0	0.00%
AGECHECK	9	8	88.89%	0	0.00%	0	0.00%	1	11.11%	0	0.00%	0	0.00%	0	0.00%	0	0.00%
CHANGEAGE	3	3	100.00%	0	0.00%	0	0.00%	0	0.00%	0	0.00%	0	0.00%	0	0.00%	0	0.00%

GDOBCCHANGE	6	3	50.00%	0	0.00%	1	16.67%	0	0.00%	0	0.00%	1	16.67%	0	0%	1	16.67%
GHO_A	46	34	73.91%	2	4.35%	5	10.87%	2	4.35%	0	0.00%	0	0.00%	0	0.00%	2	4.35%
GHO_A2	24	19	79.17%	0	0.00%	4	16.67%	0	0.00%	0	0.00%	0	0.00%	0	0.00%	0	0.00%
GHO_B	6	4	66.67%	0	0.00%	2	33.33%	0	0.00%	0	0.00%	0	0.00%	0	0.00%	0	0.00%
GHO_B2	4	2	50.00%	0	0.00%	1	25.00%	0	0.00%	0	0.00%	0	0.00%	0	0.00%	0	0.00%
GHO_C	0	0	0.00%	0	0.00%	0	0.00%	0	0.00%	0	0.00%	0	0.00%	0	0.00%	0	0.00%
GRACE	35	28	80.00%	2	5.71%	2	5.71%	0	0.00%	0	0.00%	0	0.00%	0	0.00%	3	8.57%
GRACE2	8	7	87.50%	0	0.00%	0	0.00%	0	0.00%	0	0.00%	0	0.00%	0	0.00%	1	12.50%
GRACE3	7	1	14.29%	1	14.29%	4	57.14%	0	0.00%	0	0.00%	0	0.00%	0	0.00%	0	0.00%
GRACE4	15	15	100.00%	0	0.00%	0	0.00%	0	0.00%	0	0.00%	0	0.00%	0	0.00%	0	0.00%
AIAN_WI	0	0	0.00%	0	0.00%	0	0.00%	0	0.00%	0	0.00%	0	0.00%	0	0.00%	0	0.00%
AIAN2_WI	0	0	0.00%	0	0.00%	0	0.00%	0	0.00%	0	0.00%	0	0.00%	0	0.00%	0	0.00%
ASIAN	2	2	100.00%	0	0.00%	0	0.00%	0	0.00%	0	0.00%	0	0.00%	0	0.00%	0	0.00%
ASIAN2	2	1	50.00%	0	0.00%	0	0.00%	0	0.00%	0	0.00%	0	0.00%	0	0.00%	1	50.00%
ASIAN_WI	2	0	0.00%	0	0.00%	0	0.00%	0	0.00%	0	0.00%	0	0.00%	0	0.00%	0	0.00%
NHPI	0	0	0.00%	0	0.00%	0	0.00%	0	0.00%	0	0.00%	0	0.00%	0	0.00%	0	0.00%
NHPI2	0	0	0.00%	0	0.00%	0	0.00%	0	0.00%	0	0.00%	0	0.00%	0	0.00%	0	0.00%
NHPI_WI	0	0	0.00%	0	0.00%	0	0.00%	0	0.00%	0	0.00%	0	0.00%	0	0.00%	0	0.00%
SOR	7	4	57.14%	0	0.00%	1	14.29%	0	0.00%	0	0.00%	0	0.00%	0	0.00%	2	28.57%
Total	307	231	75.24%	12	3.91%	24	7.82%	4	1.30%	4	1.30%	8	2.61%	1	0.33%	17	5.54%

Source: BY LANGUAGE CFU Frequencies.xlsx

MODULE G: RESPONDENT RESPONSE BEHAVIOR-SPANISH																	
	Total Count	CA		CWI		UCA		QA		CL		DK		REF		I/O	
		N	%	N	%	N	%	N	%	N	%	N	%	N	%	N	%
GINTRO	0	0	0.00%	0	0.00%	0	0.00%	0	0.00%	0	0.00%	0	0.00%	0	0.00%	0	0.00%
GRELT	82	62	75.61%	7	8.54%	4	4.88%	0	0.00%	6	7.32%	0	0.00%	0	0.00%	1	1.22%
SONDAU	16	14	87.50%	1	6.25%	1	6.25%	0	0.00%	0	0.00%	0	0.00%	0	0.00%	0	0.00%
GSEX	40	33	82.50%	0	0.00%	1	2.50%	0	0.00%	1	2.50%	0	0.00%	0	0.00%	5	12.50%
GSEX_B	14	11	78.57%	0	0.00%	2	14.29%	0	0.00%	0	0.00%	0	0.00%	0	0.00%	1	7.14%
GDOBAGE	37	26	70.27%	1	2.70%	1	2.70%	1	2.70%	0	0.00%	6	16.22%	0	0.00%	2	5.41%
GAGE	47	37	78.72%	1	2.13%	4	8.51%	2	4.26%	3	6.38%	0	0.00%	0	0.00%	0	0.00%
AGECHECK	6	3	50.00%	0	0.00%	0	0.00%	2	33.33%	0	0.00%	0	0.00%	0	0.00%	0	0.00%
CHANGEAGE	3	1	33.33%	0	0.00%	0	0.00%	0	0.00%	0	0.00%	0	0.00%	0	0.00%	2	66.67%
GDOBCCHANGE	3	2	66.67%	0	0.00%	1	33.33%	0	0.00%	0	0.00%	0	0.00%	0	0.00%	0	0.00%
GHO_A	84	32	38.10%	17	20.24%	24	28.57%	0	0.00%	4	4.76%	2	2.38%	0	0.00%	5	5.95%
GHO_A2	2	1	50.00%	1	50.00%	0	0.00%	0	0.00%	0	0.00%	0	0.00%	0	0.00%	0	0.00%
GHO_B	42	30	71.43%	2	4.76%	3	7.14%	0	0.00%	1	2.38%	0	0.00%	0	0.00%	0	0.00%
GHO_B2	39	33	84.62%	1	2.56%	2	5.13%	0	0.00%	3	7.69%	0	0.00%	0	0.00%	0	0.00%
GHO_C	14	9	64.29%	0	0.00%	0	0.00%	0	0.00%	1	7.14%	0	0.00%	0	0.00%	3	21.43%
GRACE	53	20	37.74%	3	5.66%	20	37.74%	5	9.43%	1	1.89%	3	5.66%	0	0.00%	2	3.77%

GRACE2	15	8	53.33%	0	0.00%	4	26.67%	1	6.67%	0	0.00%	2	13.33%	0	0.00%	0	0.00%
GRACE3	68	17	25.00%	12	17.65%	30	44.12%	1	1.47%	0	0.00%	1	1.47%	0	0.00%	7	10.29%
GRACE4	36	28	77.78%	0	0.00%	1	2.78%	0	0.00%	0	0.00%	6	16.67%	0	0.00%	1	2.78%
AIAN_WI	1	0	0.00%	0	0.00%	0	0.00%	0	0.00%	0	0.00%	1	100.00%	0	0.00%	0	0.00%
AIAN2_WI	0	0	0.00%	0	0.00%	0	0.00%	0	0.00%	0	0.00%	0	0.00%	0	0.00%	0	0.00%
ASIAN	0	0	0.00%	0	0.00%	0	0.00%	0	0.00%	0	0.00%	0	0.00%	0	0.00%	0	0.00%
ASIAN2	0	0	0.00%	0	0.00%	0	0.00%	0	0.00%	0	0.00%	0	0.00%	0	0.00%	0	0.00%
ASIAN_WI	0	0	0.00%	0	0.00%	0	0.00%	0	0.00%	0	0.00%	0	0.00%	0	0.00%	0	0.00%
NHPI	0	0	0.00%	0	0.00%	0	0.00%	0	0.00%	0	0.00%	0	0.00%	0	0.00%	0	0.00%
NHPI2	0	0	0.00%	0	0.00%	0	0.00%	0	0.00%	0	0.00%	0	0.00%	0	0.00%	0	0.00%
NHPI_WI	0	0	0.00%	0	0.00%	0	0.00%	0	0.00%	0	0.00%	0	0.00%	0	0.00%	0	0.00%
SOR	103	68	66.02%	0	0.00%	7	6.80%	4	3.88%	1	0.97%	3	2.91%	0	0.00%	11	10.68%
Total	705	435	61.70%	46	6.52%	105	14.89%	16	2.27%	21	2.98%	24	3.40%	0	0.00%	40	5.67%

Source: BY LANGUAGE CFU Frequencies.xlsx

MODULE G: RESPONDENT RESPONSE BEHAVIOR-MIXED ENGLISH/SPANISH																	
	Total Count	CA		CWI		UCA		QA		CL		DK		REF		I/O	
		N	%	N	%	N	%	N	%	N	%	N	%	N	%	N	%
GINTRO	0	0	0%	0	0%	0	0%	0	0%	0	0%	0	0%	0	0%	0	0%
GRELT	0	0	0%	0	0%	0	0%	0	0%	0	0%	0	0%	0	0%	0	0%
SONDAU	0	0	0%	0	0%	0	0%	0	0%	0	0%	0	0%	0	0%	0	0%
GSEX	0	0	0%	0	0%	0	0%	0	0%	0	0%	0	0%	0	0%	0	0%
GSEX_B	0	0	0%	0	0%	0	0%	0	0%	0	0%	0	0%	0	0%	0	0%
GDOBAGE	0	0	0%	0	0%	0	0%	0	0%	0	0%	0	0%	0	0%	0	0%
GAGE	0	0	0%	0	0%	0	0%	0	0%	0	0%	0	0%	0	0%	0	0%
AGECHECK	0	0	0%	0	0%	0	0%	0	0%	0	0%	0	0%	0	0%	0	0%
CHANGEAGE	0	0	0%	0	0%	0	0%	0	0%	0	0%	0	0%	0	0%	0	0%
GDOBCHANGE	0	0	0%	0	0%	0	0%	0	0%	0	0%	0	0%	0	0%	0	0%
GHO_A	0	0	0%	0	0%	0	0%	0	0%	0	0%	0	0%	0	0%	0	0%
GHO_A2	0	0	0%	0	0%	0	0%	0	0%	0	0%	0	0%	0	0%	0	0%
GHO_B	0	0	0%	0	0%	0	0%	0	0%	0	0%	0	0%	0	0%	0	0%
GHO_B2	0	0	0%	0	0%	0	0%	0	0%	0	0%	0	0%	0	0%	0	0%
GHO_C	0	0	0%	0	0%	0	0%	0	0%	0	0%	0	0%	0	0%	0	0%
GRACE	2	1	50%	0	0%	1	50%	0	0%	0	0%	0	0%	0	0%	0	0%
GRACE2	0	0	0%	0	0%	0	0%	0	0%	0	0%	0	0%	0	0%	0	0%
GRACE3	0	0	0%	0	0%	0	0%	0	0%	0	0%	0	0%	0	0%	0	0%
GRACE4	0	0	0%	0	0%	0	0%	0	0%	0	0%	0	0%	0	0%	0	0%
AIAN_WI	0	0	0%	0	0%	0	0%	0	0%	0	0%	0	0%	0	0%	0	0%
AIAN2_WI	0	0	0%	0	0%	0	0%	0	0%	0	0%	0	0%	0	0%	0	0%
ASIAN	0	0	0%	0	0%	0	0%	0	0%	0	0%	0	0%	0	0%	0	0%
ASIAN2	0	0	0%	0	0%	0	0%	0	0%	0	0%	0	0%	0	0%	0	0%

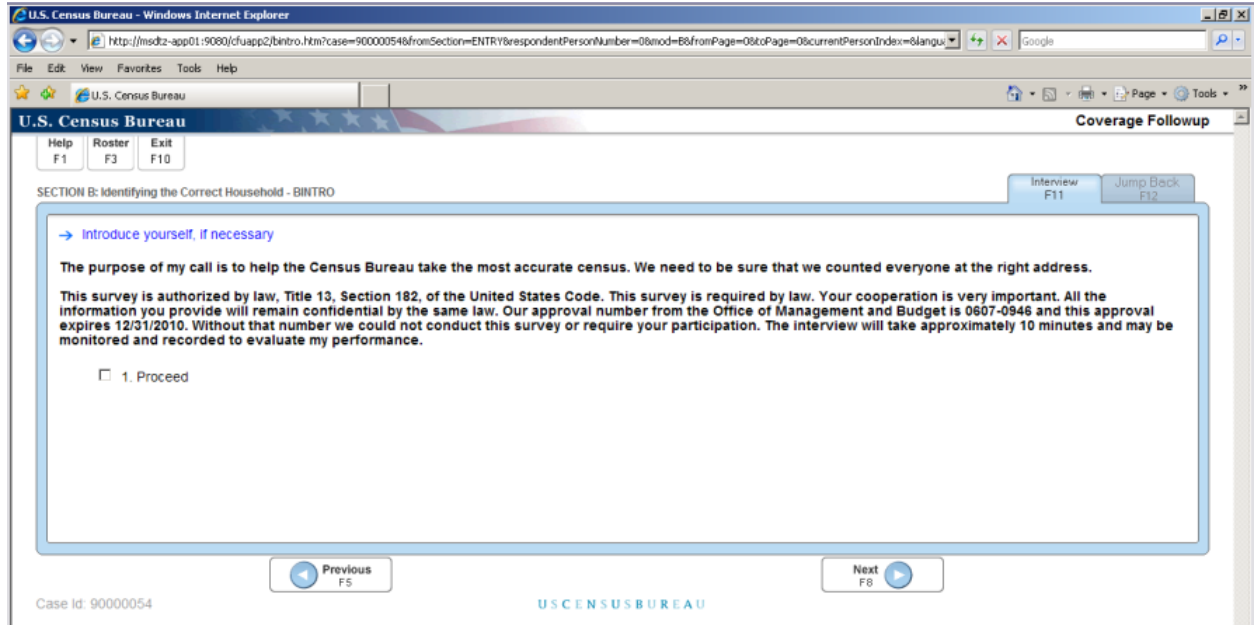
ASIAN_WI	0	0	0%	0	0%	0	0%	0	0%	0	0%	0	0%	0	0%	0	0%
NHPI	0	0	0%	0	0%	0	0%	0	0%	0	0%	0	0%	0	0%	0	0%
NHPI2	0	0	0%	0	0%	0	0%	0	0%	0	0%	0	0%	0	0%	0	0%
NHPI_WI	0	0	0%	0	0%	0	0%	0	0%	0	0%	0	0%	0	0%	0	0%
SOR	0	0	0%	0	0%	0	0%	0	0%	0	0%	0	0%	0	0%	0	0%
Total	2	1	50%	0	0%	1	50%	0	0%	0	0%	0	0%	0	0%	0	0%

Source: BY LANGUAGE CFU Frequencies.xlsx

2010 CFU Questionnaire Guide



B1: BINTRO



Spanish Text:

El propósito de mi llamada es ayudar a la Oficina del Censo a llevar a cabo el censo más preciso que sea posible. (*El propósito de mi llamada es ayudar al Negociado del Censo a llevar a cabo el censo más preciso que sea posible.*) Tenemos que asegurar que hemos contado a todas las personas en la dirección correcta.

Según la ley, esta encuesta está autorizada por la sección 182 del título 13 del Código de los Estados Unidos. Esta encuesta es obligatoria, y su cooperación es muy importante. Toda la información que usted proporcione permanecerá confidencial. Nuestro número de aprobación de la Oficina de Administración y Presupuesto es el {OMBNUM} y esta aprobación es válida hasta el {TBD}. La entrevista tomará aproximadamente 10 minutos y podrá ser supervisada y grabada para evaluar mi trabajo.

B1b: BCONFIRMHH

U.S. Census Bureau Coverage Followup

Help F1 Roster F3 Exit F10

SECTION B: Identifying the Correct Household - BCONFIRMHH Interview F11 Jump Back F12

Just to confirm, is this the FILLMORE household?

1. Yes

9. No

Case Id: 12400957 USCENSUSBUREAU

← Previous F5 Next F6 →

Spanish Text:

Solamente para confirmar, ¿es este el hogar de {LAST NAME}?

B2: BKNOWHH

U.S. Census Bureau Coverage Followup

Help F1 Roster F3 Exit F10

SECTION B: Identifying the Correct Household - BKNOWHH Interview F11 Jump Back F12

Do you know the FILLMORE household?

1. Yes

9. No

Case Id: 12400957 Previous F5 Next F8 USCENSUSBUREAU

Spanish Text:

¿Conoce usted a los miembros del hogar de los { fill first three values of LAST NAME}?

B3: BMOVENBOR

U.S. Census Bureau Coverage Followup

Help F1 Roster F3 Exit F10

SECTION B: Identifying the Correct Household - BMOVENBOR Interview F11 Jump Back F12

Did the FILLMORE household move out, are they neighbors who live nearby, or do you know them some other way?

- 1. Moved Out
- 2. Neighbors
- 3. Other

Case Id: 12400957 U S C E N S U S B U R E A U

← Previous F5 Next F8 →

Spanish Text:

¿Se mudó el hogar de los {fill first three values of LAST NAME}, son vecinos que viven cerca o los conoce usted de alguna otra forma?

B4a: BMOVEDATE

U.S. Census Bureau Coverage Followup

Help F1 Roster F3 Exit F10

SECTION B: Identifying the Correct Household - BMOVEDATE Interview F11 Jump Back F12

When did they move out?

Date (mm/dd/yyyy)

	/		/	
--	---	--	---	--

Case Id: 12400957 Previous F5 Next F8 USCENSUSBUREAU

Spanish Text:
¿Cuándo se mudaron?

B4b: BMOVE41

U.S. Census Bureau Coverage Followup

Help F1 Roster F3 Exit F10

SECTION B: Identifying the Correct Household - BMOVE41 Interview F11 Jump Back F12

Did the FILLMORE household move out before, on, or after April 1, 2010?

1. Before

2. On

3. After

Case Id: 12400957 ← Previous F5 USCENSUSBUREAU Next F8 →

Spanish Text:

¿Se mudó el hogar de los {fill LAST NAME} antes del 1 de abril de 2010, el 1 de abril de 2010, o después del 1 de abril de 2010?

Answers:

1. Antes
2. En esa fecha
3. Después

B5a: BCONTACT

U.S. Census Bureau Coverage Followup

Help F1 Roster F3 Exit F10

SECTION B: Identifying the Correct Household - BCONTACT Interview F11 Jump Back F12

Do you know how to contact the Spencer household?

1. Yes

9. No

Case id: 59000054 USCENSUSBUREAU Previous F5 Next F8

Spanish Text:

¿Sabe usted cómo comunicarse con el hogar de los {fill LAST NAME}?

B5b: BCONTADDRESS

U.S. Census Bureau Coverage Followup

Help F1 Roster F3 Exit F10

SECTION B: Identifying the Correct Household - BCONTADDRESS Interview F11 Jump Back F12

What is the address and phone number?

Address Type: City Style P.O. Box Rural Route

House Number Street

Unit Designation

City State ZIP Code

Area Code Number
() -

Case Id: 12400957 U S C E N S U S B U R E A U

Previous F5 Next F8

Spanish Text:

¿Cuál es la dirección y el número de teléfono?

B6: BLIVEHERE

U.S. Census Bureau Coverage Followup

Help F1 Roster F3 Exit F10

SECTION B: Identifying the Correct Household - BLIVEHERE Interview F11 Jump Back F12

Were you living at 322 VIA DA VINCI COURT on April 1, 2010?

1. Yes

9. No

Case Id: 12400957 ← Previous F5 USCENSUSBUREAU Next F8 →

Spanish Text:

¿Vivía usted en {fill ADDRESS} el 1 de abril de 2010?

B7b: BOTHADDRESS

U.S. Census Bureau Coverage Followup

Help F1 Roster F3 Exit F10

SECTION B: Identifying the Correct Household - BOTHADDRESS Interview F11 Jump Back F12

What is that address?

Address Type: City Style P.O. Box Rural Route

House Number Street

Unit Designation

City State ZIP Code

Case Id: 13527996 ← Previous F5 Next F8 → USCENSUSBUREAU

Spanish Text:
¿Cuál es esa dirección?

**B8:
BRESPWHO**

U.S. Census Bureau Coverage Followup

Help F1 Roster F3 Exit F10

Interview F11 Jump Back F12

SECTION B: Identifying the Correct Household - BRESPWHO

Do you know who completed the census form or interview?

1. Yes

9. No

Case Id: 13527996 **U S C E N S U S B U R E A U**

Previous F5 Next F8

Spanish Text:

¿Sabe usted quién completó el cuestionario o la entrevista del censo?

B9: BPRESPWHONAME

U.S. Census Bureau Coverage Followup

Help F1 Roster F3 Exit F10

SECTION B: Identifying the Correct Household - BRESPWHONAME Interview F11 Jump Back F12

Who is that person?

- 1. Marissa X Spencer
- 2. Richard X Spencer
- 3. Isabella X Spencer
- 4. Christopher X Spencer
- 8. Respondent lives in household but is not on Roster
- 9. Respondent does not live in Household (Caregiver/Translator)

Previous F5 Next F8

Case Id: 59000053 USCENSUSBUREAU

Spanish Text:

¿Quién es esa persona?

Answers:

List QRP1-QRP6

8. El respondedor vive en el hogar pero no está en la lista

9. El respondedor no vive en el hogar (Persona que cuida a alguien/Traductor)

B10: BCFRESPAVAIL

U.S. Census Bureau Coverage Followup

Help F1 Roster F3 Exit F10

SECTION B: Identifying the Correct Household - BCFRESPAVAIL Interview F11 Jump Back F12

→ Only if RESPWHONAME = NOHH. If Caregiver or Translator is on the Phone, select Yes if they can speak on the behalf of Marissa X Spencer

May I speak to Marissa X Spencer?

1. Yes

2. No, respondent no longer lives here

3. No, respondent is currently not available

Previous F5 Next F8

Case Id: 59000053 USCENSUSBUREAU

Spanish Text:

¿Puedo hablar con {FULL NAME (QRP1)}?

(INTNOTE: Si la persona que cuida a alguien o el traductor está al teléfono, seleccione "Sí" cuando puedan hablar a nombre de {FULL NAME QRP1})

Answers:

1. Sí, (FULL NAME of QRP1) está disponible
2. No, el respondedor ya no vive aquí
3. No, el respondedor no está disponible ahora

B11: BQRP1RESPAVAIL

U.S. Census Bureau Coverage Followup

Help F1 Roster F3 Exit F10

SECTION B: Identifying the Correct Household - BQRP1RESPAVAIL

Interview F11 Jump Back F12

→ Only if RESPWHONAME = NOHH. If Caregiver or Translator is on the Phone, select Yes if they can speak on the behalf of Marissa X Spencer

May I speak to Marissa X Spencer?

1. Yes

2. No, respondent no longer lives here

3. No, respondent is currently not available

Previous F5 USCENSUSBUREAU Next F8

Case Id: 59000053

Spanish Text:

¿Puedo hablar con {FULL NAME (QRP1)}?

(INT NOTE: Only if RESPWHONAME = NOHH. If Caregiver or Translator is on the Phone, select Yes if they can speak on the behalf of {fill FULLNAME of QRP1})

Answers:

1. Sí, (FULL NAME of QRP1) está disponible
2. No, el respondedor ya no vive aquí
3. No, el respondedor no está disponible ahora

B12: BNEWRESP

U.S. Census Bureau - Windows Internet Explorer
http://msdz-app01:9080/cuapp2/binro.htm#

U.S. Census Bureau

U.S. Census Bureau Coverage Followup

Help F1 Roster F3 Exit F10

SECTION B: Identifying the Correct Household - BNEWRESP Interview F11 Jump Back F12

May I speak with:

- 1. Marissa X Spencer
- 2. Richard X Spencer
- 3. Isabella X Spencer
- 4. Christopher X Spencer
- 5. dfhsdh stg
- 8. No, respondent no longer lives here
- 9. No, respondent is currently not available

Previous F5 Next F8

Case id: 90000054 USCENSUSBUREAU

Spanish Text:

Puedo hablar con {FULL NAMES of QRP 1-6}

Answers:

{list QRP 1-6}

8. No, el respondedor ya no vive aquí

9. No, el respondedor no está disponible en este momento

B13: BRWNTRAN

U.S. Census Bureau Coverage Followup

Help F1 Roster F3 Exit F10

SECTION B: Identifying the Correct Household - BRWNTRAN Interview F11 Jump Back F12

In the interview whenever I say 'you' I mean HELEN O LONG?

1. Proceed

Case Id: 12163317 ← Previous F5 USCENSUSBUREAU Next F8 →

Spanish Text:

Durante la entrevista, cada vez que yo diga 'usted' me refiero a {FULL NAME of QRP1}

B14: BQRESPb

U.S. Census Bureau - Coverage Followup

Help F1 Roster F3 Exit F10

SECTION B: Identifying the Correct Household - BQRESPb Interview F11 Jump Back F12

May I speak with:

- 1. Richard X Spencer
- 2. Isabella X Spencer
- 3. Christopher X Spencer
- 8. No, the respondents mentioned no longer live here
- 9. No, respondent is currently not available

Previous F5 Next F8

Case Id: 90000054

USCENSUSBUREAU

Spanish Text:

Puedo hablar con {FULL NAMES of QRP 2-6}

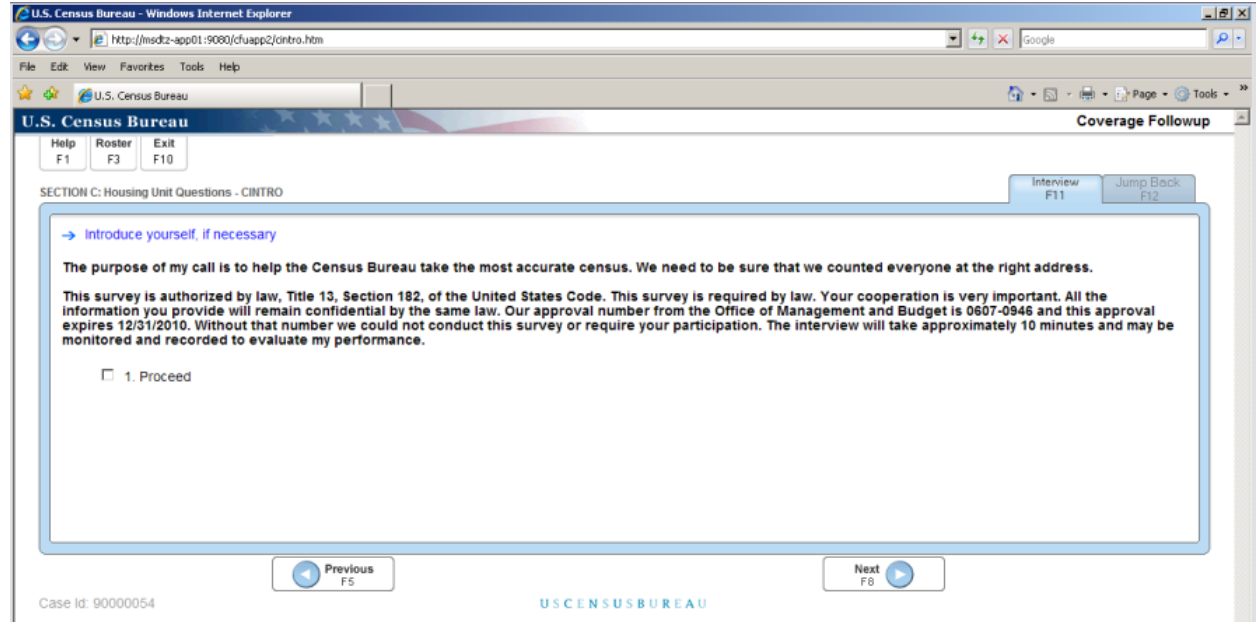
Answers:

{list QRP 2-6}

8. No, el respondedor ya no vive aquí

9. No, el respondedor no está disponible ahora

C1: CINTRO: Introduction



Spanish Text:

El propósito de mi llamada es ayudar a la Oficina del Censo a llevar a cabo el censo más preciso que sea posible. *(El propósito de mi llamada es ayudar al Negociado del Censo a llevar a cabo el censo más preciso que sea posible.)* Tenemos que asegurar que nadie haya sido omitido ni contado en más de un lugar.

Según la ley, esta encuesta está autorizada por la sección 182 del título 13 del Código de los Estados Unidos. Esta encuesta es obligatoria, y su cooperación es muy importante. Toda la información que usted proporcione permanecerá confidencial. Nuestro número de aprobación de la Oficina de Administración y Presupuesto es el { xxxx-xxxx } y esta aprobación es válida hasta el { expiration date }. Sin ese número no podríamos llevar a cabo la encuesta o requerir su participación. La entrevista tomará aproximadamente 10 minutos y podrá ser supervisada y grabada para evaluar mi trabajo.

C2: CRIGHTADD: Address Verification

U.S. Census Bureau Coverage Followup

Help F1 Roster F3 Exit F10

SECTION C: Housing Unit Questions - CRIGHTADD Interview F11 Jump Back F12

Have I reached 232 SHELDON COURT?

1. Yes

9. No

Case Id: 13496184 U S C E N S U S B U R E A U Previous F5 Next F8

Spanish Text:

¿Me he comunicado con {fill STREET_ADDRESS}?

C2b: CADDRESS

U.S. Census Bureau Coverage Followup

Help F1 Roster F3 Exit F10

SECTION C: Housing Unit Questions - CADDRESS Interview F11 Jump Back F12

What address have I reached?

Address Type: City Style P.O. Box Rural Route

House Number Street Name

Unit Designation

City State ZIP Code

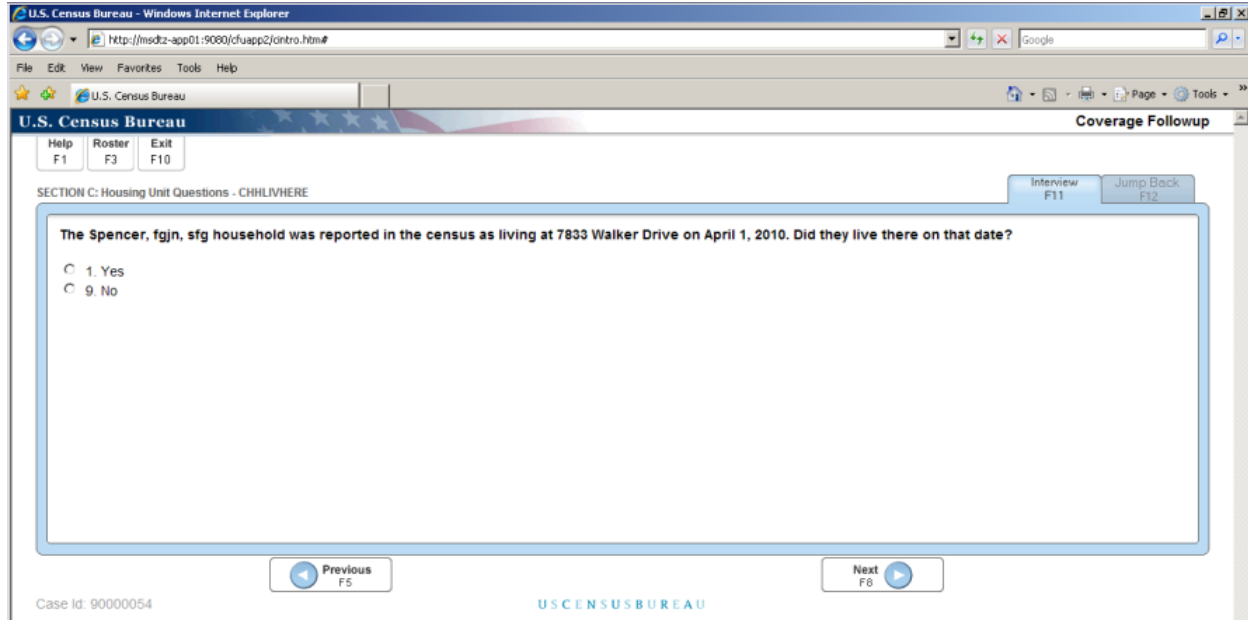
Case Id: 13496184 U S C E N S U S B U R E A U

← Previous F5 Next F8 →

Spanish Text:

¿Con qué dirección me he comunicado?

C3: CHHLIVEHERE



Spanish Text:

En el Censo se informó que el hogar de los {fill first 3 unique LAST NAME} vivía en {fill STREET_ADDRESS} el 1 de abril de 2010. ¿Vivían ellos allí en esa fecha?

C3b: CMOVEBOR

U.S. Census Bureau Coverage Followup

Help F1 | Roster F3 | Exit F10

SECTION C: Housing Unit Questions - CMOVEBOR Interview F11 | Jump Back F12

The Census Bureau needs to be sure we counted everyone at the right address. Can you tell me about the address I mentioned before, 232 SHELDON COURT? Is it...

- 1. Your neighbor's address?
- 2. A friend or relative's house?
- 3. An address your household moved out of?
- 4. Another place you sometimes live or stay?
- 5. None of the above

Case Id: 13496184 USCENSUSBUREAU

Previous F5 Next F8

Spanish Text:

La Oficina del Censo necesita asegurarse de que contamos a todas las personas en la dirección correcta. ¿Puede usted darme información acerca de la dirección que mencioné antes {fill ADDRESS}? ¿Es ese lugar

Respuestas:

1. La dirección de su vecino?
2. Es ésta la casa de un amigo o pariente?
3. Una dirección de la cual se mudaron los miembros de su hogar?
4. Otro lugar en el que usted a veces vive o se queda?
5. Ninguna de las anteriores.

**C3c:
CMOVEDATE**

U.S. Census Bureau Coverage Followup

Help F1 Roster F3 Exit F10

SECTION C: Housing Unit Questions - CMOVEDATE Interview F11 Jump Back F12

When did the CLEVELAND household move out?

Date (mm/dd/yyyy)

<input style="width: 90%;" type="text"/>	/	<input style="width: 90%;" type="text"/>	/	<input style="width: 90%;" type="text"/>
--	---	--	---	--

Case Id: 13496184 USCENSUSBUREAU Previous F5 Next F8

Spanish Text:

¿Cuándo se mudó de allí el hogar de {fill Last Name}?

C3d: CMOVE41

U.S. Census Bureau Coverage Followup

Help F1 Roster F3 Exit F10

SECTION C: Housing Unit Questions - CMOVE41 Interview F11 Jump Back F12

Did the CLEVELAND household move out before, on, or after April 1, 2010?

1. Before

2. On

3. After

Case Id: 13496184 U S C E N S U S B U R E A U Previous F5 Next F8

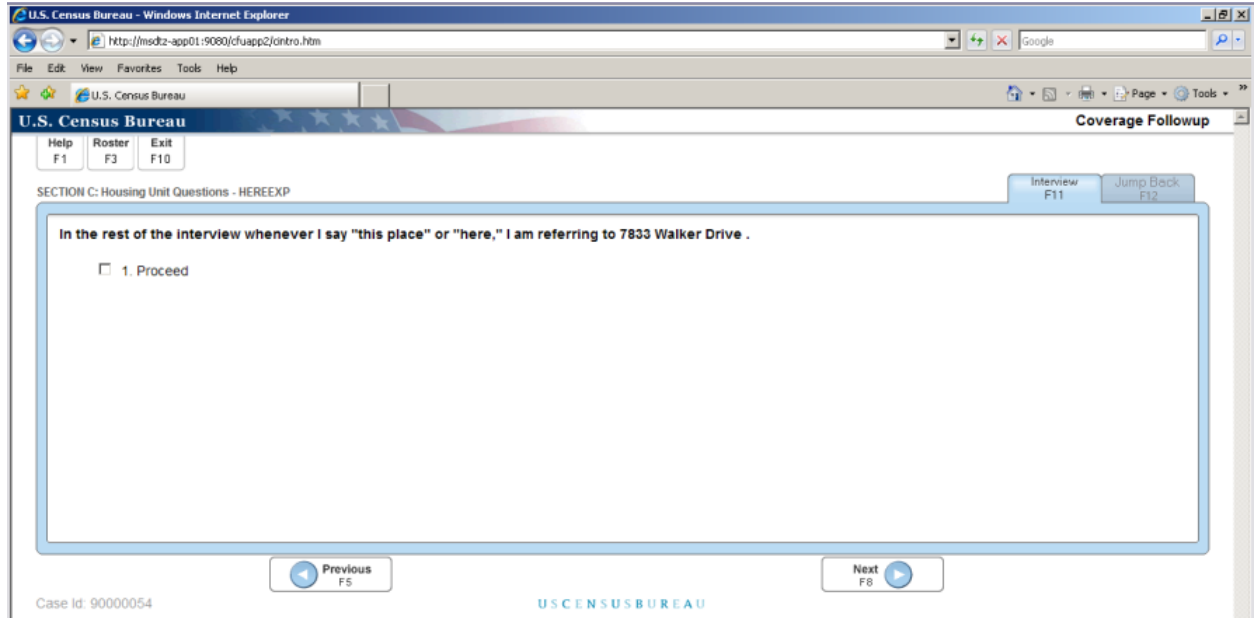
Spanish Text:

¿Se mudó el hogar de los {fill first three unique values of LAST NAME} antes del 1 de abril de 2010, el 1 de abril de 2010, o después del 1 de abril de 2010?

Answers:

1. Antes
2. En esa fecha
3. Después

C4: HEREEXP



Spanish Text:

En el resto de la entrevista, cuando yo diga “este lugar” o “aquí,” me estoy refiriendo a {fill ADDRESS}.

C9: TENURE

U.S. Census Bureau Coverage Followup

Help F1 Roster F3 Exit F10

SECTION C: Housing Unit Questions - TENURE Interview F11 Jump Back F12

Does someone in this household own this house, apartment, or mobile home, with a mortgage or loan (including home equity loans), own it free and clear, rent it, or occupy it without having to pay rent?

- 1. Own with a mortgage or loan (including home equity loans)
- 2. Own free and clear
- 3. Rent
- 4. Occupy without having to pay rent

Case Id: 13496184 U S C E N S U S B U R E A U

Previous F5 Next F8

Spanish Text:

¿Es {if HOUSE_SIZE =1 fill: “usted” / if HOUSE_SIZE > 1 fill: “usted o alguien en este hogar”} propietario(a) de esta casa, apartamento o casa móvil con una hipoteca o préstamo (incluyendo préstamos sobre el valor líquido de la casa), propietario(a) libre y sin deudas (sin una hipoteca o préstamo), la alquila o la ocupa sin pago de alquiler?

1. Propietario(a) con una hipoteca o préstamo (incluyendo préstamos sobre el valor líquido)
2. Propietario(a) libre y sin deuda (sin una hipoteca o préstamo)
3. La alquila
4. La ocupa sin pago de alquiler

D1: DINTRO

U.S. Census Bureau Coverage Followup

Help F1 Roster F3 Exit F10

SECTION D: Review of Roster - DINTRO Interview F11 Jump Back F12

Now, let's review the list of people we counted here on April 1, 2010. I have listed:

→ Read only names. Do not read ages. Ages should only be used to clarify between names if necessary.

First Name	M.I.	Last Name	Age
LOU	P	CLEVELAND	39
ELIZABETH	T	CLEVELAND	42
ABRAHAM		CLEVELAND	46
WILLIAM	P	CLEVELAND	59
ELLEN		CLEVELAND	75
GERALD	I	CLEVELAND	60
LUCY	Z	CLEVELAND	91
RONALD	J	CLEVELAND	67

→ There are 9 people in roster. Scroll down to see more.

1. Proceed
 2. Edit Name

[Use Jump Back to Navigate Backwards](#) Previous F5 Next F8

Case Id: 13496184 USCENSUSBUREAU

Spanish Text:

Ahora, repasemos la lista de personas que contamos aquí el 1 de abril de 2010. Tengo anotados:
(List of names)

(INT NOTE: Read only names. Do not read ages. Ages should only be used to clarify between names if necessary.)

{HOUSE_SIZE} people in roster. Scroll down to see more.)

D2: DEDITNAME

U.S. Census Bureau Coverage Followup

Help F1 Roster F3 Exit F10

SECTION D: Review of roster - DEDITNAME Interview F11 Jump Back F12

→ To edit an entry, select a textbox and type over it.

First Name	M.I.	Last Name	Age
LOU	P	CLEVELAND	39
ELIZABETH	T	CLEVELAND	42
ABRAHAM		CLEVELAND	46
WILLIAM	P	CLEVELAND	59
ELLEN		CLEVELAND	75
GERALD	I	CLEVELAND	60
LUCY	Z	CLEVELAND	91

Proceed (CTRL + P) Clear all changes CTRL+C

[Back to Previously Completed Loop](#) Previous F5 Next F8

Case Id: 13496184 USCENSUSBUREAU

Spanish Text:

(INT NOTE: To edit an entry, select a textbox and type over it.)

D1 – roster(pn): DROSTER

U.S. Census Bureau Coverage Followup

Help F1 Roster F3 Exit F10

SECTION D: Review of Roster - DROSTERPN Interview F11 Jump Back F12

Is there anyone I've mentioned that you don't know?

1. Yes
 9. No

First Name	M.I.	Last Name	Age
LOU	P	CLEVELAND	39
ELIZABETH	T	CLEVELAND	42
ABRAHAM		CLEVELAND	46
WILLIAM	P	CLEVELAND	59
ELLEN		CLEVELAND	75
GERALD		CLEVELAND	80

[Back to Previously Completed Loop](#)

Case Id: 13496184 USCENSUSBUREAU

Spanish Text:

¿Hay alguien que yo he mencionado que usted no conozca?

D1 – roster(p1): DROSTER

U.S. Census Bureau Coverage Followup

Help F1 Roster F3 Exit F10

SECTION D: Review of Roster - DROSTERP1 Interview F11 Jump Back F12

Is your name correct?

1. Yes
 9. No

First Name	M.I.	Last Name	Age
TRONG		KENNEDY	18

[Back to Previously Completed Loop](#) Previous F5 Next F8

Case Id: 13483856 USCENSUSBUREAU

Spanish Text:

¿Está su nombre correcto?

**D3:
DWHODK**

U.S. Census Bureau Coverage Followup

Help F1 Roster F3 Exit F10

Interview F11 Jump Back F12

SECTION D: Review of Roster - DWHODK

Who is the person(s) you don't know?

→ [Select all that apply.](#)

	First Name	M.I.	Last Name	Age
1	LOU	P	CLEVELAND	39
<input type="checkbox"/>	2	ELIZABETH	T CLEVELAND	42
<input type="checkbox"/>	3	ABRAHAM	CLEVELAND	46
<input type="checkbox"/>	4	WILLIAM	P CLEVELAND	59
<input type="checkbox"/>	5	ELLEN	CLEVELAND	75
<input type="checkbox"/>	6	GERALD	I CLEVELAND	60
<input type="checkbox"/>	7	LUCY	Z CLEVELAND	91
<input type="checkbox"/>	8	RONALD	J CLEVELAND	67

[Back to Previously Completed Loop](#) Previous F5 Next F8

Case Id: 13496184 USCENSUSBUREAU

Spanish Text:

¿Quién es la persona o personas que usted no conoce?

(INT NOTE: Select all that apply)

(List of names)

D4a: DUPLICATEMORE1: Duplicates

U.S. Census Bureau Coverage Followup

Help F1 Roster F3 Exit F10

Interview F11 Jump Back F12

SECTION D: Review of Roster - DUPLICATEMORE1

Is there anyone on this list more than once?

1. Yes
 9. No

First Name	M.I.	Last Name	Age
LOU	P	CLEVELAND	39
ABRAHAM		CLEVELAND	46
WILLIAM	P	CLEVELAND	59
ELLEN		CLEVELAND	75
GERALD	I	CLEVELAND	60
LUCY	Z	CLEVELAND	64

[Back to Previously Completed Loop](#)

Case Id: 13496184 USCENSUSBUREAU

Spanish Text:

¿Aparece alguien en esta lista más de una vez?

D5: DUPLICATEKEEP

U.S. Census Bureau Coverage Followup

Help F1 Roster F3 Exit F10

SECTION D: Review of Roster - DUPLICATEKEEP Interview F11 Jump Back F12

→ You will identify "duplicates" one set at a time. If there are more than one 'set', you will be prompted to identify them later.

Who is the person listed more than once?

→ Select the person you want to keep. The person should have the most correct name and age data. If the data look similar, keep the person with the smallest person number.

	First Name	M.I.	Last Name	Age
<input type="radio"/>	1 Marissa	X	Spencer	30
<input type="radio"/>	2 Richard	X	Spencer	30
<input type="radio"/>	3 Isabella	X	Spencer	30
<input type="radio"/>	4 Christopher	X	Spencer	30

[Back to Previously Completed Loop](#)

USCENSUSBUREAU

Spanish Text:

(INT NOTE: You will identify 'duplicates' one set at a time. If there are more than one set, you will be prompted to identify them later.)

¿Quién es la persona que aparece en la lista más de una vez?

(INT NOTE: Select the person you want to keep. The person should have the most correct name and age data. If the data look similar, keep the person with the smallest person number.)

(List of names)

D6: DUPLICATEDROP

U.S. Census Bureau - Windows Internet Explorer
http://msd2-app01:9080/cfuapp2/dintro.htm

U.S. Census Bureau Coverage Followup

Help F1 Roster F3 Exit F10

SECTION D: Review of Roster - DUPLICATEDROP Interview F11 Jump Back F12

What name(s) is the same as Marissa X Spencer?
→ Select the person(s) you want to remove.

	First Name	M.I.	Last Name	Age
<input checked="" type="checkbox"/>	1 Marissa	X	Spencer	
<input type="checkbox"/>	2 Richard	X	Spencer	
<input type="checkbox"/>	3 Isabella	X	Spencer	
<input type="checkbox"/>	4 Christopher	X	Spencer	
<input type="checkbox"/>	aa		bb	

Back to Previously Completed Loop Previous F5 Next F8

Case Id: 90000055 USCENSUSBUREAU

Spanish Text:

¿Qué nombre es el mismo que {fill FULL NAME}?
(INT NOTE: Select the person(s) you want to remove)
(List of names)

D4b: DUPLICATEMORE2

U.S. Census Bureau Coverage Followup

Help F1 Roster F3 Exit F10

SECTION D: Review of Roster - DUPLICATEMORE2 Interview F11 Jump Back F12

Is there another person listed more than once?

1. Yes
 9. No

First Name	M.I.	Last Name	Age
LOU	P	CLEVELAND	39
ABRAHAM		CLEVELAND	46
ELLEN		CLEVELAND	75
GERALD	I	CLEVELAND	60
LUCY	Z	CLEVELAND	91
DONALD		CLEVELAND	67

[Back to Previously Completed Loop](#) Previous F5 Next F8

Case Id: 13496184 USCENSUSBUREAU

Spanish Text:

¿Hay alguna otra persona listada más de una vez?

D6a: MISSBABY: Missed Babies

U.S. Census Bureau Coverage Followup

Help F1 Roster F3 Exit F10

SECTION D: Review of Roster - MISSBABY Interview F11 Jump Back F12

→ Use the Roster link above or press F3 to see roster.

I'd like to make sure that we are not missing anyone who lived or stayed here at 232 SHELDON COURT on April 1, 2010.

Other than the people we've already mentioned, were there:

- any newborns or babies?

1. Yes
 9. No

[Back to Previously Completed Loop](#) Previous F5 Next F8

Case Id: 13496184 USCENSUSBUREAU

Spanish Text:

Quisiera asegurarme de que no omitimos a nadie que vivía o se quedaba aquí en {STREET ADDRESS} el 1 de abril de 2010. Aparte de las personas que ya mencionamos, ¿había: algún bebé recién nacido u otro bebé?

**D6a-1:
BABYELSE**

U.S. Census Bureau Coverage Followup

Help F1 Roster F3 Exit F10

Interview F11 Jump Back F12

SECTION D: Review of Roster - BABYELSE

Are there any other newborns or babies?

1. Yes

9. No

[Back to Previously Completed Loop](#) Previous F5 Next F8

Case Id: 13496184 USCENSUSBUREAU

Spanish Text:

¿Hay algún bebé recién nacido u otro bebé?

D6b: MISSFOSTER

U.S. Census Bureau Coverage Followup

Help F1 Roster F3 Exit F10

SECTION D: Review of Roster - MISSFOSTER Interview F11 Jump Back F12

Any foster children?

1. Yes

9. No

[Back to Previously Completed Loop](#) Previous F5 Next F8

Case Id: 13496184 U S C E N S U S B U R E A U

Spanish Text:

¿Algún hijo de crianza del programa Foster del gobierno?

D6b-1: FOSTERELSE

U.S. Census Bureau Coverage Followup

Help F1 Roster F3 Exit F10

SECTION D: Review of Roster - FOSTERELSE Interview F11 Jump Back F12

Are there any other foster children?

1. Yes
 9. No

[Back to Previously Completed Loop](#) Previous F5 Next F8

Case Id: 13496184 USCENSUSBUREAU

Spanish Text:

¿Hay algún otro hijo de crianza del programa Foster del gobierno?

D6c: MISSCHILD

U.S. Census Bureau Coverage Followup

Help F1 Roster F3 Exit F10

SECTION D: Review of Roster - MISSCHILD Interview F11 Jump Back F12

Any non-related children?

1. Yes

9. No

[Back to Previously Completed Loop](#) Previous F5 Next F8

Case Id: 13496184 U S C E N S U S B U R E A U

Spanish Text:

¿Algún niño que no es pariente?

D6c-1: CHILDELSE

U.S. Census Bureau Coverage Followup

Help F1 Roster F3 Exit F10

SECTION D: Review of Roster - CHILDELSE Interview F11 Jump Back F12

Are there any other non-related children?

1. Yes
 9. No

[Back to Previously Completed Loop](#) Previous F5 Next F8

Case Id: 13496184 USCENSUSBUREAU

Spanish Text:

¿Hay algún otro niño que no es pariente?

D6d: MISSREL

U.S. Census Bureau Coverage Followup

Help F1 Roster F3 Exit F10

SECTION D: Review of Roster - MISSREL Interview F11 Jump Back F12

Any other relatives who lived or stayed here?

1. Yes

9. No

[Back to Previously Completed Loop](#) Previous F5 Next F8

Case Id: 13496184 U S C E N S U S B U R E A U

Spanish Text:

¿Algún otro pariente que vivía o se quedaba aquí?

**D6d-1:
RELELSE**

U.S. Census Bureau Coverage Followup

Help F1 Roster F3 Exit F10

SECTION D: Review of Roster - RELELSE Interview F11 Jump Back F12

Are there any other relatives?

1. Yes
 9. No

[Back to Previously Completed Loop](#) Previous F5 Next F8

Case Id: 13496184 USCENSUSBUREAU

Spanish Text:
¿Hay algún otro pariente?

D6e: MISSROOM

U.S. Census Bureau Coverage Followup

Help F1 Roster F3 Exit F10

SECTION D: Review of Roster - MISSROOM Interview F11 Jump Back F12

Any non-relatives, roommates, or boarders?

1. Yes

9. No

[Back to Previously Completed Loop](#) Previous F5 Next F8

Case Id: 13496184 USCENSUSBUREAU

Spanish Text:

¿Alguna otra persona que no era pariente, o algún(a) compañero(a) de cuarto o inquilino(a)?

**D6e-1:
ROOMELSE**

U.S. Census Bureau Coverage Followup

Help F1 Roster F3 Exit F10

SECTION D: Review of Roster - ROOMELSE Interview F11 Jump Back F12

Are there any other roommates or nonrelatives?

1. Yes
 9. No

[Back to Previously Completed Loop](#) Previous F5 Next F8

Case Id: 13496184 USCENSUSBUREAU

Spanish Text:

¿Hay otro(a) compañero(a) de cuarto u otra persona que no es pariente?

D6f: MISSOFTEN

U.S. Census Bureau Coverage Followup

Help F1 Roster F3 Exit F10

SECTION D: Review of Roster - MISSOFTEN Interview F11 Jump Back F12

Anyone else who stayed here often?

1. Yes

9. No

[Back to Previously Completed Loop](#) Previous F5 Next F8

Case Id: 13496184 USCENSUSBUREAU

Spanish Text:

¿Alguien más que se quedaba aquí con frecuencia?

D6f-1: OFTENELSE

U.S. Census Bureau Coverage Followup

Help F1 Roster F3 Exit F10

SECTION D: Review of Roster - OFTENELSE Interview F11 Jump Back F12

Are there any other people who stay here often?

1. Yes
 9. No

[Back to Previously Completed Loop](#) Previous F5 Next F8

Case Id: 13483519 USCENSUSBUREAU

Spanish Text:

¿Hay alguna otra persona que se quede aquí con frecuencia?

D6g: MISSTEMP

U.S. Census Bureau Coverage Followup

Help F1 Roster F3 Exit F10

Interview F11 Jump Back F12

SECTION D: Review of Roster - MISSTEMP

Anyone else who had no other place to live?

1. Yes

9. No

[Back to Previously Completed Loop](#)

Case Id: 13496184 USCENSUSBUREAU

Spanish Text:

¿Alguien más que no tenía otro lugar donde vivir?

**D6g-1:
TEMPELSE**

U.S. Census Bureau Coverage Followup

Help F1 Roster F3 Exit F10

SECTION D: Review of Roster - TEMPELSE Interview F11 Jump Back F12

Are there any other people who had no other place to live?

1. Yes
 9. No

[Back to Previously Completed Loop](#)

Case Id: 13496184 USCENSUSBUREAU

Spanish Text:

¿Hay alguna otra persona que no tenía otro lugar donde vivir?

D7: ADDFN: Add Name to Roster

U.S. Census Bureau Coverage Followup

Help F1 Roster F3 Exit F10

SECTION D: Review of Roster - ADDFN Interview F11 Jump Back F12

What is his or her name?

First Name	M.I.	Last Name
<input type="text"/>	<input type="text"/>	<input type="text"/>

[Back to Previously Completed Loop](#) Previous F5 Next F8

Case Id: 13496184 USCENSUSBUREAU

Spanish Text:
¿Cuál es su nombre?

**D8:
ADDAGE**

The screenshot shows a web browser window titled "U.S. Census Bureau - Windows Internet Explorer". The address bar contains the URL "http://msdz-app01:9080/cfuapp2/dintro.htm". The browser's menu bar includes "File", "Edit", "View", "Favorites", "Tools", and "Help". The browser's toolbar shows "U.S. Census Bureau" as the current page, along with navigation icons for home, back, forward, and search, and a "Page" menu. The application header features the "U.S. Census Bureau" logo and a "Coverage Followup" dropdown menu. Below the header, there are three buttons: "Help F1", "Roster F3", and "Exit F10". The main content area is titled "SECTION D: Review of Roster - ADDAGE" and contains a blue-bordered box with the following text: "→ Make sure the respondent gives the age in completed years as of April 1, 2010. Do not round up. Do not enter age in months. For babies less than 1 year old, enter 0 as the age." Below this is the question "What was aa bb's age on April 1, 2010?" followed by the instruction "(Read aloud when necessary.) If you don't know the exact age, please estimate." and a text input field. To the right of the main content area are two buttons: "Interview F11" and "Jump Back F12". At the bottom of the page, there are three buttons: "Back to Previously Completed Loop", "Previous F5", and "Next F8". The footer includes "Case Id: 90000055" and the "USCENSUS BUREAU" logo.

Spanish Text:

¿Cuál era la edad de {FULL NAME} el 1 de abril de 2010?

(OPTIONAL TEXT: (Lea en voz alta si es necesario.) Si no sabe la edad exacta, por favor, dé un estimado.))

D9: UNDELETE

U.S. Census Bureau Coverage Followup

Help F1 Roster F3 Exit F10

Interview F11 Jump Back F12

SECTION D: Review of Roster - UNDELETE

→ Use the Roster link above or press F3 to see the current roster.

The following people have a status of unknown or duplicate and will be removed from the roster. Select anyone whose status is incorrect to keep them on the roster.

	First Name	M.I.	Last Name	Age
<input type="checkbox"/>	2 ELIZABETH	T	CLEVELAND	42
<input type="checkbox"/>	4 WILLIAM	P	CLEVELAND	59

[Back to Previously Completed Loop](#) Previous F5 Next F8

Case Id: 13496184 USCENSUSBUREAU

Spanish Text:

N/A

E1: EMVOUT

U.S. Census Bureau Coverage Followup

Help F1 Roster F3 Exit F10

SECTION E: Movers - EMVOUT Interview F11 Jump Back F12

In March or April, did anyone move out including those people you just added?

1. Yes

9. No

Use Jump Back to Navigate Backwards Previous F5 Next F6

Case Id: 59000053 USCENSUSBUREAU

Spanish Text:

En marzo o abril, ¿se mudó alguien de aquí {fill incluso las personas que usted acaba de añadir}?

E2: MVOUTNAME

U.S. Census Bureau Coverage Followup

Help F1 Roster F3 Exit F10

SECTION E: Movers - MVOUTNAME Interview F11 Jump Back F12

Who moved out? Please list all people who moved out around April 1, 2010.

→ Check all that apply.

	First Name	M.I.	Last Name
<input type="checkbox"/>	2 LYNDON	P	GARFIELD
<input type="checkbox"/>	3 MARY	X	GARFIELD
<input type="checkbox"/>	4 MICHELLE	L	GARFIELD

[Back to Previously Completed Loop](#)

Case Id: 13484605 USCENSUSBUREAU

Spanish Text:

¿Quién se mudó? Por favor, liste a todas las personas que se mudaron alrededor del 1 de abril de 2010.

(INT NOTE: Check all that apply)

List of Names

E3: MVDATE

U.S. Census Bureau Coverage Followup

Help F1 Roster F3 Exit F10

SECTION E: Movers - MVDATE Interview F11 Jump Back F12

What date did LOUISA FILLMORE move out?

Date (mm/dd/yyyy)

/ /

[Back to Previously Completed Loop](#)

Case Id: 13488585 USCENSUSBUREAU

Spanish Text:

¿En qué fecha se mudó {fill FULL NAME}?

E4: BOAMVOUT

U.S. Census Bureau Coverage Followup

Help F1 Roster F3 Exit F10

SECTION E: Movers - BOAMVOUT Interview F11 Jump Back F12

Did LOUISA FILLMORE move out before, on, or after April 1, 2010?

1. Before
 2. On
 3. After

[Back to Previously Completed Loop](#) Previous F5 Next F8

Case Id: 13488585 USCENSUSBUREAU

Spanish Text:

¿Se mudó {fill FULL NAME } antes del 1 de abril de 2010, el 1 de abril 2010 o después del 1 de abril de 2010?

Answers:

1. Antes
2. En esa fecha
3. Después

**E5:
CDOM**

The screenshot shows a web application interface for the U.S. Census Bureau. At the top left, it says "U.S. Census Bureau" and "Coverage Followup". There are buttons for "Help F1", "Roster F3", and "Exit F10". Below that, it says "SECTION E: Movers - CDOM". On the right side, there are buttons for "Interview F11" and "Jump Back F12". The main content area contains a question: "How certain are you about the date of the move?". Below the question are four radio button options: "1. Very Certain", "2. Somewhat Certain", "3. Somewhat Uncertain", and "4. Very Uncertain". At the bottom left, there is a link "Back to Previously Completed Loop" and a "Previous F5" button. At the bottom right, there is a "Next F8" button. The case ID "13488585" is displayed at the bottom left, and the "USCENSUSBUREAU" logo is centered at the bottom.

Spanish Text:

¿Qué tan seguro(a) está usted de la fecha de la mudanza?

Answers:

1. Muy seguro(a)
2. Algo seguro(a)
3. No muy seguro(a)
4. Nada seguro(a)

E6: MVBACK

U.S. Census Bureau Coverage Followup

Help F1 Roster F3 Exit F10

SECTION E: Movers - MVBACK Interview F11 Jump Back F12

Do you expect LOUISA FILLMORE to move back here?

1. Yes

9. No

[Back to Previously Completed Loop](#) Previous F5 Next F8

Case Id: 13488585 USCENSUSBUREAU

Spanish Text:

¿Espera usted que {fill FULL NAME} se vuelva a mudar aquí?

**F1:
FINTRO**

U.S. Census Bureau Coverage Followup

Help F1 Roster F3 Exit F10

SECTION F: Other Addresses - FINTRO Interview F11 Jump Back F12

Some people live or stay in more than one place, and we would like to make sure everyone was only counted once.

1. Proceed

Use Jump Back to Navigate Backwards Previous F5 Next F8

U.S. CENSUS BUREAU

Case Id: 13483856

Spanish Text:

Algunas personas viven o se quedan en más de un lugar, y nosotros quisiéramos estar seguros de que todas las personas se contaron sólo una vez.

F2: FCOLYN

U.S. Census Bureau Coverage Followup

Help F1 Roster F3 Exit F10

SECTION F: Other Addresses - FCOLYN Interview F11 Jump Back F12

In Spring of 2010, were you attending college?

1. Yes

9. No

[Back to Previously Completed Loop](#) Previous F5 Next F8

Case Id: 13483856 USCENSUSBUREAU

Spanish Text:

En la primavera del 2010, ¿{“asistía usted” (if person count = 1), else “asistía alguien”} a la universidad?

**F3:
COLNAME**

U.S. Census Bureau Coverage Followup

Help F1 Roster F3 Exit F10

SECTION F: Other Addresses - COLNAME Interview F11 Jump Back F12

→ Select all the names that apply

Who was attending college?

	First Name	M.I.	Last Name
<input type="checkbox"/>	1		TRONG KENNEDY

Other Member of Roster

[Back to Previously Completed Loop](#) Previous F5 Next F8

Case Id: 13483856 USCENSUSBUREAU

Spanish Text:

¿Quién estaba asistiendo a la universidad?
(INT NOTE: Select all the names that apply)

Answers:

List of Names

Otro miembro de la Lista de Personas

F4: COLWHERE

U.S. Census Bureau Coverage Followup

Help F1 Roster F3 Exit F10

SECTION F: Other Addresses - COLWHERE Interview F11 Jump Back F12

Where did you stay while attending college?

1. At 633 COOK STREET

9. Some other address

[Back to Previously Completed Loop](#) Previous F5 Next F8

Case Id: 13483856 U S C E N S U S B U R E A U

Spanish Text:

¿Dónde se quedaba {fill you/FULL NAME} mientras asistía a la universidad?

Answers:

1. En {fill Household Address}
9. Alguna otra dirección

F5: COLADDRESS: College Address

U.S. Census Bureau Coverage Followup

Help F1 Roster F3 Exit F10

SECTION F: Other Addresses - COLADDRESS Interview F11 Jump Back F12

[→ Probe for Dorm and Complex Name](#)

What is the address where you were staying while attending college?

Address Type: City Style P.O. Box Rural Route

House Number Street

Unit Designation

City State ZIP Code

Dorm or Complex Name

[Back to Previously Completed Loop](#)

Case Id: 13488946 USCENSUSBUREAU

Spanish Text:

¿En qué dirección se estaba quedando {fill usted/él/ella} mientras asistía a la universidad?
(INT NOTE: Probe for Dorm and Complex Name)

F6: UNAME

U.S. Census Bureau Coverage Followup

Help F1 Roster F3 Exit F10

SECTION F: Other Addresses - UNAME Interview F11 Jump Back F12

What college or university did he/she attend?

University Name

[Back to Previously Completed Loop](#) Previous F5 Next F8

Case Id: 13483856 USCENSUSBUREAU

Spanish Text:

¿A qué universidad asistía {fill usted/él/ella }?

F7: FSC

U.S. Census Bureau Coverage Followup

Help F1 Roster F3 Exit F10

SECTION F: Other Addresses - FSC Interview F11 Jump Back F12

In March or April, was any child living or staying part of the time with someone else?

1. Yes

9. No

[Back to Previously Completed Loop](#) Previous F5 Next F8

Case Id: 13494728 U S C E N S U S B U R E A U

Spanish Text:

En marzo o abril, ¿vivía o se quedaba {"usted"/"algún niño"} parte del tiempo con otra persona?

F8: SCNAME

U.S. Census Bureau Coverage Followup

Help F1 Roster F3 Exit F10

SECTION F: Other Addresses - SCNAME Interview F11 Jump Back F12

→ Select all the names that apply.

What is the child's name?

	First Name	M.I.	Last Name
<input type="checkbox"/>	7	ROSALYNN	VAN BUREN

Other Member of Roster

[Back to Previously Completed Loop](#)

Case Id: 13494728 USCENSUSBUREAU

Spanish Text:

¿Cómo se llama el niño?

(INT NOTE: Select all the names that apply.)

Answers:

List of Names

Otro miembro de la Lista de Personas

F9: SCADDRESS

U.S. Census Bureau Coverage Followup

Help F1 Roster F3 Exit F10

SECTION F: Other Addresses - SCADDRESS Interview F11 Jump Back F12

What is the address where ROSALYNN VAN BUREN stayed?

Address Type: City Style P.O. Box Rural Route

House Number Street

Unit Designation

City State ZIP Code

[Back to Previously Completed Loop](#)

Case Id: 13494728 USCENSUSBUREAU

Spanish Text:

¿Cuál es la dirección donde {fill usted/FULL NAME} se quedaba?

F9-1: SCSAPA

U.S. Census Bureau Coverage Followup

Help F1 Roster F3 Exit F10

SECTION F: Other Addresses - SCSAPA Interview F11 Jump Back F12

What is the address where Richard X Spencer stayed?

Address Type: City Style P.O. Box Rural Route

Same as {22 DD}

House Number	Street	
<input type="text"/>	<input type="text"/>	
Unit Designation		
<input type="text"/>		
City	State	ZIP Code
<input type="text"/>	Select a State	<input type="text"/>

[Back to Previously Completed Loop](#)

Case Id: 10000517 USCENSUSBUREAU

Spanish Text:

¿Cuál es la dirección donde {fill usted/FULL NAME} se quedaba?

La misma que (ADDRESS)

F10: FMILYN

U.S. Census Bureau Coverage Followup

Help F1 Roster F3 Exit F10

SECTION F: Other Addresses - FMILYN Interview F11 Jump Back F12

→ [Here refers to 633 COOK STREET](#)

Were you away from here because of military service?

1. Yes

9. No

[Back to Previously Completed Loop](#)

Case Id: 13483856 USCENSUSBUREAU

Spanish Text:

¿Estaba {{fill if person count =1 "usted" else "alguien"}} fuera de aquí debido al servicio militar?

F11: MILNAME

U.S. Census Bureau Coverage Followup

Help F1 Roster F3 Exit F10

SECTION F: Other Addresses - MILNAME Interview F11 Jump Back F12

→ Select all the names that apply

Who was away in the military?

	First Name	M.I.	Last Name
<input type="checkbox"/>	1	TRONG	KENNEDY

Other Member of Roster

[Back to Previously Completed Loop](#)

Case Id: 13483856 USCENSUSBUREAU

Spanish Text:

¿Quién estaba fuera de aquí en el servicio militar?
(INT NOTE: Select all the names that apply.)

Answers:

List of Names

Otro miembro de la Lista de Personas

F12: MILOVERSEAS

U.S. Census Bureau Coverage Followup

Help F1 Roster F3 Exit F10

SECTION F: Other Addresses - MILOVERSEAS Interview F11 Jump Back F12

Were you overseas?

1. Yes

9. No

[Back to Previously Completed Loop](#)

USCENSUSBUREAU

Case Id: 13483856

Spanish Text:

¿Estuvo {fill usted/FULL NAME from MILNAME} en el extranjero en el 1 de abril de 2010?

F13: MILWHERE

U.S. Census Bureau Coverage Followup

Help F1 Roster F3 Exit F10

SECTION F: Other Addresses - MILWHERE Interview F11 Jump Back F12

What type of place did you stay in? Was it:

- 1. Military barracks or dormitories
- 2. A Ship
- 3. A military treatment facility
- 4. Disciplinary barracks or jail
- 5. Other housing either on-base or off-base?

[Back to Previously Completed Loop](#) Previous F5 Next F8

Case Id: 13483856 USCENSUSBUREAU

Spanish Text:

¿En qué tipo de lugar se quedó {fill usted/FULL NAME from MILNAME}? ¿Fue en...

Answers:

1. Barracas o dormitorios militares
2. Un barco
3. Una instalación militar de tratamiento médico
4. Barracas disciplinarias o cárcel
5. Otra vivienda, ya sea en la base o fuera de la base?

**F14:
MILADDRESS**

U.S. Census Bureau Coverage Followup

Help F1 Roster F3 Exit F10

SECTION F: Other Addresses - MILADDRESS Interview F11 Jump Back F12

What is the address where you were staying while away in the military?

Address Type: City Style P.O. Box Rural Route

House Number Street

Unit Designation

City State ZIP Code

[Back to Previously Completed Loop](#)

Case Id: 13483856 USCENSUSBUREAU

Spanish Text:

¿En qué dirección se estaba quedando {fill usted/(él/ella)} mientras estuvo fuera de aquí en el servicio militar?

F15: FJOB

U.S. Census Bureau Coverage Followup

Help F1 Roster F3 Exit F10

SECTION F: Other Addresses - FJOB Interview F11 Jump Back F12

→ "Here" refers to 633 COOK STREET

In March or April, did you live or stay away from here for a job or business?

1. Yes

9. No

[Back to Previously Completed Loop](#) Previous F5 Next F8

Case Id: 13483856 USCENSUSBUREAU

Spanish Text:

En marzo o abril, ¿vivía o se quedaba { fill if person count =1 "usted"/ else "alguien"} fuera de aquí debido a un empleo o negocio?
(INT NOTE: "Here" refers to {fill address}.)

**F16:
JOBNAME**

U.S. Census Bureau Coverage Followup

Help F1 Roster F3 Exit F10

SECTION F: Other Addresses - JOBNAME Interview F11 Jump Back F12

→ Select all the names that apply

Who was living or staying away from here because of a job or business?

	First Name	M.I.	Last Name
<input type="checkbox"/>	1		TRONG KENNEDY

Other Member of Roster

[Back to Previously Completed Loop](#) Previous F5 Next F8

Case Id: 13483856 USCENSUSBUREAU

Spanish Text:

¿Quién vivía o se quedaba fuera de aquí debido a un empleo o negocio?
(INT NOTE: Select all the names that apply.)

Answers:

List of Names

Otro miembro de la Lista de Personas

F17: JOBPL

U.S. Census Bureau Coverage Followup

Help F1 Roster F3 Exit F10

SECTION F: Other Addresses - JOBPL Interview F11 Jump Back F12

Did you have another place where you stayed regularly for that job or business?

1. Yes

9. No

[Back to Previously Completed Loop](#) Previous F5 Next F8

Case Id: 13483856 U S C E N S U S B U R E A U

Spanish Text:

¿Tenía {usted/FULL NAME} algún otro lugar donde {fill usted/él/ella} se quedaba regularmente debido a ese empleo o negocio?

F18: JOBADDRESS

U.S. Census Bureau Coverage Followup

Help F1 Roster F3 Exit F10

Interview F11 Jump Back F12

SECTION F: Other Addresses - JOBADDRESS

What is the address of that place?

Address Type: City Style P.O. Box Rural Route

House Number Street

Unit Designation

City State ZIP Code

[Back to Previously Completed Loop](#)

Case Id: 13483856 USCENSUSBUREAU

Spanish Text:

¿Cuál es la dirección de ese lugar?

F19: FVAC

U.S. Census Bureau Coverage Followup

Help F1 Roster F3 Exit F10

SECTION F: Other Addresses - FVAC Interview F11 Jump Back F12

Did you have a seasonal home or second home?

1. Yes

9. No

[Back to Previously Completed Loop](#) Previous F5 Next F8

Case Id: 13483856 U S C E N S U S B U R E A U

Spanish Text:

¿Tenía {fill if person count =1 “usted” else “alguien”} un hogar de temporada o un segundo hogar?

F20: VACNAME

U.S. Census Bureau Coverage Followup

Help F1 Roster F3 Exit F10

SECTION F: Other Addresses - VACNAME Interview F11 Jump Back F12

→ Select all the names that apply

Who had a seasonal home or second home?

	First Name	M.I.	Last Name
<input type="checkbox"/>	1	TRONG	KENNEDY

Other Member of Roster

[Back to Previously Completed Loop](#)

Case Id: 13483856 U S C E N S U S B U R E A U

Spanish Text:

¿Quién tenía un hogar de temporada o un segundo hogar?

Answers:

List of Names

Otro miembro de la Lista de Personas

F21: VACADDRESS

U.S. Census Bureau Coverage Followup

Help F1 Roster F3 Exit F10

SECTION F: Other Addresses - VACADDRESS Interview F11 Jump Back F12

For you, what is the address of that place?

Address Type: City Style P.O. Box Rural Route

House Number Street

Unit Designation

City State ZIP Code

[Back to Previously Completed Loop](#)

Case Id: 13483856 USCENSUSBUREAU

Spanish Text:

Para {fill usted/FULL NAME}, ¿cuál es la dirección de ese lugar?

F21-1: VACSAPA

U.S. Census Bureau Coverage Followup

Help F1 Roster F3 Exit F10

SECTION F: Other Addresses - VACSAPA Interview F11 Jump Back F12

For WOODROW S TRUMAN, what is the address of that place?

Address Type: City Style P.O. Box Rural Route

Same as {321 Ocean Ave}

House Number	Street	
<input type="text"/>	<input type="text"/>	
Unit Designation		
<input type="text"/>		
City	State	ZIP Code
<input type="text"/>	Select a State	<input type="text"/>

[Back to Previously Completed Loop](#)

Case Id: 13488946 USCENSUSBUREAU

Spanish Text:

Para {usted/FULL NAME}, ¿cuál es la dirección de ese lugar?
La misma que (ADDRESS)

F22: FOTH

U.S. Census Bureau Coverage Followup

Help F1 Roster F3 Exit F10

SECTION F: Other Addresses - FOTH Interview F11 Jump Back F12

In March or April, did you stay somewhere else for an extended time or live part of the time at another residence?

For example, at a friend's or relative's home

1. Yes

9. No

[Back to Previously Completed Loop](#)

Case Id: 13483856 USCENSUSBUREAU

Spanish Text:

En marzo o abril, ¿se quedó {{fill if person count =1 "usted" else "alguien"}} en algún otro lugar por un tiempo prolongado, o vivía parte del tiempo en alguna otra residencia?
(OPTIONAL TEXT: Por ejemplo, en casa de un pariente o amigo)

F23: OTHNAME

U.S. Census Bureau Coverage Followup

Help F1 Roster F3 Exit F10

SECTION F: Other Addresses - OTHNAME Interview F11 Jump Back F12

→ Select all the names that apply

Who was staying elsewhere for an extended time during March or April?

	First Name	M.I.	Last Name
<input type="checkbox"/>	1	TRONG	KENNEDY

Other Member of Roster

[Back to Previously Completed Loop](#) Previous F5 Next F8

Case Id: 13483856 USCENSUSBUREAU

Spanish Text:

¿Quién se quedó en otro lugar por un período de tiempo prolongado durante marzo o abril?

Answers:

List of Names

Otro miembro de la Lista de Personas

F24: OTHADDRESS

U.S. Census Bureau Coverage Followup

Help F1 Roster F3 Exit F10

SECTION F: Other Addresses - OTHADDRESS Interview F11 Jump Back F12

For you, what is the address of that place?

Address Type: City Style P.O. Box Rural Route

House Number Street

Unit Designation

City State ZIP Code

[Back to Previously Completed Loop](#)

Case Id: 13483856 U S C E N S U S B U R E A U

Spanish Text:

Para {fill you/FULL NAME}, ¿cuál es la dirección de ese lugar?

F25: MOSTTIME: Residence Most of the Time

U.S. Census Bureau Coverage Followup

Help F1 Roster F3 Exit F10

SECTION F: Other Addresses - MOSTTIME Interview F11 Jump Back F12

In March or April, where did you live or stay most of the time?

- 1. **This Address**
- 2. **The Other Place**
- 3. **Both Places Equally**

[Back to Previously Completed Loop](#) Previous F5 Next F8

USCENSUSBUREAU

Case Id: 13483856

Spanish Text:

En marzo o abril, ¿dónde se quedaba o vivía {fill usted/FULL NAME} la mayor parte del tiempo?

Answers:

1. en esta dirección
2. en el otro lugar
3. en ambos lugares de forma igual

F26: CYCLE

U.S. Census Bureau Coverage Followup

Help F1 Roster F3 Exit F10

SECTION F: Other Addresses - CYCLE Interview F11 Jump Back F12

Which of the following categories most accurately describes the amount of time you stayed at the other place?

- 1. A few days each week
- 2. A few weeks each month
- 3. A few days each month
- 4. Months at a time
- 5. Some other period of time

[Back to Previously Completed Loop](#)

Case Id: 13483856 U S C E N S U S B U R E A U

Spanish Text:

¿Cuál de las siguientes categorías describe con más precisión la cantidad de tiempo que {fill usted/FULL NAME} se quedó en el otro lugar?

Answers:

1. Algunos días cada semana,
2. Algunas semanas cada mes
3. Algunos días cada mes
4. Varios meses seguidos
5. Algún otro período de tiempo

**F26a:
MOREWEEK**

U.S. Census Bureau Coverage Followup

Help F1 Roster F3 Exit F10

SECTION F: Other Addresses - MOREWEEK Interview F11 Jump Back F12

During a typical week in March and April, did you spend more days at 633 COOK STREET or the other place?

- 1. This address
- 2. Other place
- 3. Both Places Equally

[Back to Previously Completed Loop](#) Previous F5 Next F8

Case Id: 13483856 USCENSUSBUREAU

Spanish Text:

Durante una semana típica en marzo y abril, ¿pasó {fill usted/FULL NAME} más días en {fill ADDRESS} o en el otro lugar?

Answers:

1. Esta dirección
2. El otro lugar
3. En ambos lugares, de forma igual

F26b: MOREMON

U.S. Census Bureau

Coverage Followup

Help
F1

Roster
F3

Exit
F10

SECTION F: Other Addresses - MOREMON

Interview
F11

Jump Back
F12

During March and April, did you spend more weeks at 633 COOK STREET or the other place?

- 1. This address
- 2. Other place
- 3. Both Places Equally

[Back to Previously
Completed Loop](#)

Previous
F5

Next
F8

Case Id: 13483856

USCENSUSBUREAU

Spanish Text:

Durante marzo y abril, ¿pasó {fill usted/FULL NAME} más {semanas/días} en {fill ADDRESS} o en el otro lugar?

Answers:

1. Esta dirección
2. El otro lugar
3. En ambos lugares, de forma igual

F26c: MOREYR

U.S. Census Bureau Coverage Followup

Help F1 Roster F3 Exit F10

SECTION F: Other Addresses - MOREYR Interview F11 Jump Back F12

Last year, did you spend more months at 633 COOK STREET or the other place?

1. This address

2. Other place

3. Both Places Equally

[Back to Previously Completed Loop](#)

Case Id: 13483856 U S C E N S U S B U R E A U

Spanish Text:

El año pasado, ¿pasó {fill usted/ FULL NAME} más meses en {fill ADDRESS} o en el otro lugar?

Answers:

1. Esta dirección
2. El otro lugar
3. En ambos lugares, de forma igual

F26d: STAYAPR1

U.S. Census Bureau Coverage Followup

Help F1 Roster F3 Exit F10

SECTION F: Other Addresses - STAYAPR1 Interview F11 Jump Back F12

Were you staying at 633 COOK STREET or at the other place on April 1, 2010?

1. This address

2. Other place

[Back to Previously Completed Loop](#)

Case Id: 13483856 USCENSUSBUREAU

Spanish Text:

¿Estaba {fill usted/FULL NAME} quedándose en {fill ADDRESS} o en otro lugar el 1 de abril de 2010?

Answers:

1. Esta dirección
2. El otro lugar

F27t: GQTRAN

U.S. Census Bureau - Windows Internet Explorer
http://msdz-app01:9080/cuapp2/finkro.htm

U.S. Census Bureau

U.S. Census Bureau Coverage Followup

Help F1 Roster F3 Exit F10

SECTION F: Other Addresses - GQTRAN Interview F11 Jump Back F12

The Census Bureau does a special count of people staying in group facilities. Next, we will check to be sure no one in your household was counted in one of those places on April 1st.

1. Proceed

Back to Previously Completed Loop Previous F5 Next F8

Case Id: 90000054 USCENSUSBUREAU

Spanish Text:

La Oficina del Censo realiza un conteo especial de las personas que se quedan en alojamientos de grupo. *(El Negociado del Censo realiza un conteo especial de las personas que se quedan en alojamientos de grupo.)* Vamos a verificar a continuación para estar seguros de que nadie en su hogar fue contado en uno de esos lugares el 1 de abril.

F27-1: GQAL

U.S. Census Bureau Coverage Followup

Help F1 Roster F3 Exit F10

SECTION F: Other Addresses - GQAL Interview F11 Jump Back F12

Were you staying in any of the following places on April 1, 2010?

- Independent or Assisted Living Facility?

1. Yes
 9. No

[Back to Previously Completed Loop](#) Previous F5 Next F8

Case Id: 13483856 USCENSUSBUREAU

Spanish Text:

¿Se estaba quedando {fill usted/ FULL NAMEof P1 or first person not deleted} en alguno de los siguientes lugares el 1 de abril de 2010?

- ¿Instalaciones para vivir independiente o instalaciones para personas con necesidades especiales? (*¿Facilidades para vivir independiente o facilidades para personas con necesidades especiales?*)

F27-2: GQNH

U.S. Census Bureau Coverage Followup

Help F1 Roster F3 Exit F10

SECTION F: Other Addresses - GQNH Interview F11 Jump Back F12

Were you staying in any of the following places on April 1, 2010?

- Nursing Home or Skilled Nursing Facility?

1. Yes
 9. No

[Back to Previously Completed Loop](#) Previous F5 Next F8

Case Id: 13483856 USCENSUSBUREAU

Spanish Text:

(OPTIONAL TEXT: ¿Se estaba quedando {fill usted/FULL NAME or P1 or first person not deleted} en alguno de los siguientes lugares el 1 de abril de 2010?

- ¿Un hogar de convalecencia o instalación de cuidados especializados? (*¿Un hogar de convalecencia o una facilidad de cuidados especializados?*)

F27-3: GQJAIL

U.S. Census Bureau Coverage Followup

Help F1 Roster F3 Exit F10

SECTION F: Other Addresses - GQJAIL Interview F11 Jump Back F12

Were you staying in any of the following places on April 1, 2010?

- A correctional facility such as a jail, detention center, or prison?

1. Yes
 9. No

[Back to Previously Completed Loop](#)

Case Id: 13483856 USCENSUSBUREAU

Spanish Text:

(OPTIONAL TEXT: ¿Se estaba quedando {fill usted/FULL NAME of P1 or first person not deleted} en alguno de los siguientes lugares el 1 de abril de 2010?

- ¿Una institución de corrección tal como una cárcel, centro de detención, o prisión?

F27-4: GQSHELTER

U.S. Census Bureau Coverage Followup

Help F1 Roster F3 Exit F10

SECTION F: Other Addresses - GQSHELTER Interview F11 Jump Back F12

Were you staying in any of the following places on April 1, 2010?

- An emergency, transitional, or domestic violence shelter?

1. Yes
 9. No

[Back to Previously Completed Loop](#) Previous F5 Next F8

Case Id: 13483856 USCENSUSBUREAU

Spanish Text:

(OPTIONAL TEXT: ¿Se estaba quedando {fill usted/FULL NAME of P1 or first person not deleted} en alguno de los siguientes lugares el 1 de abril de 2010?

- ¿Un refugio de emergencia, de transición o para víctimas de violencia doméstica?

F27-5: GQHOME

U.S. Census Bureau Coverage Followup

Help F1 Roster F3 Exit F10

SECTION F: Other Addresses - GQHOME Interview F11 Jump Back F12

Were you staying in any of the following places on April 1, 2010?

- A group home?

1. Yes

9. No

[Back to Previously Completed Loop](#) Previous F5 Next F8

Case Id: 13483856 USCENSUSBUREAU

Spanish Text:

(OPTIONAL TEXT: ¿Se estaba quedando {fill usted/FULL NAME} en alguno de los siguientes lugares el 1 de abril de 2010?)

- ¿Un hogar de grupo?

F27-6: GQOTHERTYPE

U.S. Census Bureau Coverage Followup

Help F1 Roster F3 Exit F10

SECTION F: Other Addresses - GQOTHERTYPE Interview F11 Jump Back F12

Were you staying in any of the following places on April 1, 2010?

- **Some other facility where groups of people stay?**

1. Yes

9. No

[Back to Previously Completed Loop](#)

Case Id: 13483856 USCENSUSBUREAU

Spanish Text:

(OPTIONAL TEXT: ¿Se estaba quedando {fill usted/FULL NAME} en alguno de los siguientes lugares el 1 de abril de 2010?

- ¿Algún otro centro donde se quedan grupos de personas?

F27-10: GQALNH

U.S. Census Bureau Coverage Followup

Help F1 Roster F3 Exit F10

SECTION F: Other Addresses - GQALNH Interview F11 Jump Back F12

Does the facility provide medical care with seven day, twenty-four hour coverage for people requiring long-term non-acute care?

1. Yes

9. No

[Back to Previously Completed Loop](#)

Case Id: 13488946 USCENSUSBUREAU

Spanish Text:

¿Ofrece la instalación atención médica durante las 24 horas, siete días a la semana para personas que requieren cuidado no intensivo por largo tiempo? (*¿Ofrece la facilidad atención médica durante las 24 horas, siete días a la semana para personas que requieren cuidado no intensivo por largo tiempo?*)

F29: FGQYN

The screenshot shows a web browser window titled "U.S. Census Bureau - Windows Internet Explorer". The address bar contains "http://msd2-app01:9080/cfuapp2/intro.htm". The page header includes "U.S. Census Bureau" and "Coverage Followup". Below the header are buttons for "Help F1", "Roster F3", and "Exit F10". The main content area is titled "SECTION F: Other Addresses - FGQYN" and contains the question: "Were you staying in any of those places on April 1, 2010?". Below the question is a link: "Review the categories if necessary:". The list of options is as follows:

- 1. Independent or Assisted Living Facility
- 2. Nursing Home or Skilled Nursing Facility
- 3. Correctional Facility (e.g., jail, detention center, or prison)
- 4. Emergency, Transitional, or Domestic Violence Shelter
- 5. Group Home
- 6. Some other Group Facility
- 7. None of these places

At the bottom of the form are buttons for "Back to Previously Completed Loop", "Previous F5", "Next F8", "Interview F11", and "Jump Back F12". The case ID "90000055" and the text "USCENSUSBUREAU" are also visible.

Spanish Text:

¿Estaba {fill usted/FULL NAME} quedándose en alguno de esos lugares el 1 de abril de 2010?
(INT NOTE: Review the categories if necessary)

Answers:

1. Instalaciones para vivir independiente o instalaciones para personas con necesidades especiales (*Facilidades para vivir independiente o facilidades para personas con necesidades especiales*)
2. un hogar de convalecencia o instalación de cuidados especializados (*un hogar de convalecencia o facilidad de cuidados especializados*)
3. Institución de corrección (por ejemplo, cárcel, centro de detención o prisión)
4. Un refugio de emergencia, de transición o para víctimas de violencia doméstica
5. Hogar de grupo
6. Alguna otra instalación para grupos (*Alguna otra facilidad para grupos*)
7. Ninguno de estos lugares

F28C: FGQADDRESS

U.S. Census Bureau Coverage Followup

Help F1 | Roster F3 | Exit F10

SECTION F: Other Addresses - FGQADDRESS Interview F11 | Jump Back F12

What is the name of that place?

What is the address of that place?
Address Type: City Style P.O. Box Rural Route

House Number	Street	
<input type="text"/>	<input type="text"/>	
Unit Designation		
<input type="text"/>		
City	State	ZIP Code
<input type="text"/>	Select a State <input type="text"/>	<input type="text"/>

[Back to Previously Completed Loop](#) Previous F5 Next F8

Case Id: 13483856 USCENSUSBUREAU

Spanish Text:

¿Cuál es el nombre de ese lugar?

¿Cuál es la dirección de ese lugar?

**F28a:
GQTYPE**

U.S. Census Bureau Coverage Followup

Help F1 Roster F3 Exit F10

SECTION F: Other Addresses - GQTYPE Interview F11 Jump Back F12

What kind of place is it?

Back to Previously Completed Loop

Case Id: 13483856

Previous F5 USCENSUSBUREAU Next F8

Spanish Text:
¿Qué tipo de lugar es éste?

G1: GINTRO

U.S. Census Bureau - Windows Internet Explorer

http://msdz-app01:9080/cfuapp2/gintro.htm?case=90000054&fromSection=SECTION_F&respondentPersonNumber=2&mod=C&fromPage=42&toPage=0¤tPersonIndex=0

U.S. Census Bureau

U.S. Census Bureau

Help F1 Roster F3 Exit F10

SECTION G: Demographics - GINTRO

Interview F11 Jump Back F12

Now, I'm going to ask you about information that we don't have from your census form.

1. Proceed

Use Jump Back to Navigate Backwards

Previous F5

Next F8

Case Id: 90000054

USCENSUSBUREAU

Spanish Text:

Ahora, le voy a preguntar sobre información que no tenemos de su cuestionario del censo.

G2-0: GRELT

U.S. Census Bureau Coverage Followup

Help F1 Roster F3 Exit F10

SECTION G: Demographics - GRELT Interview F11 Jump Back F12

→ For biological, adopted, or step son or daughter, select "Son or daughter." For foster son or daughter, select "Other nonrelative."

How is ABIGAIL J FILLMORE related to you ?

- 1. Husband or wife
- 2. Son or daughter
- 3. Brother or sister
- 4. Father or mother
- 5. Grandchild
- 6. Parent in-law
- 7. Son in-law or daughter in-law
- 8. Other relative
- 9. Roomer or boarder
- Housemate or roommate
- Unmarried partner
- Other nonrelative

[Back to Previously Completed Loop](#) Previous F5 Next F8

Case Id: 13488585 USCENSUSBUREAU

Spanish Text:

¿Cómo está {fill FULL NAME} relacionado con usted? OR

¿Cómo está {fill usted} relacionado con {fill FULL NAME of P1}? OR

¿Cómo está {fill FULL NAME} relacionado con {fill FULL NAME of P1}?

Answers:

- 1. Esposo(a)
- 2. Hijo(a)
- 3. Hermano(a)
- 4. Padre o madre
- 5. Nieto(a)
- 6. Suego(a)
- 7. Yerno o nuera
- 8. Otro pariente
- 9. Inquilino(a) o pupilo(a)
- Compañero(a) de casa o de cuarto
- Pareja no casada
- Otro no pariente

G2-1: SONDAU

U.S. Census Bureau Coverage Followup

Help F1 Roster F3 Exit F10

SECTION G: Demographics - SONDAU Interview F11 Jump Back F12

Is ABIGAIL J FILLMORE your biological son or daughter, adopted son or daughter, OR stepson or stepdaughter?

- 1. Biological son or daughter
- 2. Adopted son or daughter
- 3. Stepson or stepdaughter
- 4. Foster son or daughter (DO NOT READ)

[Back to Previously Completed Loop](#) Previous F5 Next F8

Case Id: 13488585 U S C E N S U S B U R E A U

Spanish Text:

{¿Es {fill FULL NAME} su hijo(a) biológico(a), o hijo(a) adoptivo(a), O hijastro(a)?

OR

{¿Es usted hijo(a) biológico(a), o hijo(a) adoptivo(a), O hijastro(a) de {fill FULL NAME}?

Answers:

- 1. Hijo(a) biológico(a)
- 2. Hijo(a) adoptivo(a)
- 3. Hijastro(a)
- 4. Hijo(a) de crianza del programa Foster del gobierno (NO LEA)

GSEX

U.S. Census Bureau Coverage Followup

Help F1 Roster F3 Exit F10

SECTION G: Demographics - GSEX Interview F11 Jump Back F12

Is Letitia Polk male or female?

→ Ask or verify sex for all persons. Do not enter/record sex based upon observation or responses to other items.

1. Male

9. Female

[Back to Previously Completed Loop](#)

Case Id: 13488585 U S C E N S U S B U R E A U

Spanish Text:

¿Es {fill FULL NAME}/ {fill usted} de sexo masculino o femenino?

Answers:

1. Sexo masculino

9. Sexo femenino

GSEX_B

U.S. Census Bureau Coverage Followup

Help F1 Roster F3 Exit F10

SECTION G: Demographics - GSEX_B Interview F11 Jump Back F12

How about Desirée X Carter?

→ Ask or verify sex for all persons. Do not enter/record sex based upon observation or responses to other items.

1. Male

9. Female

[Back to Previously Completed Loop](#)

Case Id: 13488585 USCENSUSBUREAU

Spanish Text:

If you are asking about the respondent, fill with “¿Y usted?”

If you are not asking about the respondent, fill with ¿Y {fill FULL NAME}?

G4-0: GDOBAGE

U.S. Census Bureau Coverage Followup

Help F1 Roster F3 Exit F10

SECTION G: Demographics - GDOBAGE Interview F11 Jump Back F12

What is Letitia Polk's date of birth?

Date (mm/dd/yyyy)

1 / /

Back to Previously Completed Loop Previous F5 Next F8

USCENSUSBUREAU

Case Id: 13488585

Spanish Text:

If fill needs to be “Your:” Text should read “¿Cuál es su fecha de nacimiento?”

If fill needs to be “FULL NAME:” Text should read “¿Cuál es la fecha de nacimiento de {FULL NAME}?”

G4a-1: GAGE

U.S. Census Bureau Coverage Followup

Help F1 Roster F3 Exit F10

SECTION G: Demographics - GAGE Interview F11 Jump Back F12

→ Make sure the respondent gives the age in completed years as of April 1, 2010. Do not round up. Do not enter age in months. For babies less than 1 year old, enter 0 as the age.

What was your age on April 1, 2010?

(Read aloud when necessary.) If you don't know the exact age, please estimate.

[Back to Previously Completed Loop](#) Previous F5 Next F8

Case Id: 10000517 USCENSUSBUREAU

Spanish Text:

(INT NOTE: Make sure the respondent gives the age in completed years as of April 1, 2010. Do not round up. Do not enter age in months. For babies less than 1 year old, enter 0 as the age.)

¿Cuál era {fill su edad/la edad de FULL NAME} el 1 de abril de 2010?

(OPTIONAL TEXT: (Lea en voz alta si es necesario.) Si no sabe la edad exacta, por favor, dé un estimado.))

G4a-2: AGECHECK

U.S. Census Bureau Coverage Followup

Help F1 Roster F3 Exit F10

SECTION G: Demographics - AGECHECK Interview F11 Jump Back F12

For the Census, we need to record age as of April 1, 2010. So just to confirm - You were 31 on April 1, 2010?

1. Yes
 9. No

[Back to Previously Completed Loop](#)

Case Id: 10000517 USCENSUSBUREAU

Spanish Text:

If you are asking about the person you are speaking with, ask:

“Para el Censo, necesitamos registrar la edad al 1 de abril de 2010. Sólo para confirmar, ¿tenía usted {fill AGE } años el 1 de abril de 2010?”

If you are asking about someone other than the person you are speaking with, ask:

“Para el Censo, necesitamos registrar la edad al 1 de abril de 2010. Sólo para confirmar, ¿tenía {fill FULL NAME} fill {AGE} años el 1 de abril de 2010?”

G4a-3: CHANGEAGE

U.S. Census Bureau Coverage Followup

Help F1 Roster F3 Exit F10

SECTION G: Demographics - CHANGEAGE Interview F11 Jump Back F12

→ Enter correct Age.

What was your age on April 1, 2010?

[Back to Previously Completed Loop](#) Previous F5 Next F8

Case Id: 10000517 USCENSUSBUREAU

Spanish Text:

(INT NOTE: Enter correct Age.)

¿Cuál era {fill su edad/la edad de FULL NAME} el 1 de abril de 2010?

G4b-2: GDOBCHANGE

U.S. Census Bureau Coverage Followup

Help F1 Roster F3 Exit F10

SECTION G: Demographics - GDOBCHANGE Interview F11 Jump Back F12

Since your age as of April 1, 2010 was 31, can you help me correct your date of birth? I have 10/10/2000. What should it be?

Date (mm/dd/yyyy)

/ /

[Back to Previously Completed Loop](#)

Case Id: 10000517 USCENSUSBUREAU

Spanish Text:

If FILL needs to be “Your” the text should read; “Como {fill usted} tenía {fill GAGE} años de edad el 1 de abril de 2010, ¿me puede ayudar a corregir {fill su} fecha de nacimiento? Tengo anotada {fill su} fecha de nacimiento como {fill GDOB}. ¿Cuál debería ser?”

If FILL needs to be “FULL NAME” the text should read “Como {fill FULL NAME} tenía {fill GAGE} años de edad el 1 de abril de 2010, ¿me puede ayudar a corregir la fecha de nacimiento de {fill FULL NAME}? Tengo anotada la fecha de nacimiento de {fill FULL NAME} como {fill GDOB}. ¿Cuál debería ser?”

GHO_A: General Hispanic Origin

U.S. Census Bureau Coverage Followup

Help F1 Roster F3 Exit F10

SECTION G: Demographics - GHO_A Interview F11 Jump Back F12

Are you of Hispanic, Latino, or Spanish origin?

1. Yes

9. No

[Back to Previously Completed Loop](#) Previous F5 Next F8

Case Id: 13483856 U.S. CENSUS BUREAU

Spanish Text:

¿Es {fill usted/FULL NAME} de origen hispano, latino o español?

GHO_A2

U.S. Census Bureau - Windows Internet Explorer
http://msdz-app01:9080/cfuapp2/gintro.htm

U.S. Census Bureau

U.S. Census Bureau Coverage Followup

Help F1 Roster F3 Exit F10

SECTION G: Demographics - GHO_A2 Interview F11 Jump Back F12

How about Richard X Spencer?

Read aloud when necessary. Is Richard X Spencer of Hispanic, Latino, or Spanish origin?

1. Yes

9. No

Back to Previously Completed Loop Previous F5 Next F8

Case id: 90000054 USCENSUSBUREAU

Spanish Text:

¿Y {fill usted/FULL NAME}?

Read aloud when necessary. ¿Es {fill usted/FULL NAME} de origen hispano, latino o español?

GHO_B: Specific Hispanic Origin

The screenshot shows a web browser window titled "U.S. Census Bureau - Windows Internet Explorer". The address bar contains the URL "http://mscd2-app01:9080/cfuapp2/gintro.htm". The browser's menu bar includes "File", "Edit", "View", "Favorites", "Tools", and "Help". The page header features the "U.S. Census Bureau" logo and a "Coverage Followup" link. Below the header, there are buttons for "Help (F1)", "Roster (F3)", and "Exit (F10)". The main content area is titled "SECTION G: Demographics - GHO_B" and contains a blue-bordered box with the following text: "Do not encourage more than one response, but enter more than one response if offered." Below this is the question "Are you :" followed by four numbered options, each with a checkbox: "1. Mexican, Mexican American, or Chicano," "2. Puerto Rican," "3. Cuban," and "4. Another Hispanic, Latino, or Spanish origin for example, Argentinean, Colombian, Dominican, Nicaraguan, Salvadoran, Spaniard, and so on?". At the bottom of the page, there are navigation buttons: "Back to Previously Completed Loop", "Previous (F5)", "Next (F8)", and "Interview (F11) / Jump Back (F12)". The case ID "90000054" and the "USCENSUS BUREAU" logo are also visible.

Spanish Text:

(INT NOTE: Do not encourage more than one response, but enter more than one response if offered.)

¿Es {usted/FULL NAME}:

- 1. Mexicano(a), mexicano(a) americano(a), chicano(a),
- 2. Puertorriqueño(a)
- 3. Cubano(a),
- 4. Otro origen hispano, latino o español por ejemplo, argentino, colombiano, dominicano, nicaragüense, salvadoreño, español, etc.

GHO_B2

The screenshot shows a web browser window titled "U.S. Census Bureau - Windows Internet Explorer". The address bar contains "http://msdz-app01:9080/cfuapp2/gintro.htm". The page header includes "U.S. Census Bureau" and "Coverage Followup". Below the header are buttons for "Help F1", "Roster F3", and "Exit F10". The main content area is titled "SECTION G: Demographics - GHO_B2" and contains a blue-bordered box with the following text:

→ Do not encourage more than one response, but enter more than one response if offered.

Is Richard X Spencer:

- 1. Mexican, Mexican American, or Chicano
- 2. Puerto Rican
- 3. Cuban
- 4. Another Hispanic, Latino, or Spanish origin. (Read aloud when necessary. For example, Argentinean, Colombian, Dominican, Nicaraguan, Salvadoran, Spaniard, and so on)

At the bottom of the box are buttons for "Interview F11" and "Jump Back F12". Below the box are buttons for "Back to Previously Completed Loop", "Previous F5", and "Next F8". The footer includes "Case Id: 90000054" and the "USCENSUSBUREAU" logo.

Spanish Text:

(INT NOTE: Do not encourage more than one response, but enter more than one response if offered.)

[fill Es usted/FULL NAME]:

- 1. mexicano(a), mexicano(a) americano(a) o chicano(a),
- 2. puertorriqueño(a),
- 3. cubano(a),
- 4. Otro origen hispano, latino o español (OPTIONAL TEXT: Lea en voz alta si es necesario, por ejemplo, argentino, colombiano, dominicano, nicaragüense, salvadoreño, español, etc.)

G6-1: GHO_C

U.S. Census Bureau - Windows Internet Explorer

http://msdz-app01:9080/cuapp2/gintro.htm

U.S. Census Bureau

U.S. Census Bureau Coverage Followup

Help (F1) Roster (F3) Exit (F10)

SECTION G: Demographics - GHO_C Interview (F11) Jump Back (F12)

→ Type the name of the origin and the list of related origin names will be displayed.
If you need to add another origin, please click "Add another" or press (CTRL + A)

What is that origin?

Add Another

Back to Previously Completed Loop Previous (F5) Next (F8)

Case id: 90000054 USCENSUSBUREAU

Spanish Text:

¿Qué origen es ese?

GRACE: Race Question Version One

U.S. Census Bureau - Windows Internet Explorer
http://msdz-app01:9080/cuapp2/gintro.htm

U.S. Census Bureau

U.S. Census Bureau

SECTION G: Demographics - GRACE

Interview F11 Jump Back F12

I'm going to read you a list of race categories. You may choose one or more races. For this census, Hispanic origins are not races. Are you :

- 1. White
- 2. Black, African American, or Negro
- 3. American Indian or Alaska Native
- 4. Asian
- 5. Native Hawaiian or Other Pacific Islander
- 6. Some other race?

Back to Previously Completed Loop Previous F5 Next F8

Case id: 90000054 USCENSUSBUREAU

Spanish Text:

Voy a leerle una lista de categorías de razas. Usted puede escoger una o más razas. Para este censo, origen hispano no es una raza.

¿Es {fill usted/FULL NAME } de raza

- 1. Blanca
- 2. Negra o africana americana
- 3. India americana o nativa de Alaska
- 4. Asiática
- 5. Nativa de Hawaii u otra de las islas del Pacífico
- 6. Alguna otra raza?

GRACE2: Race Question Version Two

The screenshot shows a web browser window titled "U.S. Census Bureau - Windows Internet Explorer". The address bar contains "http://msdz-app01:9080/cuapp2/gintro.htm". The browser's menu bar includes "File", "Edit", "View", "Favorites", "Tools", and "Help". The page header features the "U.S. Census Bureau" logo and a "Coverage Followup" button. Below the header, there are navigation buttons for "Help (F1)", "Roster (F3)", and "Exit (F10)". The main content area is titled "SECTION G: Demographics - GRACE2" and contains a question: "Is Richard X Spencer:". Below the question is a list of six race options, each with an unchecked checkbox: "1. White", "2. Black, African American, or Negro", "3. American Indian or Alaska Native", "4. Asian", "5. Native Hawaiian or Other Pacific Islander", and "6. Some other race?". At the bottom of the form, there are buttons for "Back to Previously Completed Loop", "Previous (F5)", and "Next (F8)". The case ID "90000054" and the "USCENSUSBUREAU" logo are also visible.

Spanish Text:

¿Es {fill usted/ FULL NAME } de raza

- 1. Blanca
- 2. Negra o africana americana
- 3. India americana o nativa de Alaska
- 4. Asiática
- 5. Nativa de Hawaii u otra de las islas del Pacífico
- 6. Alguna otra raza?

GRACE3: Race Question Version Three

U.S. Census Bureau Coverage Followup

Help F1 | Roster F3 | Exit F10

SECTION G: Demographics - GRACE3 Interview F11 | Jump Back F12

What is Desirée X Carter 's race?

Read aloud when necessary. Is Desirée X Carter White; Black, African American, or Negro; American Indian or Alaska Native; Asian; Native Hawaiian or Other Pacific Islander; or Some other race?

- 1. White
- 2. Black, African American, or Negro
- 3. American Indian or Alaska Native
- 4. Asian
- 5. Native Hawaiian or Other Pacific Islander
- 6. Some other race

[Back to Previously Completed Loop](#) Previous F5 Next F8

Case Id: 13488585 U S C E N S U S B U R E A U

Spanish Text:

If FILL is “your” text should read “¿Cuál es {su} raza?”

If FILL is “FULL NAME” text should read ¿Cuál es la raza de {fill FULL NAME}?

OPTIONAL TEXT: Lea en voz alta si es necesario. ¿Es {usted/ FULL NAME } de raza blanca, negra o africana americana; india americana o nativa de Alaska; asiática; nativa de Hawaii u otra de las islas del Pacífico; o de alguna otra raza?

GRACE4: Race Question Version Four

U.S. Census Bureau Coverage Followup

Help F1 Roster F3 Exit F10

Interview F11 Jump Back F12

SECTION G: Demographics - GRACE4

How about Desirée X Carter?

Read aloud when necessary. Is Desirée X Carter White; Black, African American, or Negro; American Indian or Alaska Native; Asian; Native Hawaiian or Other Pacific Islander; or Some other race?

- 1. White
- 2. Black, African American, or Negro
- 3. American Indian or Alaska Native
- 4. Asian
- 5. Native Hawaiian or Other Pacific Islander
- 6. Some other race

[Back to Previously Completed Loop](#)

Case Id: 13488585 USCENSUSBUREAU

Spanish Text:

¿Y {fill usted/FULL NAME}?

OPTIONAL TEXT: Lea en voz alta si es necesario. ¿Es {usted/ FULL NAME } de raza blanca, negra o africana americana; india americana o nativa de Alaska; asiática; nativa de Hawaii u otra de las islas del Pacífico; o de alguna otra raza?

AIAN_WI

U.S. Census Bureau - Windows Internet Explorer

http://msdz2-app01:9080/cfuapp2/gintro.htm

U.S. Census Bureau

Help F1 Roster F3 Exit F10

SECTION G: Demographics - AIAN_WI Interview F11 Jump Back F12

→ Type the name of the tribe and the list of related tribe names will be displayed.
If you need to add another tribe, please click "Add another" or press (CTRL + A)

You may list one or more tribes. What is Richard X Spencer's enrolled or principal tribe?

Add Another

Back to Previously Completed Loop Previous F5 Next F8

Case id: 90000054 USCENSUSBUREAU

Spanish Text:

Usted puede listar una o más tribus.

¿Cuál es la tribu principal o en la que {fill usted/FULL NAME} está inscrito(a)?

AIAN2_WI

U.S. Census Bureau - Windows Internet Explorer

http://msdz-app01:9080/cuapp2/gintro.htm

U.S. Census Bureau

U.S. Census Bureau Coverage Followup

Help (F1) Roster (F3) Exit (F10)

SECTION G: Demographics - AIAN2_WI Interview (F11) Jump Back (F12)

→ Type the name of the tribe and the list of related tribe names will be displayed.
If you need to add another tribe, please click "Add another" or press (CTRL + A)

What is Christopher X Spencer's enrolled or principal tribe?

Add Another

Back to Previously Completed Loop Previous (F5) Next (F8) Interview (F11) Jump Back (F12)

Case Id: 90000054 USCENSUS BUREAU

Spanish Text:

¿Cuál es la tribu principal o en la que {fill usted/FULL NAME} está inscrito(a)?

ASIAN

U.S. Census Bureau - Windows Internet Explorer

http://msdz-app01:9080/cfuapp2/gintro.htm

U.S. Census Bureau

U.S. Census Bureau

Help F1 Roster F3 Exit F10

SECTION G: Demographics - ASIAN

Interview F11 Jump Back F12

You may choose one or more Asian groups. Are you :

- 1. Asian Indian
- 2. Chinese
- 3. Filipino
- 4. Japanese
- 5. Korean
- 6. Vietnamese
- 7. Other Asian, for example, Hmong, Laotian, Thai, Pakistani, Cambodian, and so on?

Back to Previously Completed Loop Previous F5 Next F8

Case Id: 90000054

U.S. CENSUS BUREAU

Spanish Text:

Usted puede seleccionar uno o más grupos asiáticos.

{fill ¿Es usted/¿Es FULL NAME}

- 1. Indio(a) asiático(a)
- 2. Chino(a)
- 3. Filipino(a)
- 4. Japonés(esa)
- 5. Coreano(a)
- 6. Vietnamita
- 7. Otro grupo asiático, por ejemplo, hmong, laosiano, tailandés, paquistaní, camboyano, etc.?

ASIAN2

U.S. Census Bureau - Windows Internet Explorer
http://msdz-app01:9080/cuapp2/gintro.htm

U.S. Census Bureau

U.S. Census Bureau Coverage Followup

Help F1 Roster F3 Exit F10

SECTION G: Demographics - ASIAN2 Interview F11 Jump Back F12

Is Richard X Spencer:

- 1. Asian Indian
- 2. Chinese
- 3. Filipino
- 4. Japanese
- 5. Korean
- 6. Vietnamese
- 7. Other Asian (Read aloud if necessary. For example, Hmong, Laotian, Thai, Pakistani, Cambodian, and so on.)?

Back to Previously Completed Loop Previous F5 Next F8

Case Id: 90000054 USCENSUSBUREAU

Spanish Text:

{fill ¿Es usted/¿Es FULL NAME}:

- 1. Indio(a) asiático(a)
- 2. Chino(a)
- 3. Filipino(a)
- 4. Japonés(esa)
- 5. Coreano(a)
- 6. Vietnamita
- 7. Otro asiático (OPTIONAL TEXT: por ejemplo, hmong, laosiano, tailandés, paquistaní, camboyano, etc.)?

G7-2C: ASIAN_WI

U.S. Census Bureau - Windows Internet Explorer

http://msdz-app01:9080/cuapp2/gintro.htm

U.S. Census Bureau

U.S. Census Bureau

Help F1 Roster F3 Exit F10

SECTION G: Demographics - ASIAN_WI

Interview F11 Jump Back F12

→ Type the name of the race and the list of related race names will be displayed.
If you need to add another race, please click "Add another" or press (CTRL + A)

What is that other Asian group?

Read aloud when necessary. For example, Hmong, Laotian, Thai, Pakistani, Cambodian, and so on.

Add Another

Back to Previously Completed Loop Previous F5

Next F8

U.S. CENSUS BUREAU

Case id: 90000054

Spanish Text:

¿Qué otro grupo asiático es ese?

(OPTIONAL TEXT: Lea en voz alta si es necesario. Por ejemplo: hmong, laosiano, tailandés, paquistaní, camboyano, etc.)

NHPI

U.S. Census Bureau - NHPI

Help F1 Roster F3 Exit F10

SECTION G: Demographics - NHPI Interview F11 Jump Back F12

You may choose one or more Pacific Islander groups.

Is Isabella X Spencer:

- 1. Native Hawaiian
- 2. Guamanian or Chamorro
- 3. Samoan
- 4. Other Pacific Islander, for example, Fijian, Tongan, and so on?

Back to Previously Completed Loop Previous F5 Next F8

Case Id: 90000054

U.S. CENSUS BUREAU

Spanish Text:

Usted puede seleccionar uno o más grupos de las islas del Pacífico.

{fill ¿Es usted /¿Es FULL NAME}:

- 1. Nativo(a) de Hawaii
- 2. Guameño(a) o Chamorro(a)
- 3. Samoano(a)
- 4. Otro grupo de las islas del Pacífico, por ejemplo, fiyiano, tongano, etc.?

NHPI2

U.S. Census Bureau - Windows Internet Explorer

http://msdz-app01:9080/cuapp2/gintro.htm

U.S. Census Bureau

U.S. Census Bureau

Help (F1) Roster (F3) Exit (F10)

SECTION G: Demographics - NHPI2 Interview (F11) Jump Back (F12)

Is Christopher X Spencer:

- 1. Native Hawaiian
- 2. Guamanian or Chamorro
- 3. Samoan
- 4. Other Pacific Islander (For example, Fijian, Tongan, and so on)

Back to Previously Completed Loop Previous (F5) Next (F8)

Case id: 90000054 USCENSUSBUREAU

Spanish Text:

{fill Es usted /¿Es FULL NAME}:

- 1. Nativo(a) de Hawaii
- 2. Guameño(a) o Chamorro(a)
- 3. Samoano(a)
- 4. Otro grupo de las islas del Pacífico (por ejemplo, fiyiano, tongano, etc.)?

G7-3C: NHPI_WI

U.S. Census Bureau - Windows Internet Explorer

http://msdz-app01:9080/cuapp2/gintro.htm

U.S. Census Bureau

U.S. Census Bureau

Help F1 Roster F3 Exit F10

SECTION G: Demographics - NHPI_WI

Interview F11 Jump Back F12

→ Type the name of the race and the list of related race names will be displayed.
If you need to add another race, please click "Add another" or press (CTRL + A)

What is that other Pacific Islander group?

Read aloud when necessary. For example, Fijian, Tongan, and so on.

Add Another

Back to Previously Completed Loop

Previous F5

Next F8

Case id: 90000054

USCENSUSBUREAU

Spanish Text:

¿Qué otro grupo de las Islas del Pacífico es ese?

(OPTIONAL TEXT: Lea en voz alta si es necesario. Por ejemplo, fijiano, tongano, etc.)

G7-4: SOR: Some Other Race

The screenshot shows a web browser window titled "U.S. Census Bureau - Windows Internet Explorer". The address bar contains "http://msdz-app01:9080/cuapp2/gintro.htm". The page header includes "U.S. Census Bureau" and "Coverage Followup". The main content area is titled "SECTION G: Demographics - SOR" and contains the following text and form elements:

→ Type the name of the race.

What is your other race group?

Navigation buttons: Interview (F11), Jump Back (F12), Previous (F5), Next (F8). A "Back to Previously Completed Loop" link is also present. The case ID is 90000054 and the USCENSUSBUREAU logo is at the bottom.

Spanish Text:

If FILL is for “your” Text should read: “¿Cuál es {su} otro grupo racial?”/el otro grupo racial de FULL NAME}?”

If FILL is for “FULL NAME” Text should read: “¿Cuál es el otro grupo racial de FULL NAME}?”

QU1: QINTRO

U.S. Census Bureau - Windows Internet Explorer

http://192.168.218.67:9080/cfuapp2/qintro.htm?case=10000519&respondentPersonNumber=none&mod=Q&language=E

U.S. Census Bureau Coverage Followup

Help F1 Roster F3 Exit F10

SECTION Q: Over/Under Count - QINTRO Interview F11 Jump Back F12

→ Interviewer Note: If a respondent doesn't remember why he/she marked that a child was staying there, select the "No, don't remember that a child was staying there" box.

The Census Bureau is doing research about questions on the census form you completed earlier this year. At that time, you reported a child was staying there, such as a newborn baby or foster child on April 1, 2010.

Can you tell me whom you were thinking about?

First Name MI Last Name

Relationship

9. No, don't remember that a child was staying there

Previous F5 Next F8

Case Id: 10000519 USCENSUSBUREAU

Spanish Text:

N/A

QU2: QDOBAGE

U.S. Census Bureau Coverage Followup

Help (F1) Roster (F3) Exit (F10)

SECTION Q: Over/Under Count - QDOBAGE Interview (F11) Jump Back (F12)

What is doug douglas's date of birth?

Date (mm/dd/yyyy)

/ /

Case Id: 10000519 U S C E N S U S B U R E A U Previous (F5) Next (F8)

Spanish Text:

N/A

QU3: QAGE

U.S. Census Bureau - Windows Internet Explorer
http://192.168.218.67:9080/cfuapp2/qintro.htm

U.S. Census Bureau Coverage Followup

Help F1 Roster F3 Exit F10

SECTION Q: Over/Under Count - QAGE

Interview F11 Jump Back F12

→ Is EDD C SMITH, 9 years old already listed on the Roster?

1. Yes
 9. No

Previous F5 Next F6

Case Id: 10000519 USCENSUSBUREAU

Spanish Text:

N/A

QU5: QSTAYLSTYR

U.S. Census Bureau Coverage Followup

Help F1 Roster F3 Exit F10

Interview F11 Jump Back F12

SECTION Q: Over/Under Count - QSTAYLSTYR

In the last 12 months, was there any other place doug douglas stayed besides this address?

1. Yes
 9. No

Previous F5 Next F8

Case Id: 10000519 U S C E N S U S B U R E A U

Spanish Text:
N/A

QU6: QSPENDMARAPR

U.S. Census Bureau Coverage Followup

Help F1 Roster F3 Exit F10

SECTION Q: Over/Under Count - QSPENDMARAPR Interview F11 Jump Back F12

In March and April of this year, where did doug douglas spend most of the time?

- 1. This address
- 2. The other place
- 3. Both places equally

Case Id: 10000519 U.S. CENSUS BUREAU

Previous F5 Next F8

Spanish Text:
N/A

QU7: QSPENDLSTYR

U.S. Census Bureau Coverage Followup

Help F1 Roster F3 Exit F10

SECTION Q: Over/Under Count - QSPENDLSTYR Interview F11 Jump Back F12

Please tell me how much time doug douglas spent at each of the addresses in the last 12 months.

Case Id: 10000519 Previous F5 USCENSUSBUREAU Next F8

Spanish Text:
N/A

Q02: QOTHERPLACEADDRESS

U.S. Census Bureau Coverage Followup

Help F1 Roster F3 Exit F10

SECTION Q: IOver/Under Count - QOTHERPLACEADDRESS Interview F11 Jump Back F12

What is the address of that place?

Address Type: City Style P.O. Box Rural Route

House Number Street

Unit Designation

City State ZIP Code

Case Id: 13488585 Previous F5 Next F8 USCENSUSBUREAU

Spanish Text:
N/A

Q04: QOSPENLSTYR

U.S. Census Bureau Coverage Followup

Help F1 Roster F3 Exit F10

SECTION Q: Over/Under Count - QSPENLSTYR Interview F11 Jump Back F12

Please tell me how much time LOUISA FILLMORE spent at each of the addresses in the last 12 months.

Case Id: 13488585 Previous F5 USCENSUSBUREAU Next F8

Spanish Text:
N/A

H1

U.S. Census Bureau Coverage Followup

Help F1 Roster F3 Exit F10

Interview F11 Jump Back F12

SECTION H: Exit - H1

→ You are done collecting data. If you need to make changes to any question select "Jump Back" and finish making changes while the Respondent is on the phone.

1. Proceed

[Use Jump Back to Navigate Backwards](#) Previous F5 Next F8

Case Id: 10000518 USCENSUSBUREAU

Spanish Text:
N/A

H3: COMPEXIT

U.S. Census Bureau Coverage Followup

Help F1 Roster F3 Exit F10

SECTION H: Exit - COMPEXIT Interview F11 Jump Back F12

Those are all the questions that I have. If you have any comments about the amount of time we estimated to complete the survey or any other aspect of this survey, I can give you an address where you can write to express your comments. Would you like that address?

→ (Read only if necessary)

Associate Director for Administration
Paperwork Project 0607-0946
U.S. Census Bureau
4600 Silver Hill Road
Room 3K138
Washington, D.C. 20233

You may also email comments to Paperwork@census.gov, use "Paperwork Project - 0607-0946" as the subject.

Thank you for your time and cooperation. You've been very helpful.

1. Proceed

Previous F5 Next F8

Case Id: 10000518 USCENSUSBUREAU

Spanish Text:

Ésas son todas las preguntas que tengo. Si tiene cualquier comentario acerca de la cantidad de tiempo que estimamos es necesaria para completar la encuesta o cualquier otro aspecto de esta encuesta, le puedo dar una dirección a la cual puede escribir para darnos sus comentarios.

¿Quiere esa dirección?

(INT NOTE: READ ONLY IF NECESSARY)

Associate Director for Administration
Paperwork Project {OMBNUM}
U.S. Census Bureau
4600 Silver Hill Road
Room 3K138
Washington, D.C. 20233

Usted también puede enviar sus comentarios por correo electrónico a Paperwork@census.gov.

Use "Paperwork Project – {OMBNUM}" como tema.

Muchas gracias por su tiempo y cooperación. Ha sido de gran ayuda.

H6: F10EXIT

U.S. Census Bureau Coverage Followup

Help F1 Roster F3 Exit F10

SECTION H: Exit - F10EXIT Interview F11 Jump Back F12

Thank you for your time. I would like to set an appointment to call back at a better time to complete the interview.

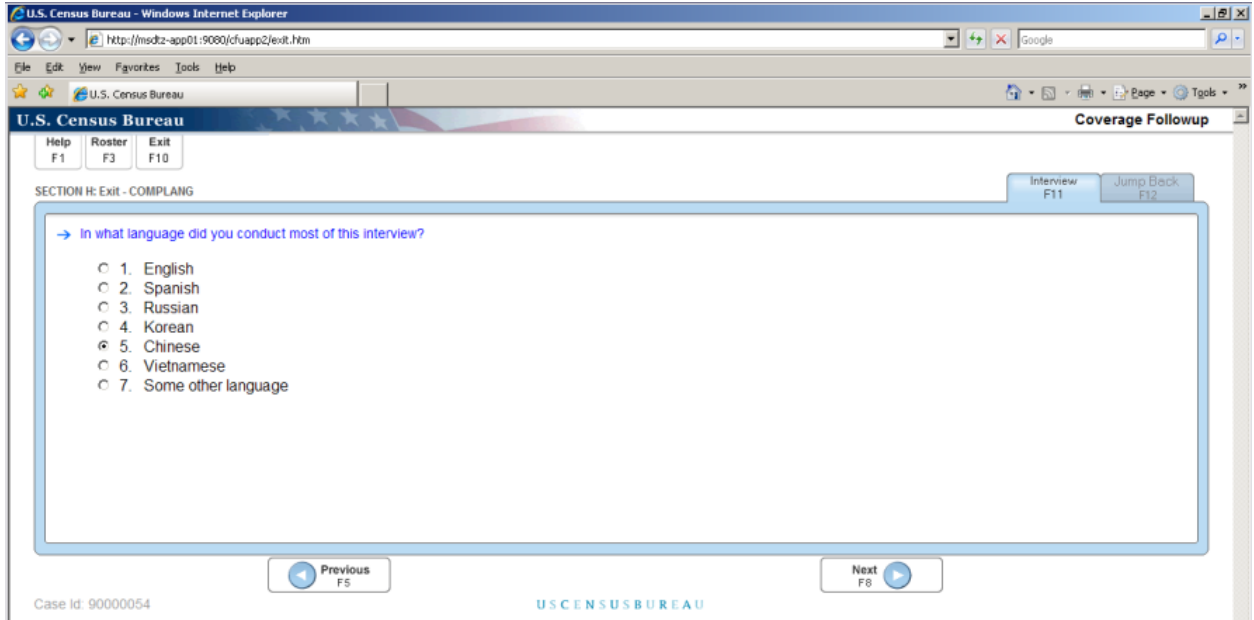
1. Proceed

Case Id: 13488585 [Previous F5](#) USCENSUSBUREAU [Next F8](#)

Spanish Text:

Muchas gracias por su tiempo. Quisiera hacer una cita a una hora más conveniente para una llamada para completar la entrevista.

H4: COMPLANG



Spanish Text:
N/A

F10LANG

U.S. Census Bureau - Windows Internet Explorer

http://msdz-app01:9080/cuapp2/exit.htm

U.S. Census Bureau

U.S. Census Bureau

SECTION H: Exit - F10LANG

→ In what language did you conduct most of this interview?

- 1. English
- 2. Spanish
- 3. Russian
- 4. Korean
- 5. Chinese
- 6. Vietnamese
- 7. Some other language

Case Id: 90000488

USCENSUSBUREAU

Spanish Text:
N/A

PT3

U.S. Census Bureau Coverage Followup

Help F1 Roster F3 Exit F10

SECTION P: Partial - P3 Interview F11 Jump Back F12

This call may be monitored and recorded to evaluate my performance.
Some of the questions have already been answered. Let me see where we should begin.

1. Proceed

Case Id: 10000519 U.S. CENSUS BUREAU

Previous F5 Next F8

Spanish Text:

Esta llamada podrá ser supervisada y grabada para evaluar mi trabajo.
Algunas de las preguntas ya se han contestado. Déjeme ver dónde debemos comenzar.

PT4

U.S. Census Bureau Coverage Followup

Help F1 Roster F3 Exit F10

SECTION P: Partial - P4 Interview F11 Jump Back F12

We were asking about where each person in the Household should be actually counted.

I show that:

Clarissa X Spencer Richard X Spencer stayed away for the military

around April 1, 2010.

1. Proceed

Previous F5 Next F8

Case Id: 10000983 U.S. CENSUS BUREAU

Spanish Text:

Estábamos preguntando dónde se debe realmente contar a cada miembro del hogar.

“Según la información que tengo, {fill FULL NAME} se quedó en {fill TYPE OF PLACE} alrededor del 1 de abril de 2010”.

TYPE OF PLACE:

- en un arreglo de custodia o en otra residencia una parte del tiempo
- en otro lugar para asistir a la universidad
- en otro lugar por el servicio militar
- en otro lugar por un trabajo o negocio
- en una casa de vacaciones o segunda casa
- en otro lugar que no es ésta dirección

PT5

U.S. Census Bureau Coverage Followup

Help F1 Roster F3 Exit F10

SECTION P: Partial - P5 Interview F11 Jump Back F12

Some people live or stay in more than one place and we would like to make sure everyone was only counted once.

1. Proceed

Case Id: 12377765 U S C E N S U S B U R E A U Previous F5 Next F8

Spanish Text:

Algunas personas viven o se quedan en más de un lugar, por esta razón nos gustaría asegurarnos de que todo el mundo sea contado sólo ua vez.