

Demographic Indicators

	With AIDS Series	Without AIDS Scenario		With AIDS Series	Without AIDS Scenario
Population (1,000s)	82,545	83,549	Growth rate	3.2	3.4
Crude birth rate	44	45	Crude death rate	12	11
Infant mortality rate			Life expectancy		
Both sexes	83	81	Both sexes	55	57
Male	94	93	Male	53	54
Female	71	69	Female	58	59

Total fertility rate		6.2			
Estimated percentage of adults living with HIV		1.6			
Estimated new AIDS cases		63,721			
Estimated AIDS deaths		62,690			
Percent urban (2007)		16			

Note: Indicators are for 2008 unless otherwise noted. The "With AIDS Series" shows an estimate of demographic indicators in the country including AIDS mortality. The "Without AIDS Scenario" reflects a hypothetical population if the country was not affected by the AIDS epidemic.

Sources: U.S. Census Bureau, International Data Base and unpublished tables. "Percent urban" from the Population Reference Bureau.

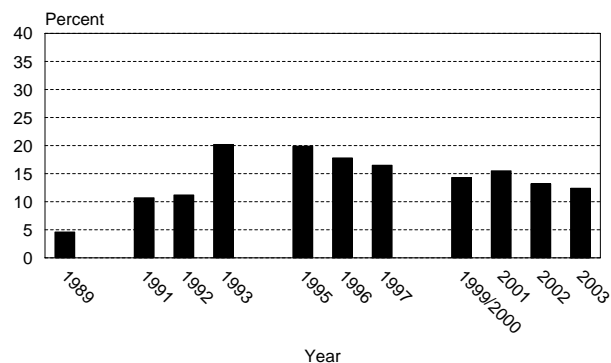
Epidemiological Data

Epidemic State: Generalized

The epidemic in Ethiopia has spread to the general population. In 2008, nearly 5 percent of adults are estimated to be HIV positive. Among adults tested, females have higher HIV rates than males in most regions. The current data available on pregnant women show a stabilization of rates in most areas, with urban areas affected more than rural areas and higher rates among younger ages. However there is a decline in rates since 1995 among pregnant women tested in Addis Ababa.

The general trend has been that of a slow decline in HIV seroprevalence since the mid-1990s among pregnant women in Addis Ababa. The rate has dropped from 20 percent in 1993 to just over 12 percent in 2003.

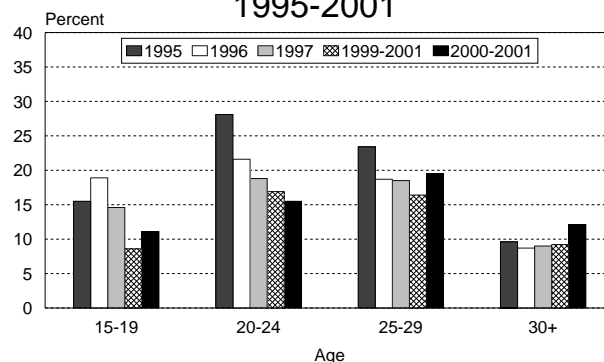
HIV Seroprevalence for Pregnant Women, in Addis Ababa, Ethiopia: 1989-2003



Source: HIV/AIDS Data Base ID Numbers S0400, E0069, E0073, E0095, E0113.

In 1995, peak HIV prevalence among pregnant women tested in Addis Ababa occurred in the 20 to 24 age group at 28 percent. For 2000-2001, the highest rate was among those 25 to 29 at just under 20 percent. Overall, rates were lower in 2000-2001, except among pregnant women ages 30 and older, where prevalence rose from over 9 percent in 1995 to 12 percent in 2000-2001.

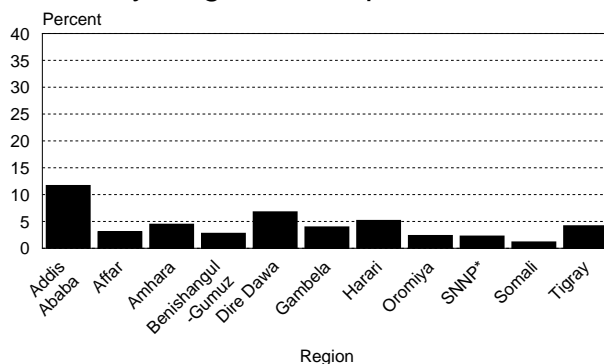
HIV Seroprevalence for Pregnant Women, by Age, in Addis Ababa, Ethiopia: 1995-2001



Source: HIV/AIDS Data Base ID Number T0257.

In 2005, the Addis Ababa region had the highest HIV rates for pregnant women in Ethiopia, just under 12 percent. All of the other regions reported rates ranging from 1 percent in Somali to 7 percent in Dire Dawa.

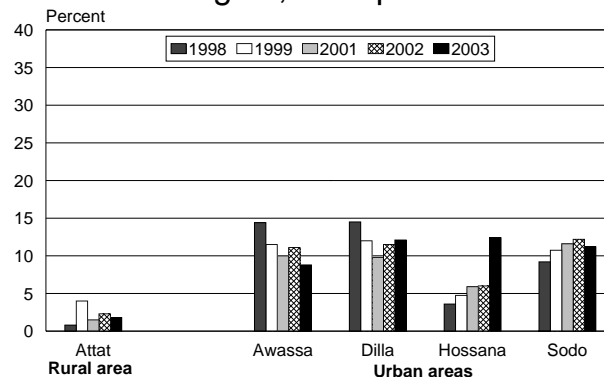
HIV Seroprevalence for Pregnant Women, by Region, Ethiopia: 2005



* Southern Nationalities Nations and Peoples Region sites.
Source: HIV/AIDS Data Base ID Number C0512.

Within the SNNP Region of Ethiopia, data on pregnant women by rural and urban areas are available from 1998 to 2003. The four urban sites report comparable rates for 2003, ranging from 9 percent to 12 percent. These rates have not changed much since 1998, except Hossana had a lower rate of 4 percent in 1998, which then tripled to over 12 percent in 2003. The one rural area shown, Attat, reported rates under 5 percent, with a 2003 rate below 2 percent.

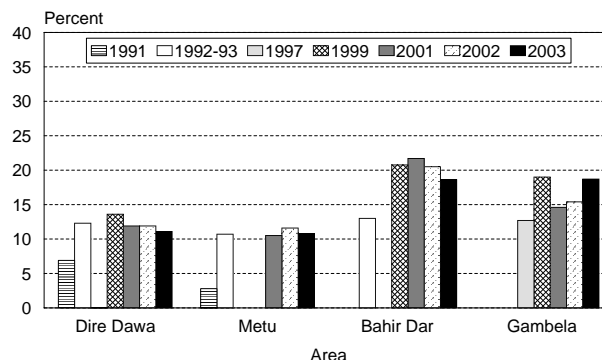
HIV Seroprevalence for Pregnant Women, in SNNP* Region, Ethiopia: 1998-2003



* Southern Nationalities Nations and Peoples Region sites.
Source: HIV/AIDS Data Base ID Numbers A0230, E0073, E0095, E0113.

In four cities within Ethiopia the seroprevalence rate among pregnant women remained stable in recent years. Rates were lowest in Dire Dawa and Metu at around 11 percent for 2003. In both Bahir Dar and Gambela, 19 percent of pregnant women tested in 2003 were HIV positive.

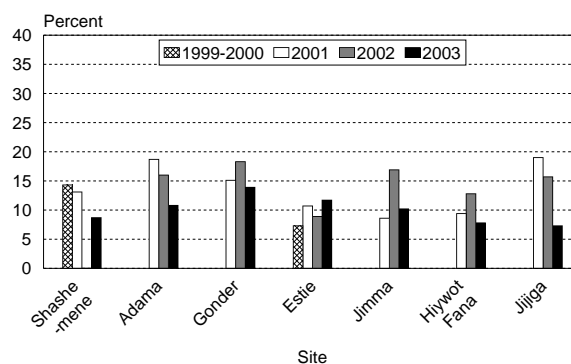
HIV Seroprevalence for Pregnant Women, in Various Cities, Ethiopia: 1991-2003



Source: HIV/AIDS Data Base ID Numbers N0083, S0443, A0230, E0073, E0095, E0113.

Sentinel surveillance data from other urban sites within Ethiopia show HIV prevalence rates among pregnant women at or below 14 percent in 2003. In Estie, HIV prevalence levels increased from 1999 to 2003, while the other urban sites have lower rates in 2003 from the previous year. The highest prevalence was reported in Jijiga at 19 percent in 2001, but Jijiga also had the lowest prevalence in 2003 at 7 percent.

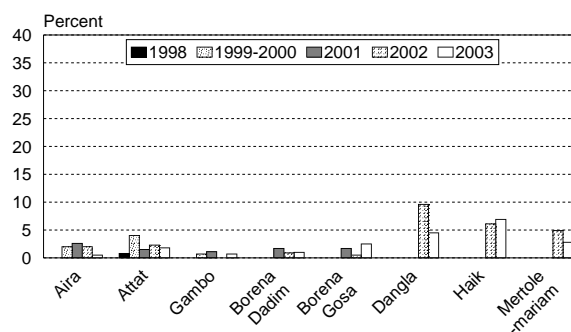
HIV Seroprevalence for Pregnant Women, in Selected Urban Sites, Ethiopia: 1999-2003



Source: HIV/AIDS Data Base ID Numbers E0073, E0095, E0113.

HIV prevalence among pregnant women from rural sites tends to be lower than from urban sites in Ethiopia. All reported rates are under 7 percent for the latest available year, 2003.

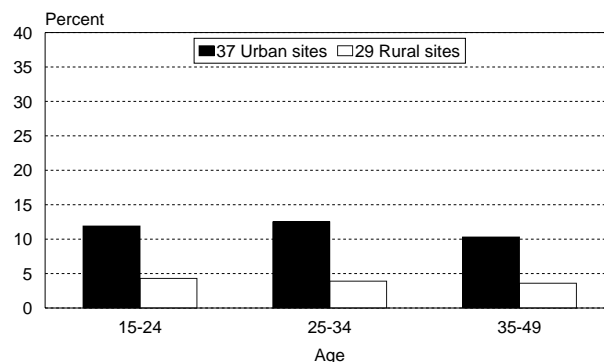
HIV Seroprevalence for Pregnant Women, in Selected Rural Sites, Ethiopia: 1999-2003



Source: HIV/AIDS Data Base ID Numbers A0230, E0073, E0095, E0113.

The differences in prevalence rates between urban and rural sites among pregnant women are consistent with other African countries. Pregnant women tested in urban sites have rates that are over 50 percent higher than those tested in rural sites according to 2003 data. This is reflected in the total number of pregnant women tested as well as specific age groups.

HIV Seroprevalence for Pregnant Women, by Age, in 66 Sites, Ethiopia: 2003



Source: HIV/AIDS Data Base ID Number E0113.

New data are available for 2005 from the Ethiopia Demographic and Health Survey (EDHS) on HIV seroprevalence rates for adults in Ethiopia. Just over 1 percent tested HIV positive, with the rate for females, 2 percent, double that of males, 1 percent.

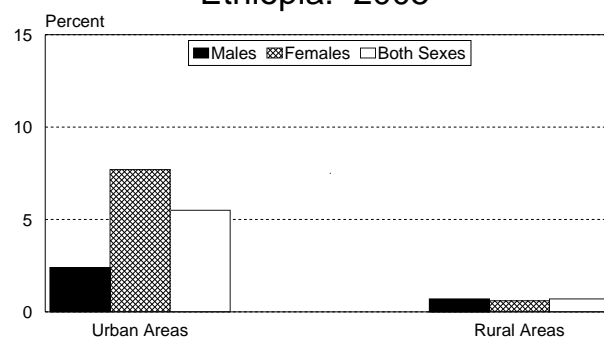
HIV Seroprevalence for Adults, by Sex, Ethiopia: 2005



Source: HIV/AIDS Data Base ID Number C0512.

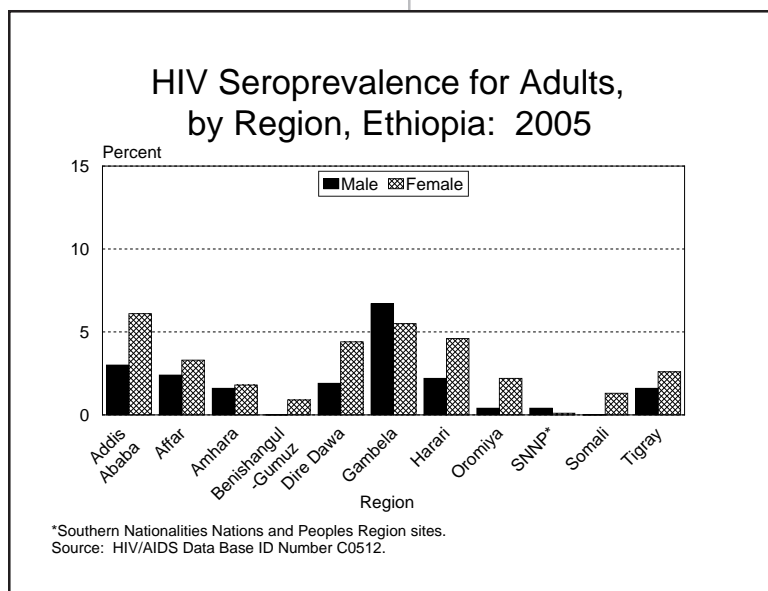
According to the EDHS, HIV seroprevalence among adults tested in urban areas was nearly 6 percent, while the rate was just under 1 percent among those tested in rural areas. In the urban areas, females had a much higher rate at nearly 8 percent versus just over 2 percent for males.

HIV Seroprevalence for Adults, by Sex, in Urban and Rural Areas, Ethiopia: 2005

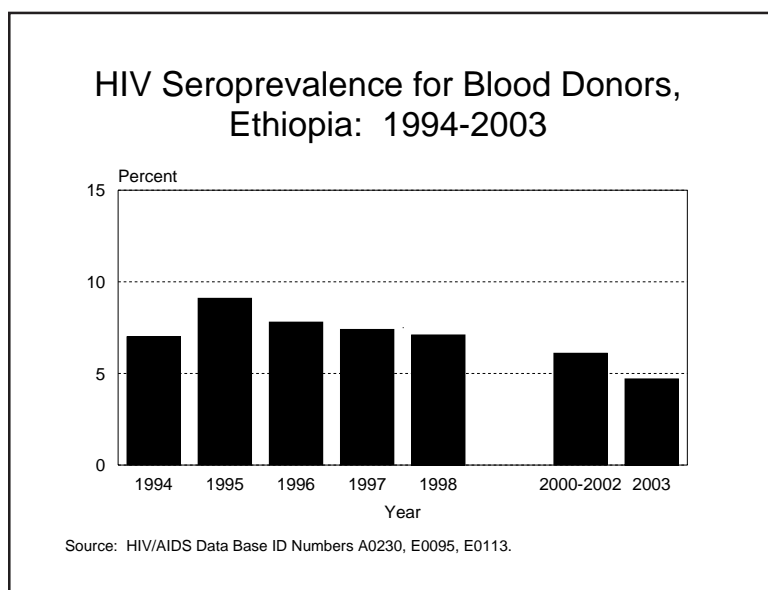


Source: HIV/AIDS Data Base ID Number C0512.

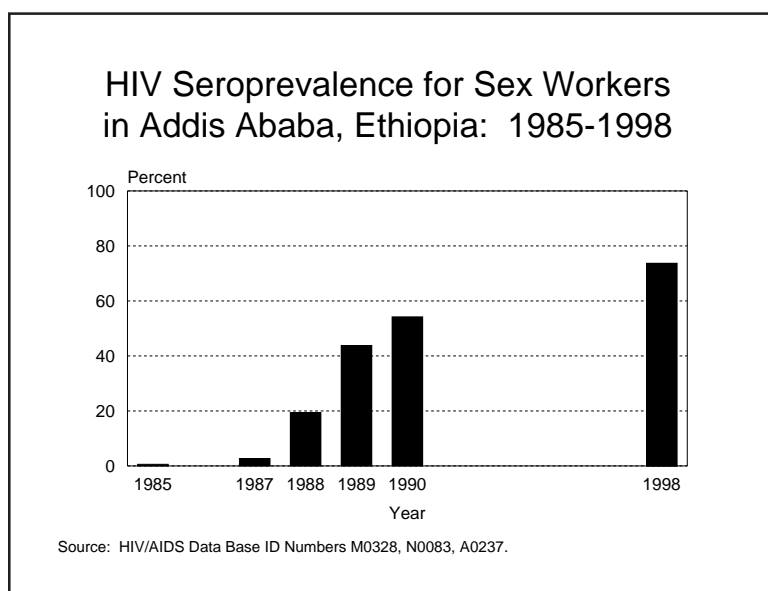
According to the EDHS data by region, with the exception of the SNNP and Gambela regions, HIV seroprevalence among females was higher than that of males. In the case of the Addis Ababa region, the rate is higher by a 2-to-1 margin. Addis Ababa has the highest female prevalence at 6 percent and Gambela has the highest for males at nearly 7 percent.



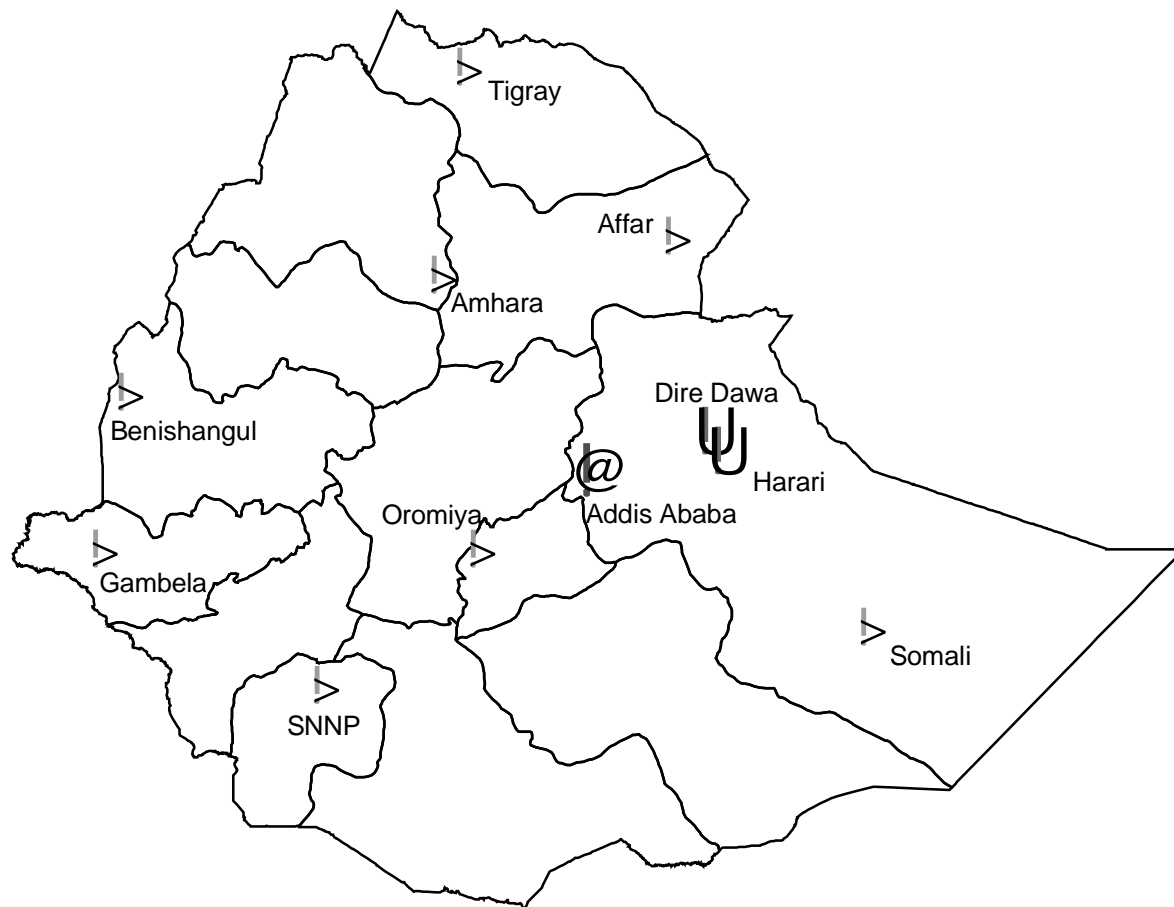
There was a decline in HIV seroprevalence among blood donors in Ethiopia since the mid-1990s. The latest available data for 2003 show a rate close to 5 percent, down from 9 percent in 1995.



HIV seroprevalence among sex workers increased dramatically in Addis Abba since 1985. From just under 1 percent, the latest available data show nearly three-fourths of sex workers tested were HIV positive in 1998.



Seroprevalence of HIV for Pregnant Women, Ethiopia: 2005



Percent Seropositive

(0.0
≡	0.1 - 0.9
>	1.0 - 4.9
U	5.0 - 9.9
@	10.0 - 19.9
!	20.0+

Sources by HIV/AIDS Data Base ID Number:

- A0230 Asamoah-Odei, E., 1999, Mission Report, World Health Organization, Travel Report Summary, Ethiopia, 21 June - 04 July, unpublished report.
- A0237 Aklilu, M., T. Messele, A. Tsegaye, et al., 2001, Factors Associated with HIV-1 Infection among Sex Workers of Addis Ababa, Ethiopia, AIDS, vol. 15, no. 1, pp. 87-96.
- C0512 Central Statistical Agency, et al., 2006, Ethiopia Demographic and Health Survey: 2005, Measure DHS ORC Macro, Calverton, Maryland, USA, September, report.
- E0069 Ethiopia National AIDS Program, 1999, Update UNAIDS Epidemiological Fact Sheet, UNAIDS.
- E0073 Ethiopia Ministry of Health, et al., 2000, Current Status of HIV Sentinel Surveillance Data and AIDS Case Reporting in Ethiopia, Ministry of Health, Diseases Prevention and Control Department, Ethiopia, June, draft report.
- E0095 Ethiopia Ministry of Health, et al., 2002, AIDS in Ethiopia, Ministry of Health, Disease Prevention and Control Department, Ethiopia, Fourth Edition, October, unpublished report.
- E0113 Ethiopia Ministry of Health, et al., 2004, AIDS in Ethiopia 5th Report, Federal Ministry of Health, Disease Prevention and Control Department, Ethiopia, Fifth Edition, June, unpublished report.
- M0327 Mehret, M., L. Khodakevich, D. Zewdie, et al., 1990, HIV-1 Infection and Related Risk Factors among Female Sex Workers in Urban Areas of Ethiopia, Ethiopian Journal of Health Development, vol. 4, no. 2, pp. 163-170.
- M0328 Mehret, M., L. Khodakevich, D. Zewdie, et al., 1990, HIV-1 Infection and Some Related Risk Factors among Female Sex Workers in Addis Ababa, The Ethiopian Journal of Health Development, vol. 4, no. 2, pp. 171-176.
- N0083 NACP/MOH (Ethiopia), 1992, Surveillance and Research Activities on HIV/AIDS: Activities Accomplished So Far in Ethiopia, 1984-1991, Ethiopia NACP/MOH data, unpublished report.
- S0400 Sahlu, T., 1996, Epidemiology of HIV/AIDS in Ethiopia, ENARP Scientific Advisory Committee Meeting, Addis Ababa, 17 April, report.
- S0443 Stover, J., 1998, Surveillance data for Ethiopia, Personal Communication from AIDS in Ethiopia, Ministry of Health, Addis Ababa, 1998, AIM booklet.
- T0257 Tsegaye, A., T. F. Rinke de Wit, Y. Mekonnen, et al., 2002, Decline in Prevalence of HIV-1 Infection and Syphilis among Young Women Attending Antenatal Care Clinics in Addis Ababa, Ethiopia: Results from Sentinel Surveillance, 1995-2001, Journal of Acquired Immune Deficiency Syndromes, vol. 30, no. 3, pp. 359-362.