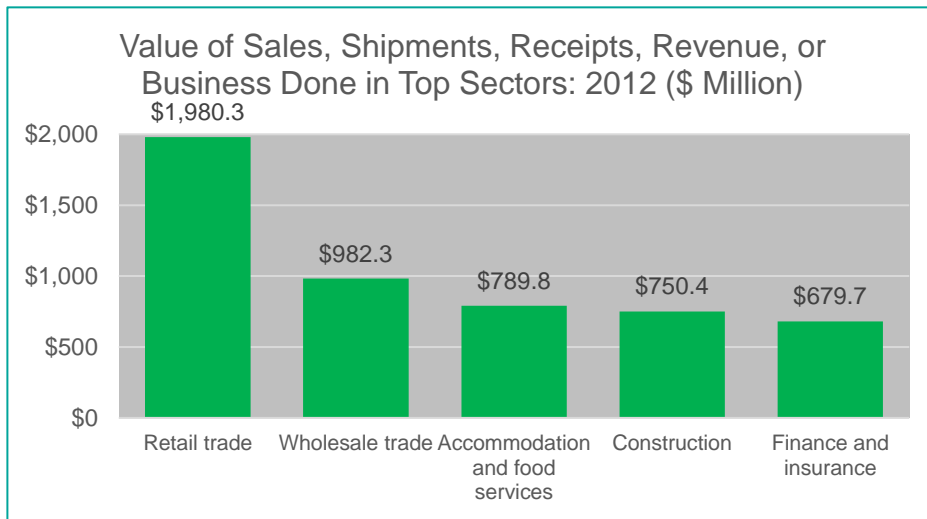


ECONOMIC CENSUS OF ISLAND AREAS

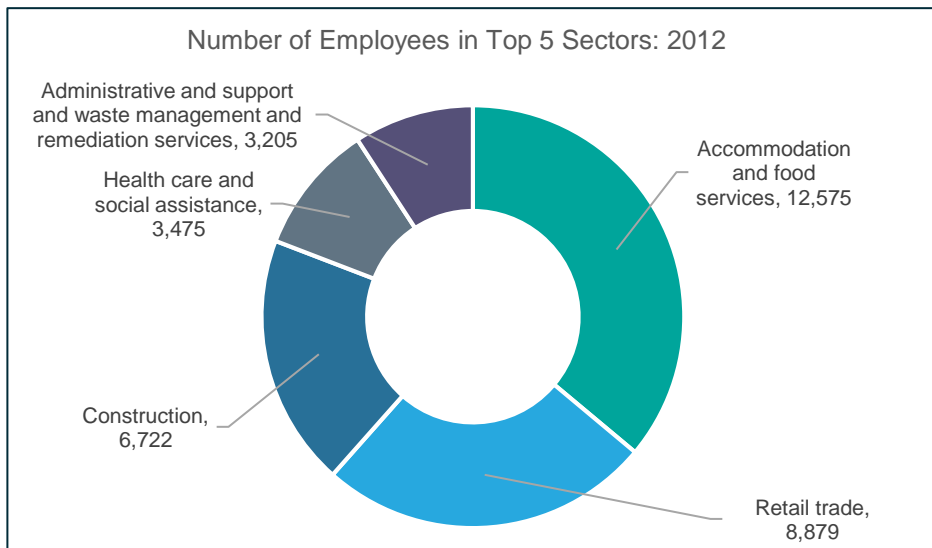
GUAM SNAPSHOT

The Economic Census of Island Areas provides detailed data on Sales and other measures of business output for nearly every sector of the economy at the national, state, and local area levels by 2-thru 6-digit NAICS code.



(Note: excludes the Utilities, Information, and Finance and Insurance sectors where state-level revenue data are not published)

Detailed data on Employment and Annual Payroll are also available. For the Manufacturing sector, these data are broken out for production workers and other staff. Data on production worker hours are also provided.



DID YOU KNOW:

Utilities businesses in Guam reported average revenue per employee of \$608,002 in 2012

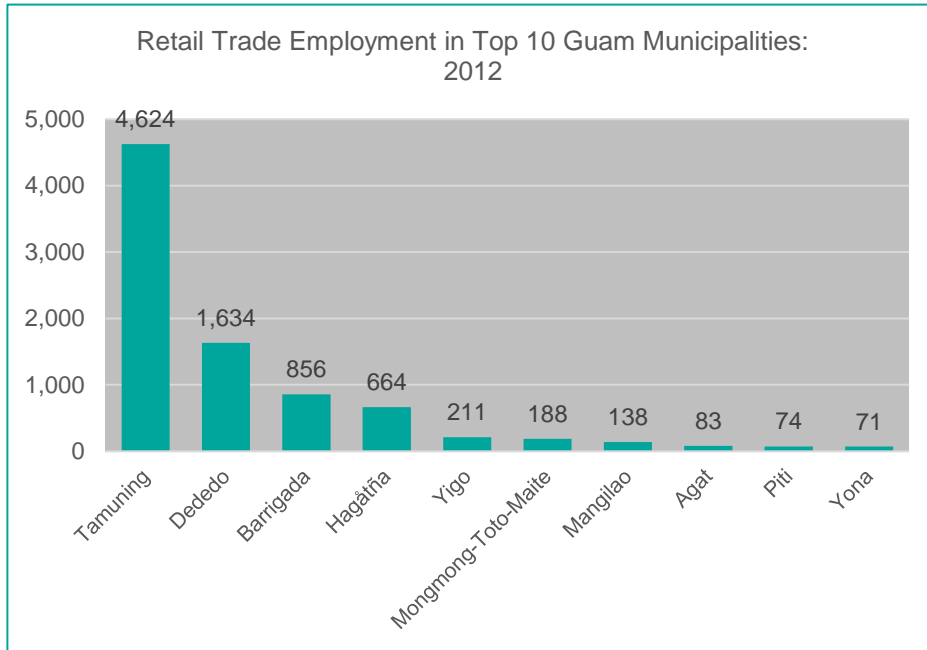
The Accommodation and Food Services sector had the most employees of any sector in Guam in 2012 (12,575)

The Accommodation and Food Services sector reported the highest annual payroll of any sector in Guam in 2012 (\$189.4 million)

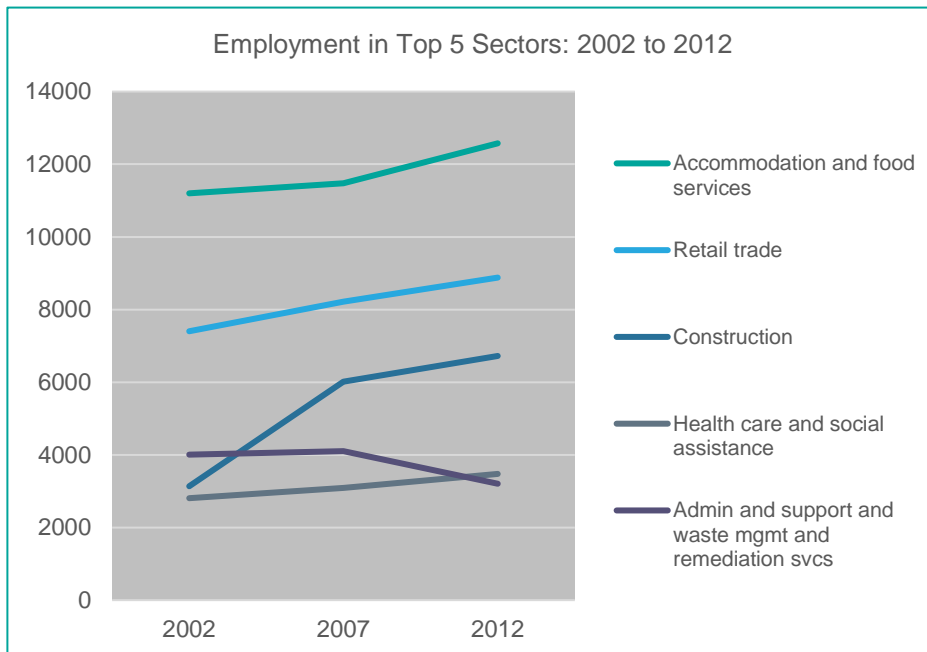
There were more Retail Trade establishments in Guam in 2012 than any other sector (630)

Detailed industry data are not only shown for Guam by 2-thru 6-digit NAICS but also at the Municipality level.

(Note: Data are often suppressed at the detailed 6-digit NAICS levels for local areas to protect the privacy of individual businesses.)



The Economic Census of Island Areas is conducted every 5 years, on the years ending in “2” and “7”. Data are shown for comparable industries back to 2002.



To Learn more about the Economic Census of Island Areas, visit www.census.gov/EconomicCensus

KEY DATA TOOLS:

American FactFinder – Provides full access to all data from the Economic Census (see <https://factfinder.census.gov/faces/nav/jsf/pages/index.xhtml>)

Census Business Builder – Provides map-based access to key data from the Economic Census (see <https://www.census.gov/data/data-tools/cbb.html>)

QUICKFACTS – Provides access to key demographic and business data from various Census programs

